

**RUSADA** 



**ANNUAL STATISTICS AND REPORTING**  
**2010**

**Moscow 2011**

SA

## **1. Introduction. RUSADA Priorities and Goals in 2010**

Non-profit partnership Russian Anti-Doping Agency “RUSADA” (hereinafter RUSADA) was established in 2008. RUSADA is recognized by WADA as a National Anti-Doping Organization and carries out all types of activities outlined in the World Anti-Doping Code (hereinafter WADA Code), including doping controls, development and implementation of information and education programs, collaboration with national and international sports organizations, WADA, IOC and others.

The year 2010 was one of the most significant years for RUSADA since the time it came into existence. In November 2010 the Federal Law “On Amendments to the Federal Law On Physical Culture and Sport in the Russian Federation” dated May 7, 2010 became effective bringing the anti-doping program of Russia to a new qualitative level, after which RUSADA’s responsibilities as a National Anti-Doping Organization were specified and extended. The law first provided a comprehensive definition of the anti-doping rule violation, specified roles and responsibilities of every stakeholder, stated the Russian National Anti-Doping Rules preference and regulated their development and adoption.

RUSADA’s first objective and mission is to protect athletes’ health and safeguard their right to participate in doping free, fair competitions, preserving the equal rights of the athletes.

Conducting doping controls as well as development and implementation of effective education programs targeting different age and professional groups are seen as the most effective means to meet the objective. In 2010 RUSADA put much effort in enhancing the related activities.

2010 was the year of the XXI Olympic Winter Games in Vancouver, and those over, a start to the XXII Olympic Winter Games in Sochi was signaled. RUSADA personnel were involved in delivering education programs and also worked as the chaperones team members in Vancouver, and in May 2010 an education program for the anti-doping team Sochi 2014 was initiated.

Work on the National Anti-Doping Rules of the Russian Federation marked another priority sector of RUSADA activities in 2010. In December 2010, in accordance with the Federal Law “On Physical Culture and Sport in the Russian Federation”, the Rules were

forwarded to the Ministry of Sport, Tourism and Youth Policy of the Russian Federation for approval and adoption.

More detailed report of RUSADA activities in 2010 is provided in the respective Sections of the present document.

## **2. Report on RUSADA Activities in 2010**

### **2.1. Structural and Organizational Transformations**

The above-mentioned amendments to the Russian legislation and general analysis of the agency's operation suggested structural and organizational transformations to serve the newly set purposes.

The Foundation Board membership was reviewed following the new Statute adopted by RUSADA. The present group of members of RUSADA Foundation Board include:

- Ministry of Sport, Tourism and Youth Policy of the Russian Federation;
- Union of the All-Russian Social Associations “Olympic Committee of Russia”;
- All-Russian Social Organization “National Paralympic Committee of Russia”;
- Russian Academy of Education;
- All-Russian Social Organization “The League of Nation’s Health”;
- State Educational Institution of Higher Professional Education “Russian State Medical University of the Ministry of Health and Social Development of the Russian Federation”.

Decision was made to establish a Supervisory Board to unite physical persons and legal entities enjoying considerable respect and extensive experience in the field of sports and physical culture.

New activities were adopted by RUSADA to promote efficiency of target testing and regional cooperation. New personnel were recruited to strengthen Testing Department and Education Department. Recruitment policy was reviewed. Foreign languages proficiency and appropriate qualifications requirements as well as previous experience in similar roles requirement were toughened considerably.

Analytical implementation of ADOs best practices, Athlete Biological Passport program and intelligent testing are also among our high priority issues. Most modifications and innovations introduced in 2010 shall prove beneficial in the year 2011 to ensure efficacy of the anti-doping program developed to prepare the Russian national team for the XXX Olympic Games in London, XXVII World Summer Universiade 2013 in Kazan, XXII Olympic Winter Games in Sochi and other Major Events.

## 2.2. Doping Controls

In 2010 RUSADA collected and transported for analysis to the Anti-Doping Centre LAB 15,000 Samples, which is 500 Samples more (i.e. 3.4% more) than in 2009. For details, please, see the table below.

**Samples Collected in 2007-2010  
by Types of Samples**

| Year<br>Type of Samples  | 2007        | 2008              | 2009         | 2010         |
|--------------------------|-------------|-------------------|--------------|--------------|
| Out-of-Competition (OOC) | 2903        | 5633              | 7868         | 7400         |
| In-Competition (IC)      | 3926        | 6279              | 6632         | 7400         |
| EPO (OOC)                | 0           | 0                 | 1250         | 1000         |
| Blood (OOC)              | 0           | 0                 | 250          | 200          |
| Horses                   | 0           | 0                 | 0            | 200          |
| <b>Total</b>             | <b>6829</b> | <b>1191<br/>2</b> | <b>14500</b> | <b>15000</b> |

10,738 Samples (71,6%) were collected in Summer Olympic Sports, 2,453 Samples (16,4%) were collected in Winter Olympic Sports, 468 Samples (3,1%) were collected in paralympic teams and 177 Samples (1,2%) in surdolympic ones. 964 samples (6,4%) were collected in Non-Olympic Sports.

8,273 Samples (55,9%) were collected from athletes in the National Senior Teams, 6,527 Samples (44,1%) were collected from athletes in the National Junior and National Minor Teams.

Doping-control sampling was conducted in 45 regions and 94 cities of Russia. The largest number of Samples was collected in Moscow, Moscow Region, Krasnodar Region, Saint-Petersburg, Republic of Chuvashia, Republic of Mordovia, Krasnoyarsk Region, where the most important training camps are located.

Further, in 2010 RUSADA started sampling for the purposes of Athlete Biological Passport Program. The Samples were collected in five Winter Olympic Sports (biathlon, cross-country skiing, speed skating, tobogganing, short-track skating) and seven Summer Olympic Sports (athletics, weightlifting, swimming, canoe, rowing, cycling, triathlon) both in-competition and during the pre-season period.

For the first time 200 Samples were collected from horses.

Please, see *Appendix 1* for further details of the Samples collected in 2010.

### **2.3. Results Management**

In 2010 ninety one (91) Anti-Doping Rule Violation (in 2009 there were 89 cases recorded) and 189 Atypical Findings were detected (with respectively 89 and 178 in the year 2009), which constitutes 1,89% (1,86% in the year 2009) of the total number of Samples collected.

Adverse Analytical Findings were detected in twenty Summer Sports, three Winter Sports, Paralympic and Surdolympic Sports. One Adverse Analytical Finding was detected in the equestrian sport.

The striking feature is the number of Anti-Doping Rule Violations in the sport of sambo that grew considerably (from 1 case in 2009 to 20 cases in 2010). The number of Anti-Doping Rule Violations committed by the athletes belonging to the Rhythmic Gymnastics Federation (from 0 to 2 cases), Judo Federation (from 3 to 5 cases), Cross-Country Skiing Federation (from 1 to 5 cases) also increased. Some other federations saw the increase of Anti-Doping Rule Violations by one or two cases.

Meanwhile, the number of Anti-Doping Rule Violations committed by athletes belonging to the Kayak-Canoe Federation (from 6 to 3 cases), Athletic Federation (from 11 to 2 cases), Cycling Federation (from 7 to 1 case), Weightlifting Federation (from 17 to 9 cases) decreased. Some other federations saw the decrease of Anti-Doping Rule Violations by one or two cases. For details, please, see *Appendix 3*.

Most frequently anabolic steroids (35% of all prohibited substances), masking agents (33%) and cannabinoids (16%) were detected. Substances falling into the categories of stimulants (15%), hormones (1%) and beta-2 agonists (1%) were also among those detected.

Samples collected in twenty three (23) Summer Sports and seven (7) Winter Sports tested negative.

All cases of Anti-Doping Rule Violations were considered by the independent Anti-Doping Disciplinary Committee.

For details of RUSADA Results Management activities, please, see *Appendix 2*.

#### **2.4. Therapeutic Use Exemption Committee (TUEC)**

In 2010 the TUE Committee received 28 applications for a TUE, most of which were for beta-2 agonists to be used in asthma treatment (18 requests). Upon 12 of those requests TUEs was granted, with reference to the rest of the applications TUE denials were issued. The most frequent reasons for TUE denials were as follows: medical records did not show the severity of the medical condition, required medical examination reports were missing (eg spirometric evaluation of bronchial asthma), medical treatment prescribed did not correspond with the severity of the medical condition. RUSADA also received 67 Declarations of Use.

Work on TUEs for Prohibited Substances and Prohibited Methods was carried out in collaboration with IFs.

For details of TUEs, please, see *Appendix 3*.

## **2.5. Working out and Implementation of Information and Education Programs**

### **Seminars, Anti-Doping Programs for Children, Outreach Quizzes**

In 2010 ninety nine (99) Information and Education Events were organized:

- four seminars “Anti-Doping Rules of Vancouver 2010 Olympic Winter Games” for National Teams seeking to participate in the Vancouver 2010 Olympics;
- thirteen (13) seminars for Russia’s National Youth Olympic Team (Singapore);
- 65 seminars for athletes, coaches, and medical personnel;
- 4 international seminars (as part of the Seminar for Lecturers on Athletics for Kids (Moscow), Taekwon-Do World Championships (Saint-Petersburg), two seminars on Tackling Doping in Russia (Kristiansand/Trondheim, Norway);
- 5 seminars for directors, instructors, and coaches of Children and Youth Sports School as part of further vocational training;
- 4 programs “Compete Fairly!” (Khanty-Mansiysk, Novogorsk, Saransk, Cheboksary);
- 4 Outreach quizzes (as part of the III International Symposium on Sport Medicine and Rehabilitation under the Auspices of the Football Union of Russia, part of IRB Junior World Championship, part of Russia is a Sports Power International Forum, part of Russian Athletics Championships in Saransk).

Information and Education Program was delivered to the target groups in more than 30 sports:

- badminton,
- basketball,
- biathlon,
- cycling,
- water polo,
- volleyball,

- handball,
- Alpine skiing and snowboard,
- canoe,
- canoe slalom,
- curling,
- equestrian sport,
- speed skating,
- athletics,
- cross country skiing,
- table tennis,
- swimming,
- diving,
- trampoline,
- shooting,
- rugby,
- synchronized swimming,
- wrestling,
- artistic gymnastics,
- archery,
- taekwondo,
- weightlifting,
- street basketball,
- fencing,
- figure skating,
- freestyle,
- ice hockey,
- rhythmic gymnastics.



The total number of participants in RUSADA seminars amounted to 3106 persons:

- 875 athletes over 20 years old;
- 1049 athletes under 18 years old, including 250 candidates for Russia’s National Youth Olympic Team (street basketball, fencing, artistic gymnastics, rhythmic gymnastics, weightlifting, badminton, trampoline);
- 1182 sports doctors, coaches, instructors etc.

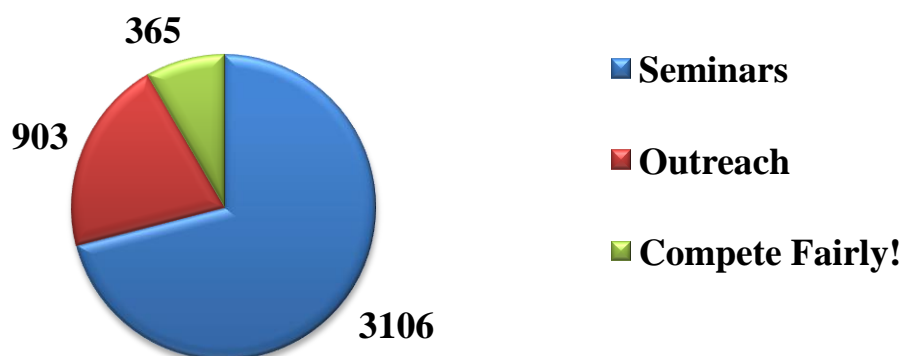
### **Interactive Outreach Quizzes:**

In 2010 four Outreach quizzes were held:

- at the IRB Junior World Rugby Trophy (for the National Rugby Team of the Russian Federation), 36 participants;
- at the III International Symposium on Sport Medicine and Rehabilitation under the Auspices of the Football Union of Russia, about 200 participants;
- at Russia is a Sports Power International Forum, more than 200 participants;
- at the Russian Athletics Championships, about 500 participants.

7,998 Brochures and 5,760 leaflets were distributed as part of RUSADA Information and Education Programs in 2010.

### **Target Audience Covered by the I&E Programs**



## **Experience Share Projects**

RUSADA Department of Education Programs took part in a range of experience share projects that involved personnel of Anti-Doping Norway (Moscow, Norway), WADA representatives, representatives of Sport Canada and Canadian Centre for Ethics in Sport (Montreal, Ottawa). WADA Social Science Research Symposium (Seoul, South Korea) also visited by RUSADA personnel proved another discussion forum.

## **New Strategies and Programs Development**

Early in 2010 RUSADA Education Programs Development Strategy 2010-2014 was adopted.

Information and Education program for sports schools for children and youth was developed, which comprised “Anti-Doping Hour” Program, opening experimental forums, refresher courses for methodologists, coaches and instructors of sports schools, social science research.

Anti-doping program for kids sports camps was developed.

DCO and Chaperone training course prior to 2014 Olympic Winter Games in Sochi was initiated.

“Guidelines for DCOs” were published, also comprising the Chaperone Section.

## **Singapore 2010 Youth Olympic Games**

An information and education session “Anti-Doping Rules of the Singapore 2010 Youth Olympic Games”, targeting the Olympic sports, was launched on June 1, 2010.

The session was initiated upon requests from seven national federations: Russian Football Union, Handball Union of Russia, Russian Rowing Federation, Russian Fencing Federation, Artistic Gymnastics Federation of Russia, Russian Wrestling Federation, Russian Basketball Federation.

The program also involved candidates for the National Youth Olympic Team of Russia in the sports of street basketball, fencing, artistic gymnastics, rhythmic gymnastics, weightlifting, badminton, trampoline, rowing and handball.

The overall number of candidates for the National Youth Olympic Team of Russia amounted to 250 persons. Every athlete and all support personnel received an I&E file.

## Communications

RUSADA website [www.rusada.ru](http://www.rusada.ru) was reconstructed, a number of sections were added and updated:

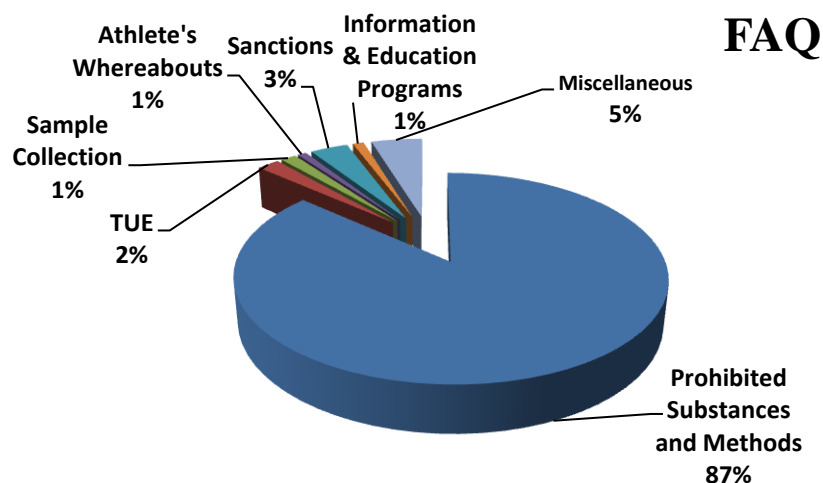
- Anti-Doping News (Russian and World mass media digest);
- RUSADA Calendar (seminars and quizzes scheduled);
- Photo Gallery (photos of I&E events RUSADA held);
- Videos (I&E video materials);
- «Mass Media about RUSADA»;

Updates were sent to RUSADA Website News and Anti-Doping News Subscribers.

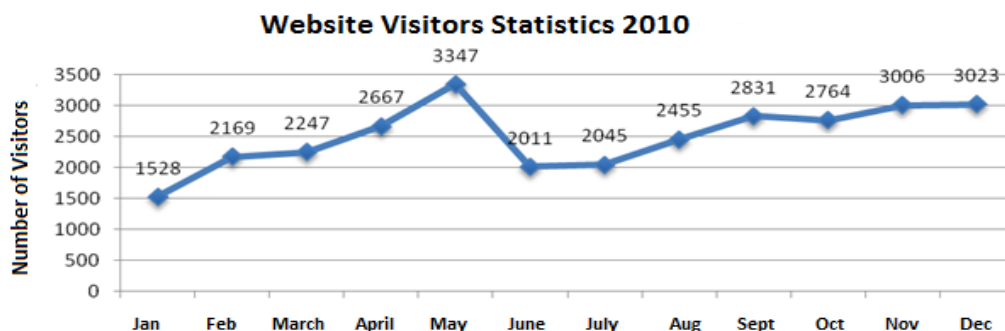
The following documents and publications were web-published: RUSADA Annual Report 2009 (Russian and English Versions), Federal Law “On Amendments to the Federal Law On Physical Culture and Sport in the Russian Federation” dated 7 May 2010; Anti-Doping Rules of Singapore 2010 Youth Olympic Games; Prohibited List 2011, TUE Application Form 2011, Sample TUE Application 2011; the regularly updated lists of the Russian athletes sanctioned for Anti-Doping Rule Violations after January 1, 2009, as well as of those provisionally suspended and those having elevated hemoglobin levels (“No Start” system).

In 2010 there were 157 news releases on RUSADA activities web-published (compared to 90 in 2009).

There were 490 doctor’s comments in the Online Consulting section web-published (compared to 174 answers in 2009).



Visitors to RUSADA website [www.rusada.ru](http://www.rusada.ru) in the year 2010 – 30 093 visitors (compared to 7,828 visitors in 2009).



Four press conferences were held. The Anti-Doping Guide for a Sports Journalist was published.

In 2010 there were 1,016 references to RUSADA made by the mass media (compared to 1,038 in the year 2009).

| Types of Media        | Number of References to RUSADA |
|-----------------------|--------------------------------|
| Print Media           | 79                             |
| Internet Publications | 913                            |
| Radio                 | 5                              |
| Television            | 19                             |
| <b>Total</b>          | <b>1,016</b>                   |

## 2.6. Cooperation with Major Events Organization Committees

In May 2010 in accordance with the Pre-Olympic and Olympic Anti-Doping Program related to the Olympic Winter Games 2014 in Sochi approved by the Deputy Prime Minister of the Russian Federation Mr. Dmitry Kozak RUSADA signed an Agreement with the Autonomous non-profit organization “Organizing Committee of XXII Winter Olympic Games and XI Winter Paralympic Games in Sochi 2014” targeting Cooperation on the Olympics Anti-Doping Program. Under this Agreement and to comply with the Pre-Olympic and Olympic Anti-Doping Program 2014 anti-doping personnel training was

scheduled. The schedule provides for about 600 persons to be trained. The training session is planned in Moscow, as well as in Krasnodar and Sochi.

In November 2010 in accordance with the World Universiade-2013 Program RUSADA signed an Agreement with the Autonomous non-profit organization "Executive Directorate of XXVII World Summer Universiade Kazan-2013" targeting Cooperation on the Universiade Anti-Doping Program. A joint meeting with participation of FISU Medical Commission Director Dr. Larry Rink was held.

## **2.7. Regional Cooperation and Cooperation with Physical Culture and Sports Organizations**

RUSADA carries out its doping control personnel training program and education program in cooperation with the Russian Federation regional authorities responsible for physical culture and sports. In 2010 RUSADA held doping control personnel and educational personnel training sessions in Cheboksary, Novosibirsk, and Saransk.

In the first half of the year 2010 agreements with All-Russian Social Organization "All-Russian Association of Sports Schools Representatives", State Autonomous Educational Establishment of Extended Education for Children "Olympic Reserve Sports School for Children and Youth" in Tyumenskaya Oblast and Directorate of Physical Culture and Sports of Novosibirskaya Oblast.

In Saransk Sports Schools and Cheboksary Olympic Reserve Academies information and education stands with anti-doping materials were organized and PCs with the Outreach quiz installed were made available for the students.

As of December 2010 RUSADA had Anti-Doping Agreements signed with:

- Russian Ice Hockey Continental League;
- All-Russia Athletic Federation;
- Ministry of Sports, Physical Culture and Tourism of the Republic of Mordovia;
- Ministry of Physical Culture, Sport and Tourism of the Chuvash Republic;
- Committee on Physical Culture and Sports of Volgogradskaya Oblast;
- Ministry for Youth Policy, Sports and Tourism of the Republic of Bashkortostan;
- Ministry for Physical Culture and Sport of Rostovskaya Oblast;

- Government of the Khanty-Mansiysk Autonomous Okrug – Ugra;
- Federal State Establishment “Saint Petersburg Scientific and Research Institute of Physical Culture”
- Department of Youth Policy, Physical Culture and Sport of Tomskaya Oblast;
- Ministry of Youth Policy, Sport and Tourism of the Republic of Tatarstan;
- Directorate of Physical Culture and Sports of Novosibirskaya Oblast;
- State Autonomous Educational Establishment of Further Education for Children in Tyumenskaya Oblast “Olympic Reserve School”;
- Russian Federation of Bobsleigh and Skeleton;
- Federation of Fire-Applied Sports of Russia;
- International Sports Federation of Fire Fighters & Rescuers (ISFFR).

RUSADA agreements with the regional organizations are all of a framework character and provide opportunities for a comprehensive range of activities, including doping controls, education programs, TUEs and others.

In August 2010 RUSADA developed a Model Anti-Doping Program for the national sports federations, associations and unions. The program indicates the key anti-doping activities letting the sports organizations specify it to serve the purposes of their sports in accordance with all anti-doping rules applicable. RUSADA also developed a system for the program performance evaluation. The Russian Olympic Committee and the Ministry of Sport, Tourism and Youth Policy of the Russian Federation recommended the Model Program for use by physical culture and sports organizations.

## **2.8. International Liaisons**

In November 2010 WADA Foundation Board meeting recognized RUSADA Anti-Doping program as compliant with the World Anti-Doping Code. Over the year RUSADA participated in working meetings with WADA and IOC representatives: WADA President Mr. John Fahey, WADA Legal Director Mr. Olivier Niggli, Director of IOC Medical Commission Dr. Patrick Schamasch.

RUSADA representatives took part in a range of international conferences, seminars and workshops: WADA Annual Symposium for Anti-Doping Organizations (Switzerland), ANADO Seminar on Hematological Testing (New Zealand), WADA ADAMS Workshop (Switzerland), 14th ANADO Annual Anti-Doping Conference (Romany), WADA Education Committee Meeting (Canada), WADA Foundation Board Meeting (Canada) and some others.

In 2010 RUSADA continued its work on developing anti-doping practices in cooperation with ANADO. Under the Agreement with ANADO RUSADA collected 207 Samples for and on behalf of IFs, ANADO partners (such as FIS, ITU, ICF, IPC, FILA, IPF, FINA, IFSC, IKF, IDSF, etc).

Anti-Doping Agreements with seven IFs were signed, RUSADA partners being IAAF, IBU, FISA, IPF, FITA, FILA, UCI. Under these Agreements RUSADA collected 120 Samples on the territory of the Russian Federation as part of the OOC testing program of the aforementioned IFs; the total number of the OOC tests conducted by RUSADA for and on behalf of the IFs amounted to 327 Samples.

For the purposes of quality audit and experience swap a number of joint target tests were conducted by RUSADA in collaboration with NADA and ADN in Russia, Germany and Norway.

Upon ADOs requests RUSADA conducted in-competition testing in the Republic of Belarus, Ukraine and Kazakhstan.

RUSADA collaborated with EE RADO, and NADOs of the Republic of Belarus, Ukraine and Serbia.

## **2.9. Cooperation with Anti-Doping Norway and WADA as Part of ISO 9001 Certification Program**

As part of the Project Plan focusing on the Anti-Doping Program development and ISO 9001 Certification program the following tasks were completed:

- Developing and conducting Code compliant doping control program;
- Development and implementation of information and education program for different target groups;

- Development and implementation of TUE procedures;
- Conducting testing as part of the Athlete Biological Passport Program (ABP) and initiating Results Management program based on the ABP data;
- Initiating test distribution upon ABP data.

### **3. RUSADA Priority Activities in 2011**

RUSADA priority activities in 2011 will include further development and implementation of quality doping control program and information and education programs targeting different professional and age groups.

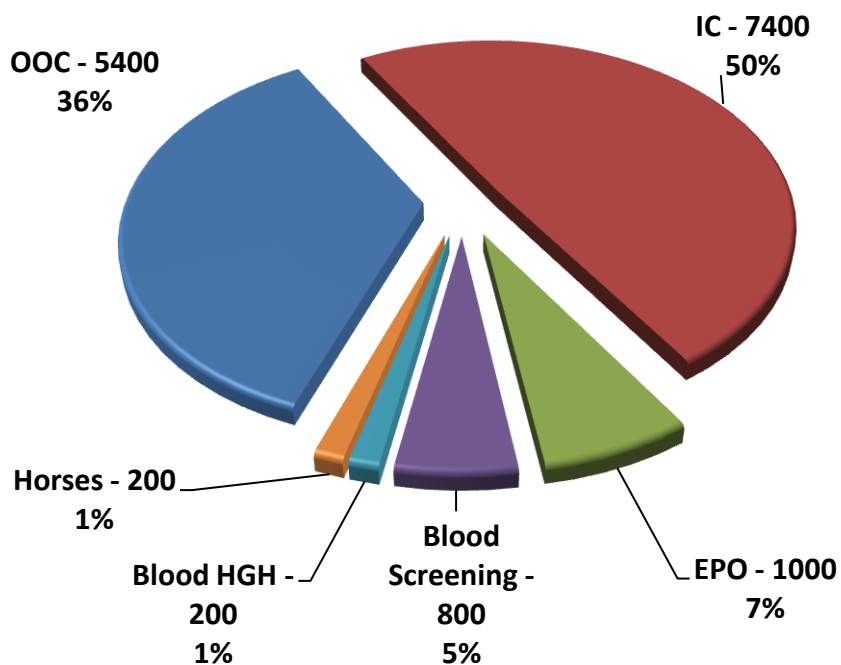
The overall range of activities we have planned to meet our objectives currently covers:

- Collaboration with the Ministry of Sport, Tourism and Youth Policy of the Russian Federation, Federal Medical and Biological Agency, the Ministry of Education and Science of the Russian Federation;
- Expanding Target Testing;
- Enhancing Risks Assessment for different sports and regions;
- Collaboration with Events Organization Committees;
- Doping Control Personnel training prior to the 2014 Olympic Winter Games in Sochi;
- Furthering Information and Education programs;
- ISO 9001 Certification;
- Participation in London 2012 Olympic Summer Games Anti-Doping Program;
- Opening RUSADA Regional Centers.



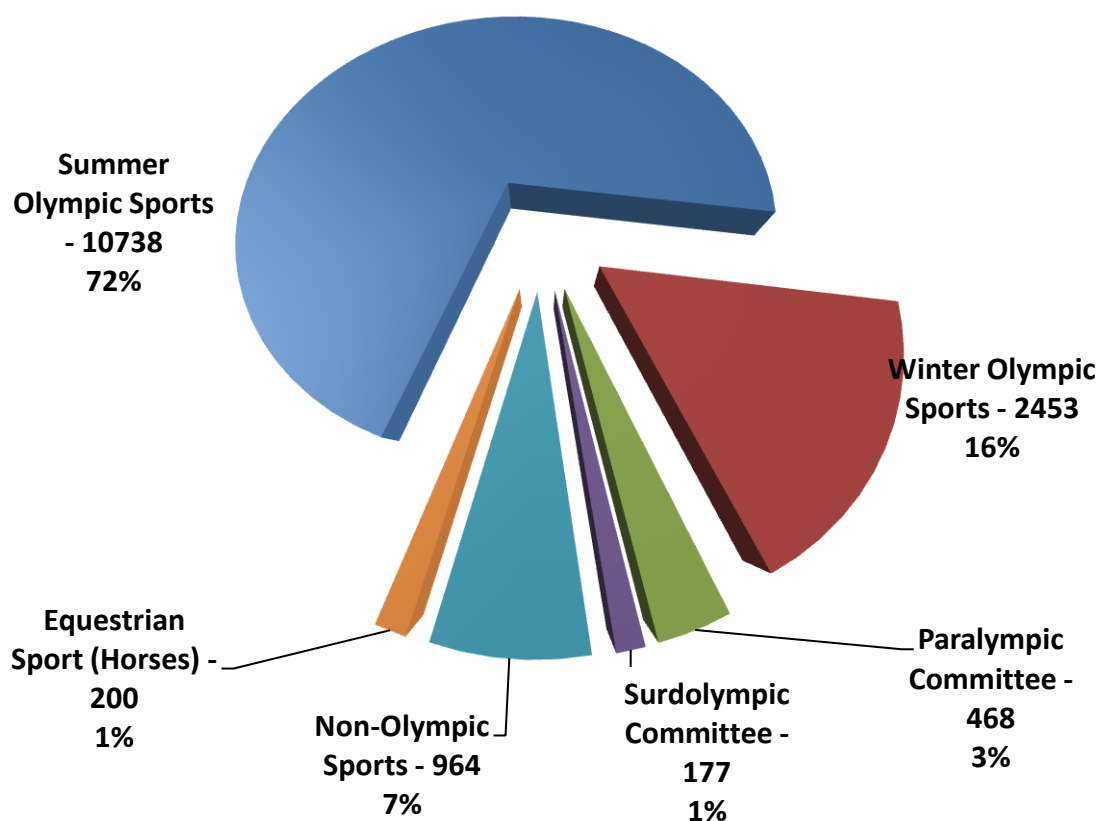
## 2010 Tests Distribution by Types of Tests

| Type of Test  | OOC         | IC          | EPO         | Blood Screening | Blood HGH  | Horses     | Per Month    |
|---------------|-------------|-------------|-------------|-----------------|------------|------------|--------------|
| January       | 250         | 350         | 100         | 80              | 20         | 0          | 800          |
| February      | 300         | 340         | 80          | 70              | 10         | 0          | 800          |
| March         | 748         | 662         | 100         | 80              | 10         | 17         | 1617         |
| April         | 744         | 726         | 90          | 40              | 0          | 18         | 1618         |
| May           | 629         | 820         | 115         | 68              | 0          | 4          | 1636         |
| June          | 590         | 580         | 80          | 40              | 10         | 50         | 1350         |
| July          | 540         | 530         | 100         | 30              | 15         | 25         | 1240         |
| August        | 670         | 390         | 30          | 0               | 30         | 50         | 1170         |
| September     | 225         | 850         | 75          | 100             | 25         | 10         | 1285         |
| October       | 231         | 854         | 76          | 112             | 25         | 26         | 1324         |
| November      | 273         | 848         | 78          | 100             | 35         | 0          | 1334         |
| December      | 200         | 450         | 76          | 80              | 20         | 0          | 826          |
| <b>Total:</b> | <b>5400</b> | <b>7400</b> | <b>1000</b> | <b>800</b>      | <b>200</b> | <b>200</b> | <b>15000</b> |
|               | 36,00%      | 49,33%      | 6,67%       | 5,33%           | 1,33%      | 1,33%      |              |



### Samples Collected by Types of Tests and Types of Sports

|                           | IC          |        | OOC         |        | EPO         |        | Blood Screening |        | Blood HGH  |        | Horses     | Total        |
|---------------------------|-------------|--------|-------------|--------|-------------|--------|-----------------|--------|------------|--------|------------|--------------|
| Summer Olympic Sports     | 5525        | 74,82% | 3870        | 72,11% | 602         | 60,20% | 543             | 67,88% | 198        | 99,00% |            | 10738        |
| Winter Olympic Sports     | 1062        | 14,35% | 734         | 13,59% | 398         | 39,80% | 257             | 32,13% | 2          | 1,00%  |            | 2453         |
| Paralympic Committee      | 98          | 1,32%  | 370         | 6,41%  |             |        |                 |        |            |        |            | 468          |
| Surdolympic Committee     | 118         | 1,43%  | 59          | 1,09%  |             |        |                 |        |            |        |            | 177          |
| Non-Olympic Sports        | 597         | 8,07%  | 367         | 6,80%  |             |        |                 |        |            |        |            | 964          |
| Equestrian Sport (Horses) |             |        |             |        |             |        |                 |        |            |        | 200        | 200          |
| <b>Total</b>              | <b>7400</b> |        | <b>5400</b> |        | <b>1000</b> |        | <b>800</b>      |        | <b>200</b> |        | <b>200</b> | <b>15000</b> |



## 2010 Samples Collected by Sports

| <b>Sports</b>               |              |
|-----------------------------|--------------|
| <i>Summer</i>               |              |
| Athletics                   | 2130         |
| Swimming                    | 907          |
| Freestyle Wrestling         | 733          |
| Canoe                       | 691          |
| Boxing                      | 671          |
| Weightlifting               | 658          |
| Judo                        | 509          |
| Cycling Track               | 481          |
| Rowing                      | 464          |
| Greco-Roman Wrestling       | 397          |
| Football                    | 272          |
| Handball                    | 268          |
| Fencing                     | 268          |
| Equestrian Sport (Athletes) | 53           |
| Artistic Gymnastics         | 244          |
| Cycling Road                | 207          |
| Water Polo                  | 200          |
| Shooting                    | 188          |
| Volleyball                  | 161          |
| Rhythmic Gymnastics         | 118          |
| Trap and Skeet Shooting     | 139          |
| Basketball                  | 135          |
| Taekwondo                   | 132          |
| Cycling Mountain Bike       | 122          |
| Synchronized Swimming       | 67           |
| Rugby                       | 95           |
| Archery                     | 60           |
| Triathlon                   | 60           |
| Diving                      | 58           |
| Trampoline                  | 51           |
| Hockey                      | 34           |
| Modern Pentathlon           | 30           |
| Badminton                   | 29           |
| Female Wrestling            | 28           |
| Sailing                     | 23           |
| Canoe Slalom                | 20           |
| Tennis                      | 10           |
| Table Tennis                | 25           |
| <b>Total:</b>               | <b>10738</b> |

| <b>Sports</b>        |             |
|----------------------|-------------|
| <i>Winter</i>        |             |
| Cross-Country Skiing | 615         |
| Biathlon             | 597         |
| Speed Skating        | 480         |
| Ice Hockey           | 199         |
| Skating              | 124         |
| Tobogganing          | 116         |
| Short Track Skating  | 97          |
| Curling              | 81          |
| Bobsleigh            | 41          |
| Ski Jumping          | 36          |
| Snowboard            | 27          |
| Freestyle Skiing     | 17          |
| Nordic Combined      | 16          |
| Alpine Skiing        | 7           |
| <b>Total:</b>        | <b>2453</b> |

| <i>Committees</i>             |            |
|-------------------------------|------------|
| Russian Paralympic Committee  | 468        |
| Russian Surdolympic Committee | 177        |
| <b>Total:</b>                 | <b>645</b> |

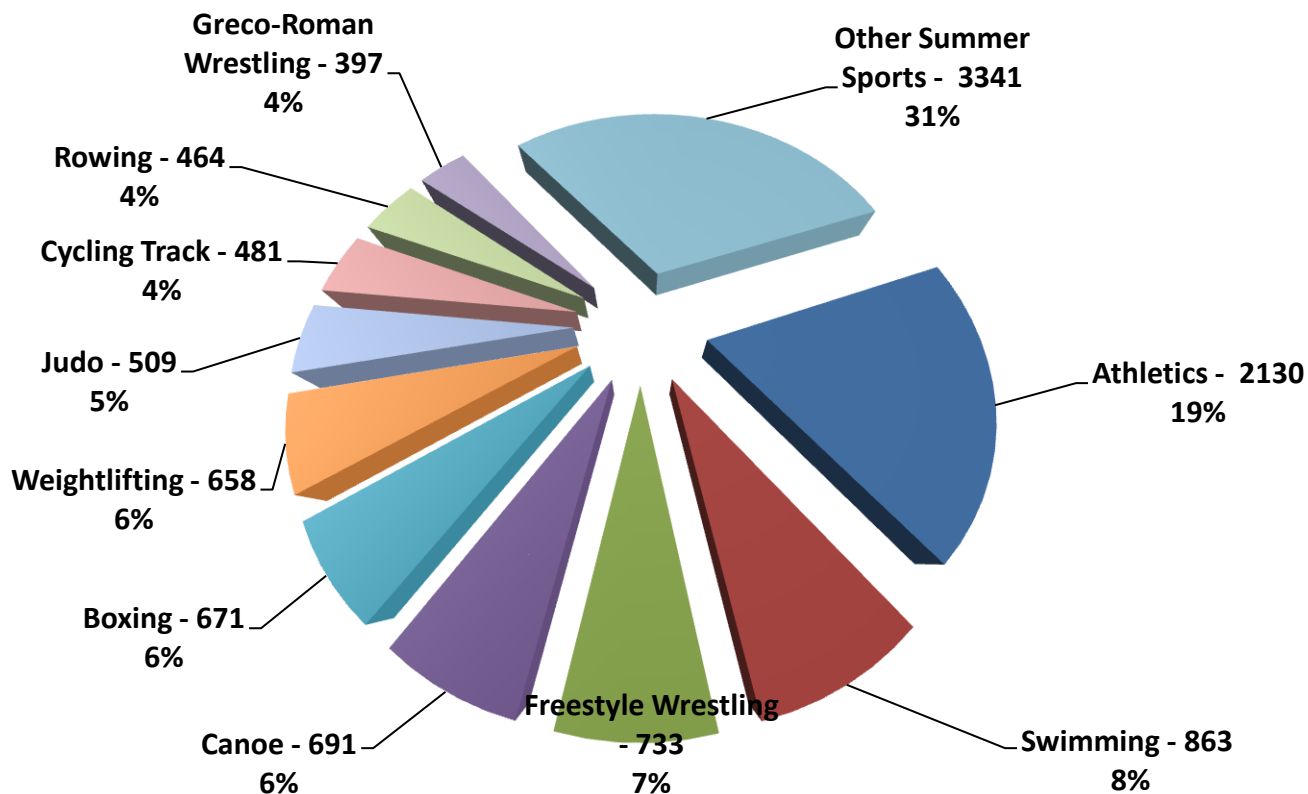
|                           |     |
|---------------------------|-----|
| Equestrian Sport (Horses) | 200 |
|---------------------------|-----|

| <i>Non-Olympic Sports</i> |            |
|---------------------------|------------|
| Powerlifting              | 324        |
| Sambo                     | 317        |
| Acrobatic Gymnastics      | 74         |
| Bandy                     | 74         |
| Climing                   | 36         |
| Armsport                  | 30         |
| Jiu-Jitsu                 | 26         |
| Underwater Sports         | 25         |
| Sumo                      | 21         |
| Mini Football             | 15         |
| Mini Water Polo           | 20         |
| Universal Fighting Arts*  | 2          |
| <b>Total:</b>             | <b>964</b> |

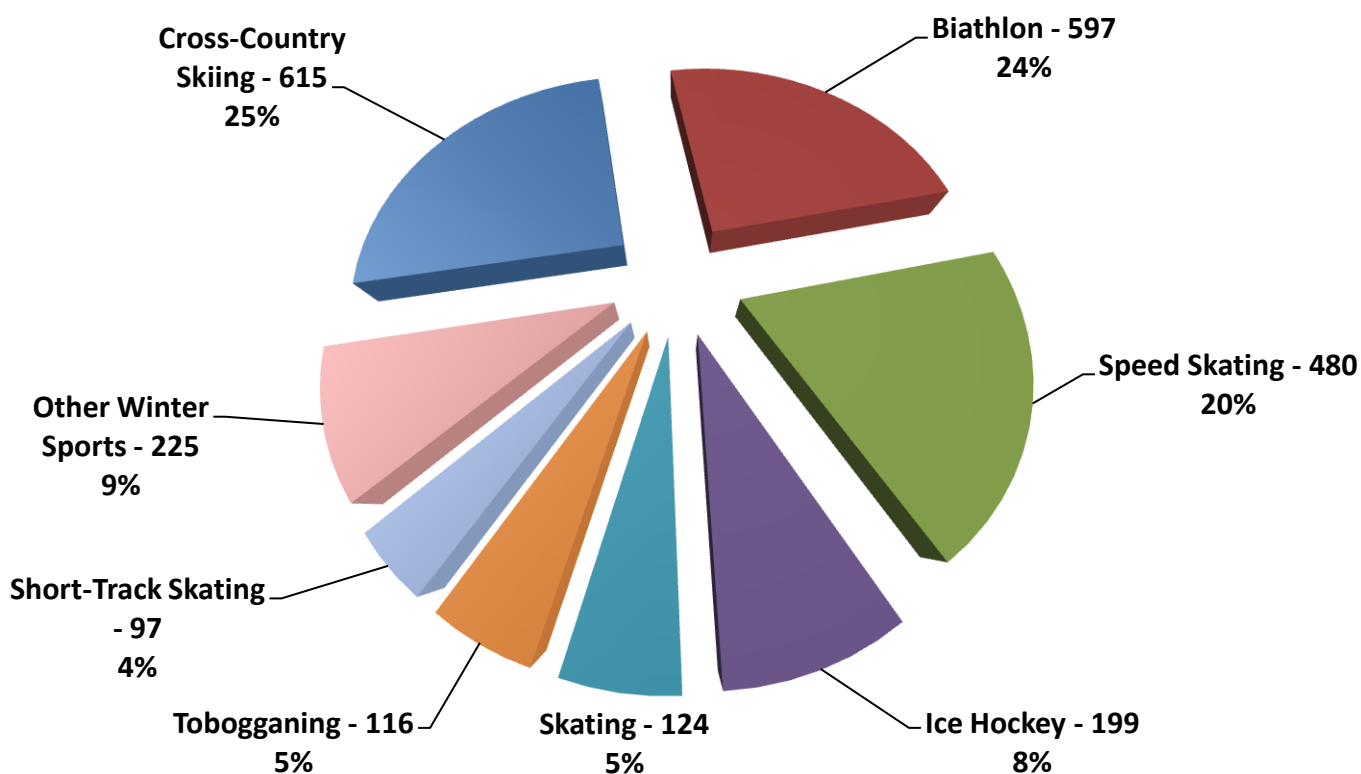
|               |              |
|---------------|--------------|
| <b>Total:</b> | <b>15000</b> |
|---------------|--------------|

Samples Collected in Summer and Winter Olympic Sports

*Summer Sports*

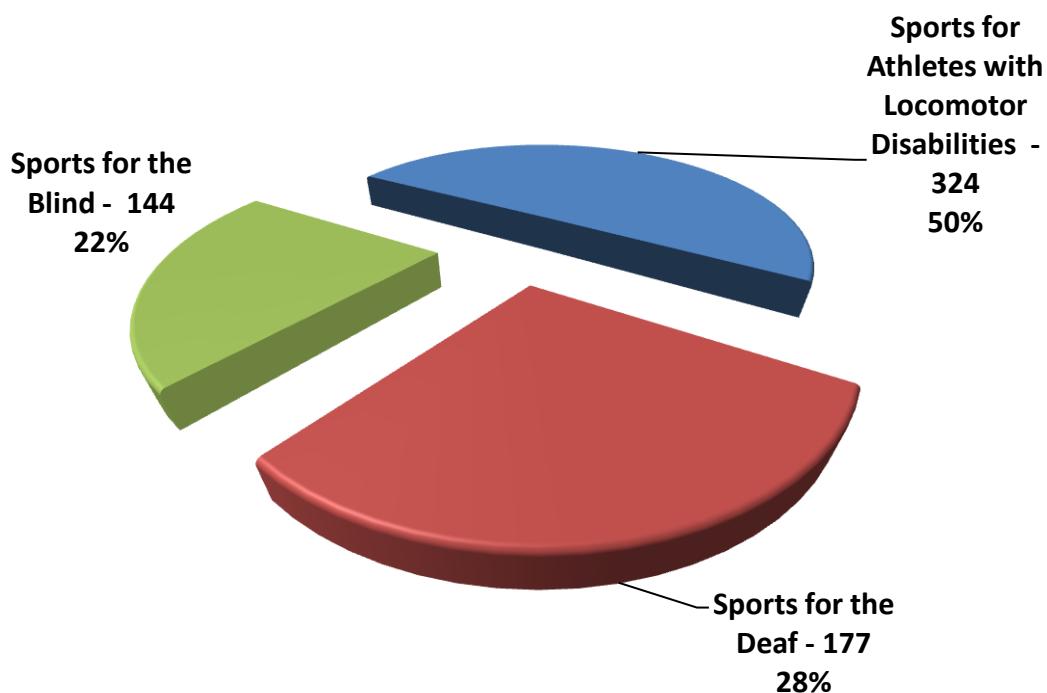


*Winter Sports*



## Samples Collected from Athletes with Disabilities

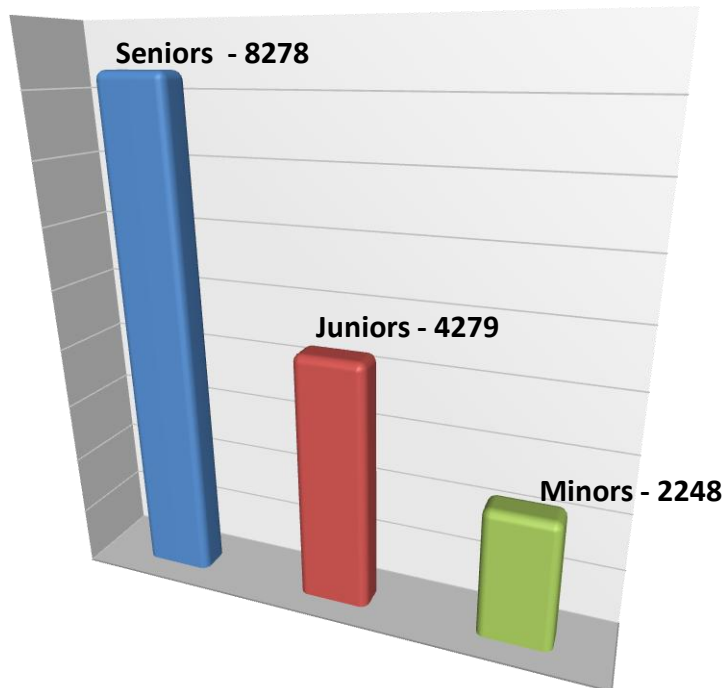
| <b>Sports for Athletes with Locomotor Disabilities</b> | <b>324</b> |
|--|------------|
| Alpine Skiing  | 8          |
| Athletics  | 110        |
| Cross-Country Skiing, Biathlon                         | 47         |
| Swimming   | 80         |
| Powerlifting   | 74         |
| Taekwon-Do   | 5          |
| <b>Sports for the Blind</b>                            | <b>144</b> |
| Cross-Country Skiing                                   | 1          |
| Athletics  | 10         |
| Swimming   | 60         |
| Armsport   | 10         |
| Powerlifting   | 63         |
| <b>Sports for the Deaf</b>                             | <b>177</b> |
| Athletics  | 20         |
| Cross-Country Skiing                                   | 30         |
| Swimming   | 50         |
| Snowboard, Giant Slalom Skiing                         | 26         |
| Alpine Skiing  | 4          |
| Curling  | 14         |
| Ice Hockey   | 21         |
| Greco-Roman Wrestling                                  | 12         |



## Samples Collected by Age of the Athletes

| Sport   | Seniors<br>male/female | Juniors<br>male/female | Minors<br>male/female | Total<br>Number of<br>Samples |
|---|------------------------|------------------------|-----------------------|-------------------------------|
| Athletics                                       | 1520                   | 471                    | 139                   | 2130                          |
| Swimming  | 543                    | 45                     | 319                   | 907                           |
| Freestyle Wrestling                             | 288                    | 289                    | 156                   | 733                           |
| Canoe   | 274                    | 417                    | 0                     | 691                           |
| Boxing  | 294                    | 235                    | 142                   | 671                           |
| Weightlifting                                   | 257                    | 270                    | 131                   | 658                           |
| Cross-Country Skiing                            | 355                    | 190                    | 70                    | 615                           |
| Biathlon  | 288                    | 264                    | 45                    | 597                           |
| Judo  | 195                    | 234                    | 80                    | 509                           |
| Cycling Track                                   | 311                    | 110                    | 60                    | 481                           |
| Speed Skating                                   | 298                    | 164                    | 18                    | 480                           |
| Rowing  | 178                    | 98                     | 188                   | 464                           |
| Greco-Roman Wrestling                           | 264                    | 94                     | 51                    | 409                           |
| Powerlifting                                    | 169                    | 75                     | 80                    | 324                           |
| Sports for Athletes with Locomotor disabilities | 264                    | 15                     | 45                    | 324                           |
| Sambo   | 144                    | 78                     | 95                    | 317                           |
| Football  | 125                    | 112                    | 35                    | 272                           |
| Handball  | 118                    | 110                    | 40                    | 268                           |
| Fencing   | 114                    | 110                    | 44                    | 268                           |
| Artistic Gymnastics                             | 118                    | 126                    | 0                     | 244                           |
| Cycling Road                                    | 117                    | 90                     | 0                     | 207                           |
| Water Polo                                      | 132                    | 12                     | 56                    | 200                           |
| Ice Hockey                                      | 73                     | 102                    | 24                    | 199                           |
| Shooting  | 99                     | 61                     | 28                    | 188                           |
| Sports for the Deaf                             | 137                    | 0                      | 28                    | 165                           |
| Volleyball                                      | 86                     | 43                     | 32                    | 161                           |
| Sports for the Blind                            | 129                    | 0                      | 15                    | 144                           |
| Trap and Skeet Shooting                         | 47                     | 60                     | 32                    | 139                           |
| Basketball                                      | 73                     | 49                     | 13                    | 135                           |
| Taekwon-Do                                      | 87                     | 45                     | 0                     | 132                           |
| Skating   | 52                     | 43                     | 29                    | 124                           |
| Cycling Mountain Bike                           | 68                     | 48                     | 6                     | 122                           |
| Rhythmic Gymnastics                             | 73                     | 45                     |                       | 118                           |
| Tobogganing                                     | 71                     | 12                     | 33                    | 116                           |
| Short Track Skating                             | 74                     | 23                     | 0                     | 97                            |
| Rugby   | 37                     | 29                     | 29                    | 95                            |
| Curling   | 65                     | 0                      | 16                    | 81                            |
| Acrobatic Gymnastics                            | 61                     | 13                     | 0                     | 74                            |
| Bandy   | 44                     | 0                      | 30                    | 74                            |
| Synchronized Swimming                           | 67                     | 0                      | 0                     | 67                            |
| Triathlon                                       | 30                     | 0                      | 30                    | 60                            |
| Archery   | 12                     | 18                     | 30                    | 60                            |
| Diving  | 24                     | 20                     | 14                    | 58                            |

|                         |             |             |             |               |
|-------------------------|-------------|-------------|-------------|---------------|
| Equestrian Sport        | 37          | 0           | 16          | 53            |
| Trampoline              | 22          | 0           | 29          | 51            |
| Bobsleigh (Skeleton)    | 36          | 5           | 0           | 41            |
| Climbing                | 36          | 0           | 0           | 36            |
| Ski Jumping             | 17          | 19          | 0           | 36            |
| Hockey                  | 20          | 0           | 14          | 34            |
| Arnwrestling            | 30          | 0           | 0           | 30            |
| Modern Pentathlon       | 24          | 6           | 0           | 30            |
| Badminton               | 13          | 16          | 0           | 29            |
| Female Wrestling        | 28          | 0           | 0           | 28            |
| Snowboard               | 27          | 0           | 0           | 27            |
| Jiu-Jitsu               | 26          | 0           | 0           | 26            |
| Table Tennis            | 24          | 1           | 0           | 25            |
| Underwater Sports       | 25          | 0           | 0           | 25            |
| Sailing                 | 15          | 8           | 0           | 23            |
| Sumo                    | 21          | 0           | 0           | 21            |
| Canoe Slalom            | 20          | 0           | 0           | 20            |
| Mini Water Polo         | 20          | 0           | 0           | 20            |
| Freestyle               | 17          | 0           | 0           | 17            |
| Nordic Combined         | 16          | 0           | 0           | 16            |
| Mini Football           | 15          | 0           | 0           | 15            |
| Tennis                  | 0           | 4           | 6           | 10            |
| Alpine Skiing           | 7           | 0           | 0           | 7             |
| Universal Fighting Arts | 2           | 0           | 0           | 2             |
| <b>Total:</b>           | <b>8273</b> | <b>4279</b> | <b>2248</b> | <b>14800*</b> |
|                         | 55,90%      | 28,91%      | 15,19%      |               |



## Samples Distribution by Regions of the Russian Federation

| Venue                        |                                | OOC | IC   | Total |
|------------------------------|--------------------------------|-----|------|-------|
| <b>Moscow, Moscow Region</b> |                                |     |      |       |
| Moscow and Moscow Region     | Moscow                         | 684 | 1768 | 2452  |
| Moscow and Moscow Region     | Novogorsk                      | 544 | 511  | 1055  |
| Moscow and Moscow Region     | Lobnya                         | 892 | 134  | 1026  |
| Moscow and Moscow Region     | Chekhov                        | 479 | 187  | 666   |
| Moscow and Moscow Region     | Kolomna                        | 220 | 92   | 312   |
| Moscow and Moscow Region     | Rusa                           | 133 | 134  | 267   |
| Moscow and Moscow Region     | Podolsk                        | 192 | 48   | 240   |
| Moscow and Moscow Region     | Krasnoarmeisk                  | 187 | 50   | 237   |
| Moscow and Moscow Region     | Dmitrov                        | 87  | 139  | 226   |
| Moscow and Moscow Region     | Odintsovo                      | 164 | 34   | 198   |
| Moscow and Moscow Region     | Ramenskoye                     | 83  | 79   | 162   |
| Moscow and Moscow Region     | Bronnitsy                      | 103 | 17   | 120   |
| Moscow and Moscow Region     | Iksha                          |     | 85   | 85    |
| Moscow and Moscow Region     | Krasnogorsk                    |     | 83   | 83    |
| Moscow and Moscow Region     | Zvenigorod                     | 35  | 16   | 51    |
| Moscow and Moscow Region     | Zhukovsky                      |     | 45   | 45    |
| Moscow and Moscow Region     | Mytishchi                      |     | 35   | 35    |
| Moscow and Moscow Region     | Zelenograd                     |     | 30   | 30    |
| Moscow and Moscow Region     | Voronovo, Podolsk District     | 6   | 24   | 30    |
| Moscow and Moscow Region     | Vidnoye                        | 16  |      | 16    |
| Moscow and Moscow Region     | Elektrostal                    | 14  |      | 14    |
| Moscow and Moscow Region     | Planernaya                     | 13  |      | 13    |
| Moscow and Moscow Region     | Khimki                         |     | 4    | 4     |
| <b>Regions</b>               |                                |     |      |       |
| Krasnodar Region             | Adler - Sochi                  | 970 | 416  | 1386  |
| Leningradskaya Oblast        | Sankt-Petersburg               | 166 | 432  | 598   |
| Krasnodar Region             | Krasnodar                      | 175 | 367  | 542   |
| Republic of Chuvashia        | Cheboksary                     | 40  | 390  | 430   |
| Republic of Mordovia         | Saransk                        | 68  | 213  | 281   |
| Penzenskaya Oblast           | Penza                          |     | 265  | 265   |
| Stavropol Region             | Kislovodsk                     | 238 | 24   | 262   |
| Yaroslavskaya Oblast         | Rybinsk                        | 131 | 95   | 226   |
| Republic of Tatarstan        | Kazan                          |     | 183  | 183   |
| Rostovskaya Oblast           | Rostov-on-Don                  | 98  | 75   | 173   |
| Volgogradskaya Oblast        | Volgograd                      | 21  | 141  | 162   |
| Republic of Udmurtia         | Izhevsk                        | 24  | 131  | 155   |
| Tverskaya Oblast             | Tver                           | 26  | 112  | 138   |
| Krasnodarsk Region           | Anapa                          | 35  | 99   | 134   |
| Sverdlovskaya Oblast         | Ekaterinburg                   | 30  | 102  | 132   |
| Nizhegorodskaya Oblast       | Kstovo, Nizhegorodskaya Oblast | 50  | 82   | 132   |
| Krasnoyarsk Region           | Krasnoyarsk                    | 95  | 20   | 115   |
| Republic of Komi             | Syktvykar                      |     | 114  | 114   |
| Permskaya Oblast             | Perm                           |     | 104  | 104   |
| Tyumenskaya Oblast           | Tyumen                         | 24  | 78   | 102   |
| Republic of Adygueya         | Maikop                         |     | 99   | 99    |
| Chelyabinskaya Oblast        | Chelyabinsk                    | 18  | 75   | 93    |
| Republic of Bashkortostan    | Ufa                            | 22  | 67   | 89    |



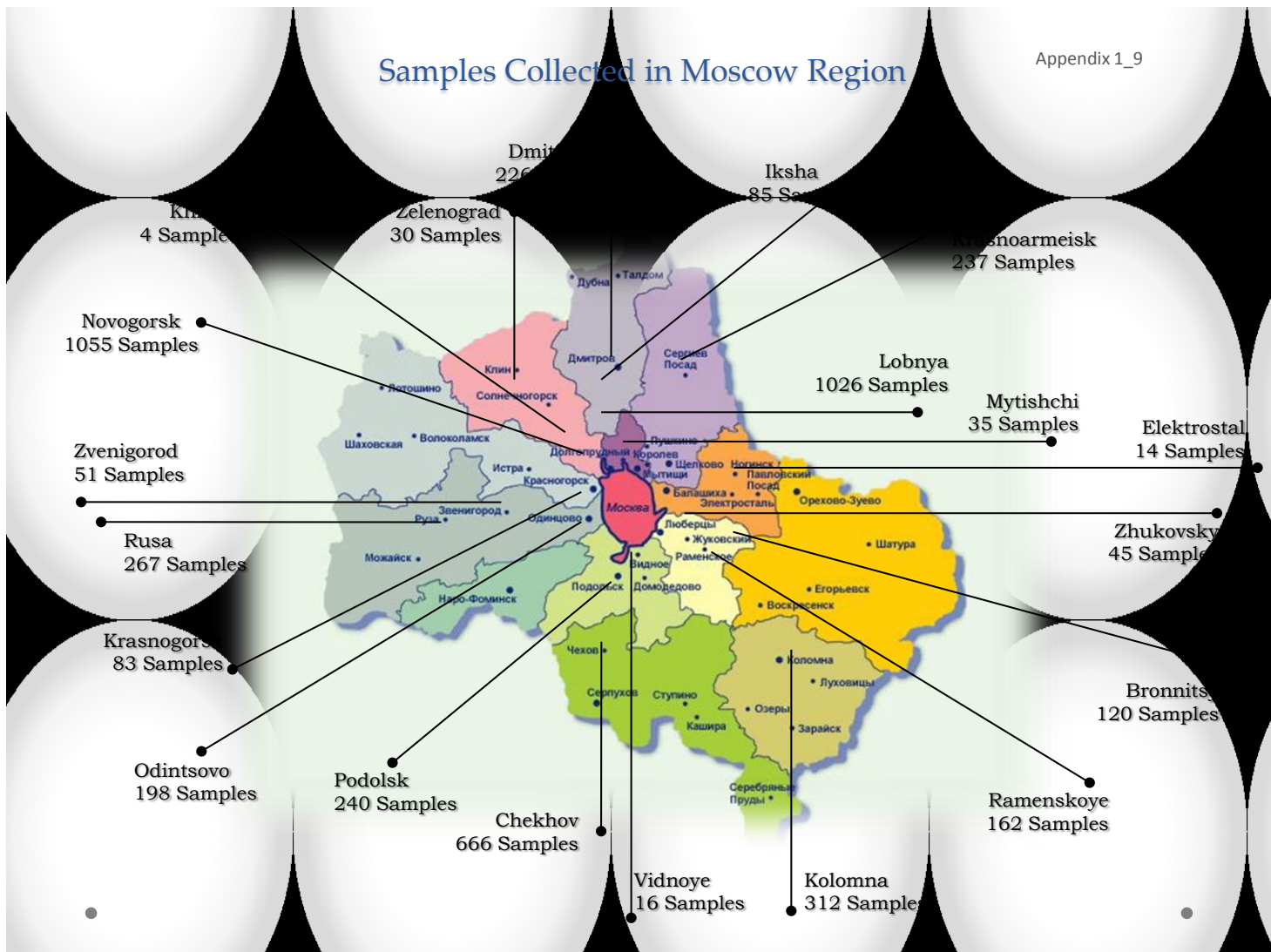
|                                |                           |             |             |               |
|--------------------------------|---------------------------|-------------|-------------|---------------|
| Vladimirskaya Oblast           | Gus-Khrustalny            | 45          | 43          | 88            |
| Tyumenskaya Oblast             | Uvat, Tyumenskaya Oblast  | 10          | 73          | 83            |
| Pskovskaya Oblast              | Ostrov, Pskovskaya Oblast | 77          |             | 77            |
| Khanty-Mansi Autonomous Okrug  | Khanty-Mansiisk           | 75          |             | 75            |
| Republic of Kabardino-Balkaria | Nalchik                   |             | 73          | 73            |
| Republic of Sakha              | Neryungri                 | 64          |             | 64            |
| Vladimirskaya Oblast           | Vladmir                   |             | 63          | 63            |
| Tulskaya Oblast                | Tula                      |             | 63          | 63            |
| Krasnodarsk Region             | Krasnodar-Timashevsk      | 56          |             | 56            |
| Saratovskaya Oblast            | Saratov                   |             | 48          | 48            |
| Kurskaya Oblast                | Kursk                     |             | 45          | 45            |
| Novosibirskaya Oblast          | Berdsk                    | 40          |             | 40            |
| Murmanskaya Oblast             | Murmansk                  | 40          |             | 40            |
| Kemerovskaya Oblast            | Anzhero-Sudzhensk         | 38          |             | 38            |
| Samarskaya Oblast              | Samara                    | 30          | 8           | 38            |
| Leningradskaya Oblast          | Kirishi                   | 18          | 12          | 30            |
| Novosibirskaya Oblast          | Novosibirsk               |             | 30          | 30            |
| Orenburgskaya Oblast           | Orenburg                  |             | 30          | 30            |
| Samarskaya Oblast              | Otradny                   |             | 30          | 30            |
| Kurganskaya Oblast             | Shadrinsk                 |             | 30          | 30            |
| Orenburgskaya Oblast           | Buguruslan                |             | 28          | 28            |
| Stavropol Region               | Solnechnodolsk            | 28          |             | 28            |
| Ulyanovskaya Oblast            | Ulianovsk                 |             | 28          | 28            |
| Ryazanskaya Oblast             | Ryazan                    | 15          | 11          | 26            |
| Pskovskaya Oblast              | Pskov                     | 25          |             | 25            |
| Smolenskaya Oblast             | Smolensk                  |             | 24          | 24            |
| Tverskaya Oblast               | Rzhev                     |             | 22          | 22            |
| Chelyabinskaya Oblast          | Magnitogorsk              |             | 22          | 22            |
| Tulskaya Oblast                | Alexin, Tulskaya Oblast.  |             | 21          | 21            |
| Nizhegorodskaya Oblast         | Nizhny Novgorod           | 6           | 14          | 20            |
| Kaliningradskaya Oblast        | Kaliningrad               |             | 20          | 20            |
| Kostromskaya Oblast            | Kostroma                  |             | 20          | 20            |
| Lipetskaya Oblast              | Lipetsk                   |             | 20          | 20            |
| Sverdlovskaya Oblast           | Novouralsk                |             | 20          | 20            |
| Novgorodskaya Oblast           | Okulovka                  |             | 20          | 20            |
| Rostovskaya Oblast             | Taganrog                  | 20          |             | 20            |
| Krasnodar Region               | Tuapse                    |             | 20          | 20            |
| Yaroslavskaaya Oblast          | Yaroslavl                 | 14          | 4           | 18            |
| Belgorodskaya Oblast           | Stary Oskol               |             | 18          | 18            |
| Leningradskaya Oblast          | Sosnovy Bor               | 12          |             | 12            |
| Murmanskaya Oblast             | Apatity                   |             | 10          | 10            |
| Murmanskaya Oblast             | Monchegorsk               |             | 10          | 10            |
| Republic of Bashkortostan      | Abzakovo                  |             | 9           | 9             |
| Astrakhanskaya Oblast          | Astrakhan                 |             | 6           | 6             |
| Belgorodskaya Oblast           | Belgorod                  |             | 4           | 4             |
| Bryanskaya Oblast              | Bryansk                   |             | 4           | 4             |
| Kaluzhskaya Oblast             | Medyn                     |             | 2           | 2             |
| <b>Total:</b>                  |                           | <b>6696</b> | <b>8104</b> | <b>14800*</b> |

## Samples Distribution by Cities of the Russian Federation

| City                           | OOO | IC   | Total | City                       | OOO         | IC          | Total         |
|--------------------------------|-----|------|-------|----------------------------|-------------|-------------|---------------|
| <b>Moscow, Moscow region</b>   |     |      |       | Uvat, Tyumenskaya Oblast   | 10          | 73          | 83            |
| Moscow                         | 684 | 1768 | 2452  | Ostrov, Pskovskaya Oblast  | 77          |             | 77            |
| Moscow Region, Novogorsk       | 544 | 511  | 1055  | Khanty-Mansiisk            | 75          |             | 75            |
| Moscow Region, Lobnya          | 892 | 134  | 1026  | Nalchik                    |             | 73          | 73            |
| Moscow Region, Chekhov         | 479 | 187  | 666   | Neryungri                  | 64          |             | 64            |
| Moscow Region, Kolomna         | 220 | 92   | 312   | Vladimir                   |             | 63          | 63            |
| Moscow Region, Rusa            | 133 | 134  | 267   | Tula                       |             | 63          | 63            |
| Moscow Region, Podolsk         | 192 | 48   | 240   | Krasnodar - Timashevsk     | 56          |             | 56            |
| Moscow Region, Krasnoarmeisk   | 187 | 50   | 237   | Saratov                    |             | 48          | 48            |
| Moscow Region, Dmitrov         | 87  | 139  | 226   | Kursk                      |             | 45          | 45            |
| Moscow Region, Odintsovo       | 164 | 34   | 198   | Berdk                      | 40          |             | 40            |
| Moscow Region, Ramenskoye      | 83  | 79   | 162   | Murmansk                   | 40          |             | 40            |
| Moscow Region, Bronnitsy       | 103 | 17   | 120   | Anzhero-Sudzhensk          | 38          |             | 38            |
| Moscow Region, Iksha           |     | 85   | 85    | Samara                     | 30          | 8           | 38            |
| Moscow Region, Krasnogorsk     |     | 83   | 83    | Kirishi                    | 18          | 12          | 30            |
| Moscow Region, Zvenigorod      | 35  | 16   | 51    | Voronovo, Podolsk District | 6           | 24          | 30            |
| Moscow Region, Mytishchi       |     | 35   | 35    | Novosibirsk                |             | 30          | 30            |
| Moscow Region, Zhukovsky       |     | 45   | 45    | Orenburg                   |             | 30          | 30            |
| Moscow Region, Zelenograd      |     | 30   | 30    | Otradny                    |             | 30          | 30            |
| Moscow Region, Vidnoye         | 16  |      | 16    | Shadrinsk                  |             | 30          | 30            |
| Moscow Region, Elektrostal     | 14  |      | 14    | Buguruslan                 |             | 28          | 28            |
| Moscow Region, Planernaya      | 13  |      | 13    | Solnechnodolsk             | 28          |             | 28            |
| Moscow Region, Khimki          |     | 4    | 4     | Ulyanovsk                  |             | 28          | 28            |
| <b>Regions</b>                 |     |      |       | Ryazan                     | 15          | 11          | 26            |
| Adler - Sochi                  | 970 | 416  | 1386  | Pskov                      | 25          |             | 25            |
| Sankt-Petersburg               | 166 | 432  | 598   | Smolensk                   |             | 24          | 24            |
| Krasnodar                      | 175 | 367  | 542   | Rzhev                      |             | 22          | 22            |
| Cheboksary                     | 40  | 390  | 430   | Alexin, Tulsckaya Oblast   |             | 21          | 21            |
| Saransk                        | 68  | 213  | 281   | Nizhny Novgorod            | 6           | 14          | 20            |
| Penza                          |     | 265  | 265   | Kaliningrad                |             | 20          | 20            |
| Kislovodsk                     | 238 | 24   | 262   | Kostroma                   |             | 20          | 20            |
| Rybinsk                        | 131 | 95   | 226   | Lipetsk                    |             | 20          | 20            |
| Kazan                          |     | 183  | 183   | Novouralsk                 |             | 20          | 20            |
| Rostov-on-Don                  | 98  | 75   | 173   | Okulovka                   |             | 20          | 20            |
| Volgograd                      | 21  | 141  | 162   | Taganrog                   | 20          |             | 20            |
| Izhevsk                        | 24  | 131  | 155   | Tuapse                     |             | 20          | 20            |
| Tver                           | 26  | 112  | 138   | Magnitogorsk               |             | 22          | 22            |
| Anapa                          | 35  | 99   | 134   | Yaroslavl                  | 14          | 4           | 18            |
| Ekaterinburg                   | 30  | 102  | 132   | Stary Oskol                |             | 18          | 18            |
| Kstovo, Nizhegorodskaya Oblast | 50  | 82   | 132   | Sosnovy Bor                | 12          |             | 12            |
| Krasnoyarsk                    | 95  | 20   | 115   | Apatity                    |             | 10          | 10            |
| Syktvkar                       |     | 114  | 114   | Monchegorsk                |             | 10          | 10            |
| Perm                           |     | 104  | 104   | Abzakovo                   |             | 9           | 9             |
| Tyumen                         | 24  | 78   | 102   | Astrakhan                  |             | 6           | 6             |
| Maikop                         |     | 99   | 99    | Belgorod                   |             | 4           | 4             |
| Chelyabinsk                    | 18  | 75   | 93    | Bryansk                    |             | 4           | 4             |
| Ufa                            | 22  | 67   | 89    | Medyn                      |             | 2           | 2             |
| Gus-Khrustalny                 | 45  | 43   | 88    | <b>Total:</b>              | <b>6696</b> | <b>8104</b> | <b>14800*</b> |

### Samples Collected in Moscow Region

Appendix 1\_9

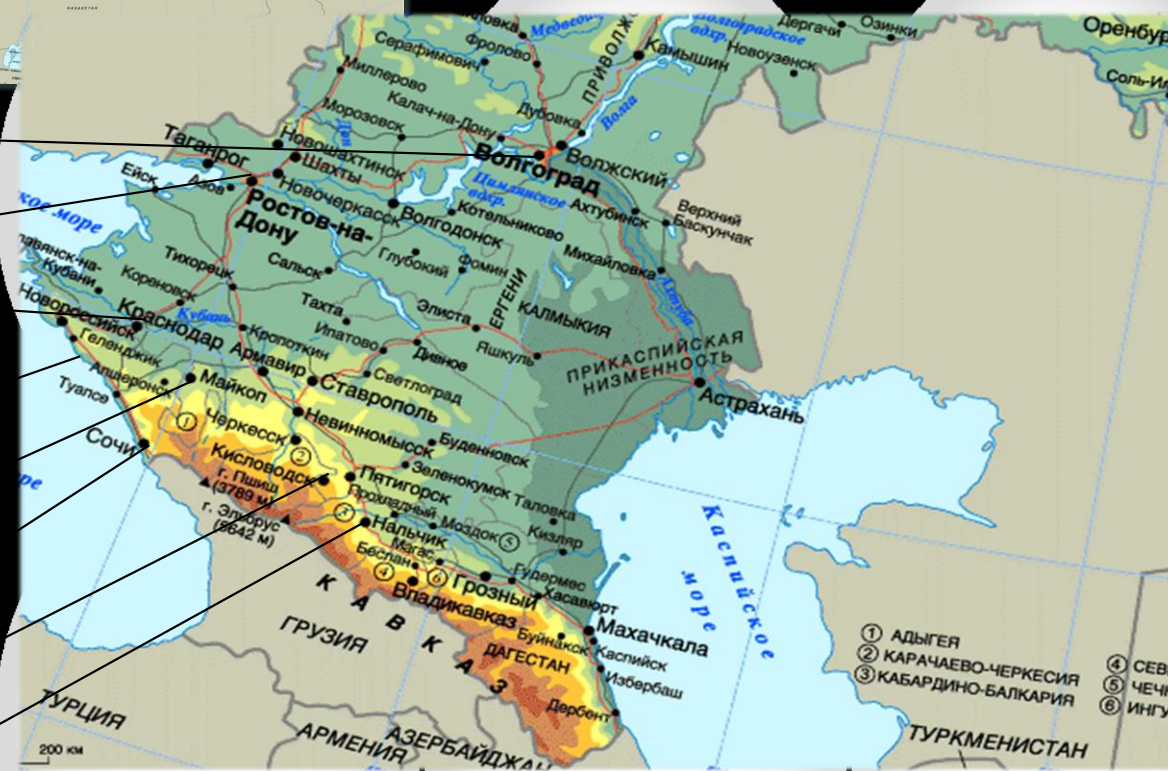


Appendix 1\_10

Samples Collected based upon Cities of Russia  
(Southern Russia)



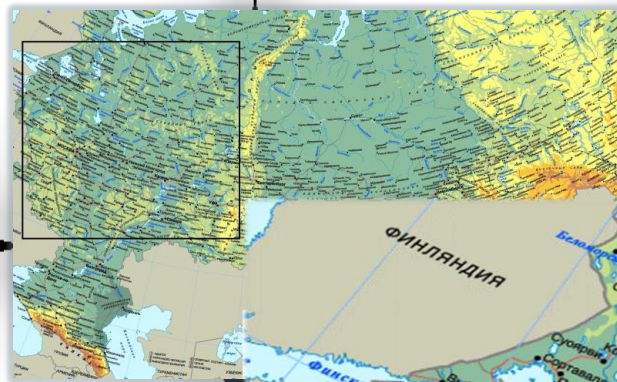
- Volgograd  
162 Samples
- Rostov-on-Don  
173 Samples
- Krasnodar  
542 Samples
- Anapa  
134 Samples
- Maikop  
99 Samples
- Sochi - Adler  
1386 Samples
- Kislovodsk  
262 Samples
- Nalchik  
73 samples



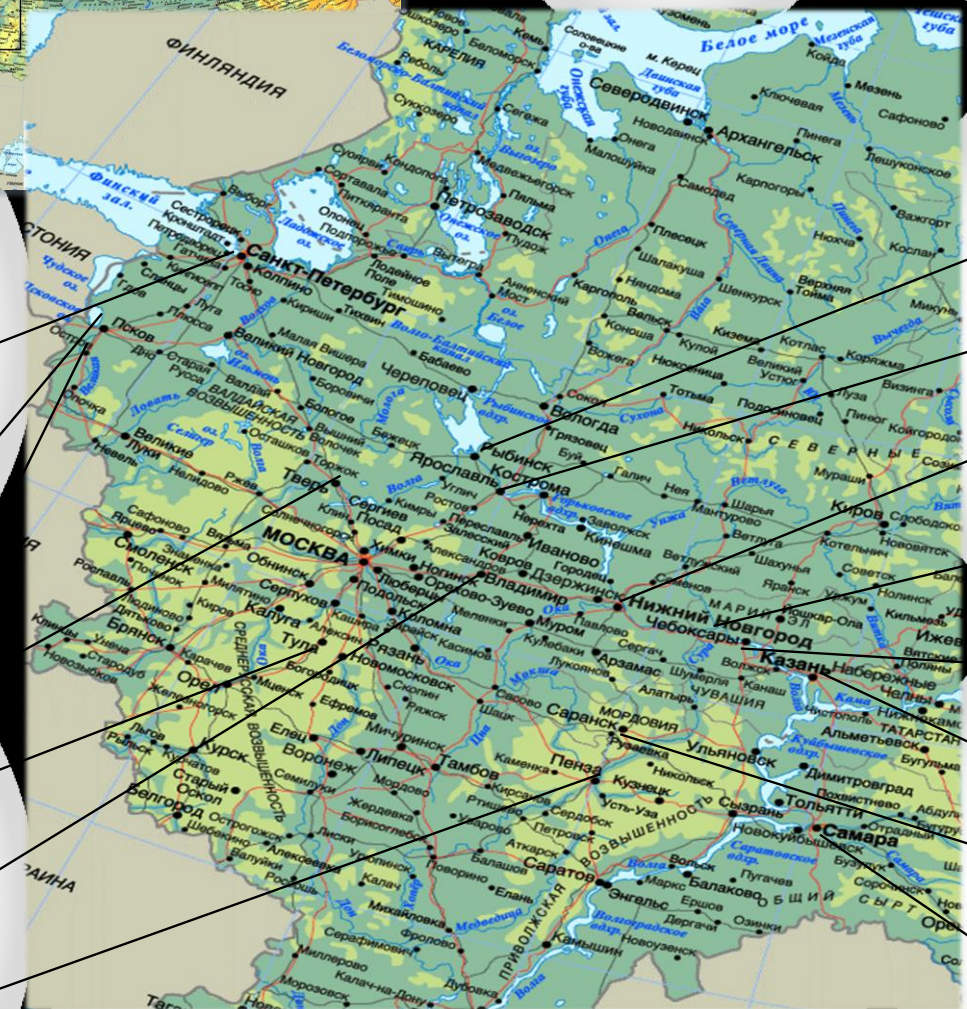


Appendix 1\_11

### Samples Collected based upon Cities of Russia (Central Russia)



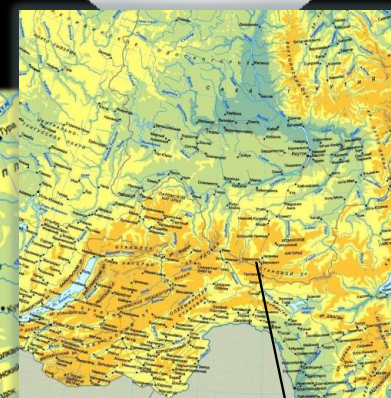
- Kaliningrad  
20 Samples
- Sankt-Petersburg  
598 Samples
- Pskov  
25 Samples
- Ostrov  
77 Samples
- Tver  
138 Samples
- Tula  
63 Samples
- Vladimir  
63 Samples
- Penza  
265 Samples



- Rybinsk  
226 Samples
- Yaroslavl  
18 Samples
- Nizhny Novgorod  
20 Samples
- Kstovo  
132 Samples
- Cheboksary  
430 Samples
- Kazan  
183 Samples
- Saransk  
281 Samples
- Samara  
38 Samples



### Samples Collected based upon Cities of Russia (Eastern Russia)



Syktvkar  
114 Samples

Perm  
104 Samples

Izhevsk  
155 Samples

Ekaterinburg  
132 Samples

Ufa  
89 Samples

Chelyabinsk  
93 Samples

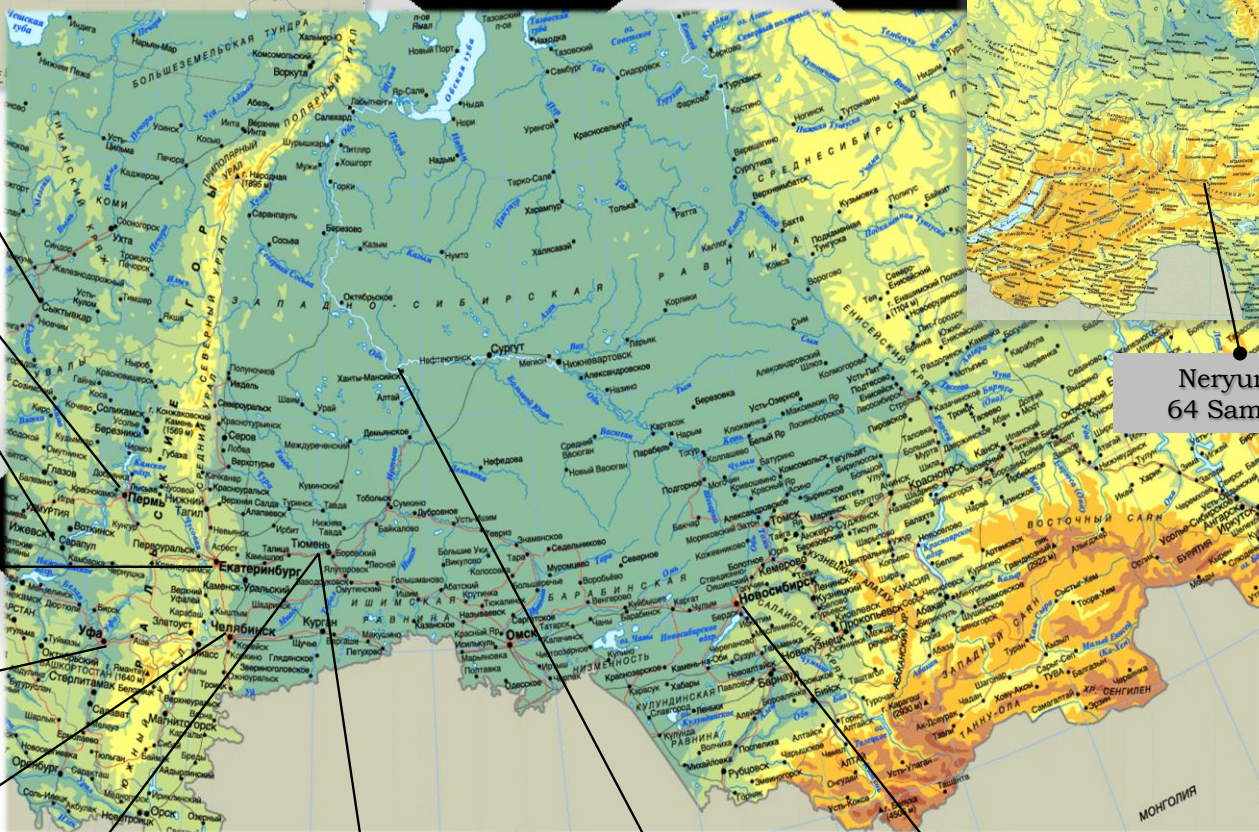
Tyumen  
102 Samples

Uvat  
83 Samples

Khanty-Mansiisk  
75 Samples

Novosibirsk  
30 samples

Neryungi  
64 Samples



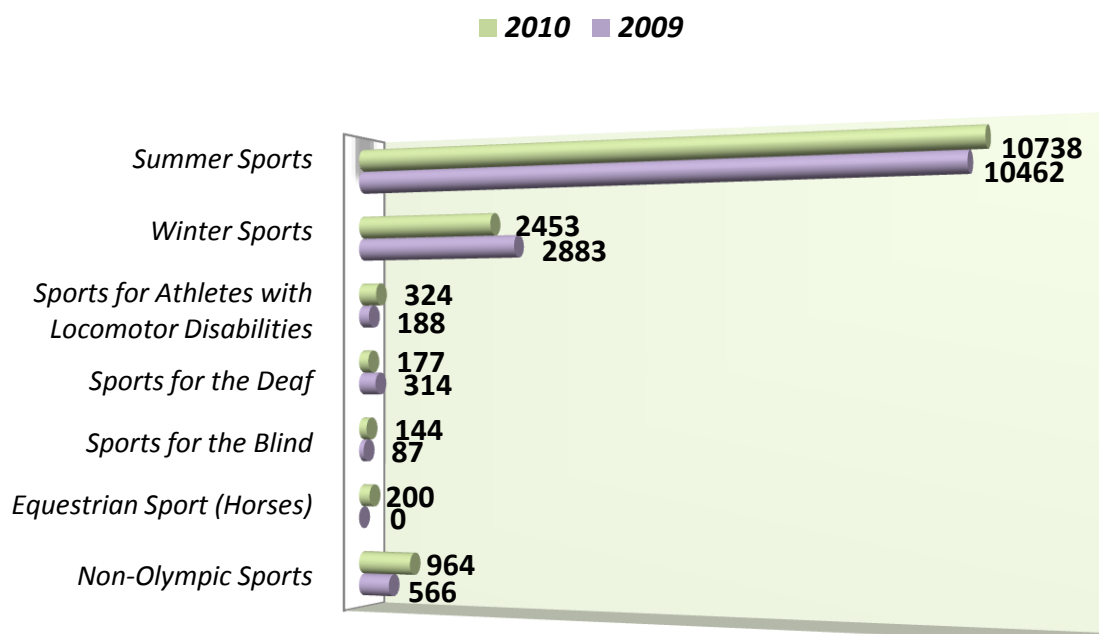
| <b>Samples Collected in the Year 2010 as Compared to the Year 2009<br/>Classified by Sports</b> |             |        |             |        |
|---|-------------|--------|-------------|--------|
| <b>Sports</b>   | <b>2010</b> |        | <b>2009</b> |        |
| <i>Summer Sports</i>  |             |        |             |        |
| Athletics   | 2130        | 14,20% | 2370        | 16,34% |
| Swimming  | 907         | 6,05%  | 723         | 4,99%  |
| Freestyle Wrestling   | 733         | 4,89%  | 558         | 3,85%  |
| Canoe   | 691         | 4,61%  | 636         | 4,39%  |
| Boxing  | 671         | 4,47%  | 328         | 2,26%  |
| Weightlifting   | 658         | 4,39%  | 737         | 5,08%  |
| Judo  | 509         | 3,39%  | 506         | 3,49%  |
| Cycling Track   | 481         | 3,21%  | 445         | 3,07%  |
| Rowing  | 464         | 3,09%  | 599         | 4,13%  |
| Greco-Roman Wrestling   | 397         | 2,65%  | 257         | 1,77%  |
| Football  | 272         | 1,81%  | 345         | 2,38%  |
| Handball  | 268         | 1,79%  | 227         | 1,57%  |
| Fencing   | 268         | 1,79%  | 204         | 1,41%  |
| Artistic Gymnastics   | 244         | 1,63%  | 321         | 2,21%  |
| Cycling Road  | 207         | 1,38%  | 199         | 1,37%  |
| Water Polo  | 200         | 1,33%  | 220         | 1,52%  |
| Shooting  | 188         | 1,25%  | 374         | 2,58%  |
| Volleyball  | 161         | 1,07%  | 109         | 0,75%  |
| Rhythmic Gymnastics   | 118         | 0,79%  | 19          | 0,13%  |
| Trap and Skeet Shooting   | 139         | 0,93%  | 145         | 1,00%  |
| Basketball  | 135         | 0,90%  | 162         | 1,12%  |
| Taekwon-Do  | 132         | 0,88%  | 112         | 0,77%  |
| Cycling Mountain Bike   | 122         | 0,81%  | 120         | 0,83%  |
| Rugby   | 95          | 0,63%  | 25          | 0,17%  |
| Synchronized Swimming   | 67          | 0,45%  | 59          | 0,41%  |
| Archery   | 60          | 0,40%  | 40          | 0,28%  |
| Triathlon   | 60          | 0,40%  | 50          | 0,34%  |
| Diving  | 58          | 0,39%  | 100         | 0,69%  |
| Equestrian Sport (Athletes)   | 53          | 0,35%  | 0           | 0,00%  |
| Trampoline  | 51          | 0,34%  | 107         | 0,74%  |
| Hockey  | 34          | 0,23%  | 30          | 0,21%  |
| Modern Pentathlon   | 30          | 0,20%  | 73          | 0,50%  |
| Badminton   | 29          | 0,19%  | 22          | 0,15%  |
| Female Wrestling  | 28          | 0,19%  | 0           | 0,00%  |

|  |              |               |              |               |
|--|--------------|---------------|--------------|---------------|
| Table Tennis   | 25           | 0,17%         | 0            | 0,00%         |
| Sailing  | 23           | 0,15%         | 131          | 0,90%         |
| Canoe Slalom   | 20           | 0,13%         | 64           | 0,44%         |
| Tennis   | 10           | 0,07%         | 7            | 0,05%         |
| Cycling BMX  | 0            | 0,00%         | 38           | 0,26%         |
| <b>Total:</b>  | <b>10738</b> | <b>71,59%</b> | <b>10462</b> | <b>72,15%</b> |
| <b>Winter Sports</b>                                   |              |               |              |               |
| Cross-Country Skiing                                   | 615          | 4,10%         | 491          | 0,0338621     |
| Biathlon   | 597          | 3,98%         | 571          | 0,0393793     |
| Speed Skating  | 480          | 3,20%         | 487          | 0,0335862     |
| Ice Hockey   | 199          | 1,33%         | 394          | 0,0271724     |
| Skating  | 124          | 0,83%         | 125          | 0,0086207     |
| Tobogganing  | 116          | 0,77%         | 233          | 0,016069      |
| Short Track Skating                                    | 97           | 0,65%         | 150          | 0,0103448     |
| Curling  | 81           | 0,54%         | 101          | 0,0069655     |
| Bobsleigh (Skeleton)                                   | 41           | 0,27%         | 78           | 0,0053793     |
| Ski Jumping  | 36           | 0,24%         | 20           | 0,0013793     |
| Snowboard  | 27           | 0,18%         | 57           | 0,003931      |
| Freestyle Skiing                                       | 17           | 0,11%         | 92           | 0,0063448     |
| Nordic Combined  | 16           | 0,11%         | 35           | 0,0024138     |
| Alpine Skiing  | 7            | 0,05%         | 49           | 0,0033793     |
| <b>Total:</b>  | <b>2453</b>  | <b>16,35%</b> | <b>2883</b>  | <b>19,88%</b> |
| <b>Sports for Athletes with Locomotor Disabilities</b> |              |               |              |               |
| Athletics  | 110          | 0,73%         |              | 0,00%         |
| Swimming   | 80           | 0,53%         |              | 0,00%         |
| Powerlifting   | 74           | 0,49%         |              | 0,00%         |
| Cross-Country Skiing, Biathlon                         | 47           | 0,31%         |              | 0,00%         |
| Alpine Skiing  | 8            | 0,05%         |              | 0,00%         |
| Taekwon-Do   | 5            | 0,03%         |              | 0,00%         |
| <b>Total:</b>  | <b>324</b>   | <b>2,16%</b>  | <b>188</b>   | <b>1,30%</b>  |
| <b>Sports for the Deaf</b>                             |              |               |              |               |
| Swimming   | 50           | 0,33%         | 16           | 0,11%         |
| Cross-Country Skiing                                   | 30           | 0,20%         | 0            | 0,00%         |
| Snowboard, Giant Slalom Skiing                         | 26           | 0,17%         | 0            | 0,00%         |
| Ice Hockey   | 21           | 0,14%         | 0            | 0,00%         |
| Athletics  | 20           | 0,13%         | 66           | 0,46%         |
| Curling  | 14           | 0,09%         | 0            | 0,00%         |
| Greco-Roman Wrestling                                  | 12           | 0,08%         | 32           | 0,22%         |



|   |                   |              |                   |              |
|---|-------------------|--------------|-------------------|--------------|
| Alpine Sport                            | 4                 | 0,03%        | 0                 | 0,00%        |
| Football                                | 0                 | 0,00%        | 41                | 0,28%        |
| Freestyle Wrestling                     | 0                 | 0,00%        | 32                | 0,22%        |
| Volleyball                              | 0                 | 0,00%        | 27                | 0,19%        |
| Bowling                                 | 0                 | 0,00%        | 12                | 0,08%        |
| Judo                                    | 0                 | 0,00%        | 12                | 0,08%        |
| Basketball                              | 0                 | 0,00%        | 11                | 0,08%        |
| Badminton                               | 0                 | 0,00%        | 10                | 0,07%        |
| Karate                                  | 0                 | 0,00%        | 10                | 0,07%        |
| Shooting                                | 0                 | 0,00%        | 9                 | 0,06%        |
| Beach Volleyball                        | 0                 | 0,00%        | 8                 | 0,06%        |
| Orienteering                            | 0                 | 0,00%        | 8                 | 0,06%        |
| Taekwon-Do                              | 0                 | 0,00%        | 8                 | 0,06%        |
| Table Tennis                            | 0                 | 0,00%        | 7                 | 0,05%        |
| Cycling Road                            | 0                 | 0,00%        | 5                 | 0,03%        |
| <b>Total:</b>                           | <b><u>177</u></b> | <b>1,18%</b> | <b><u>314</u></b> | <b>2,17%</b> |
| <b><i>Sports for the Blind</i></b>      |                   |              |                   |              |
| Powerlifting                            | 63                | 0,42%        |                   | 0,00%        |
| Swimming                                | 60                | 0,40%        |                   | 0,00%        |
| Athletics                               | 10                | 0,07%        |                   | 0,00%        |
| Armsport                                | 10                | 0,07%        |                   | 0,00%        |
| Cross-Country Skiing                    | 1                 | 0,01%        |                   | 0,00%        |
| <b>Total:</b>                           | <b><u>144</u></b> | <b>0,96%</b> | <b><u>87</u></b>  | <b>0,60%</b> |
| <b><i>Equestrian Sport (Horses)</i></b> | <b><u>200</u></b> | <b>1,33%</b> | <b><u>0</u></b>   | <b>0,00%</b> |
| <b><i>Non-Olympic Sports</i></b>        |                   |              |                   |              |
| Powerlifting                            | 324               | 2,16%        | 189               | 1,30%        |
| Sambo                                   | 317               | 2,11%        | 33                | 0,23%        |
| Acrobatic Gymnastics                    | 74                | 0,49%        | 38                | 0,26%        |
| Bandy                                   | 74                | 0,49%        | 31                | 0,21%        |
| Climbing                                | 36                | 0,24%        | 52                | 0,36%        |
| Armsport                                | 30                | 0,20%        | 0                 | 0,00%        |
| Jiu-Jitsu                               | 26                | 0,17%        | 7                 | 0,05%        |
| Underwater Sports                       | 25                | 0,17%        | 33                | 0,23%        |
| Sumo                                    | 21                | 0,14%        | 8                 | 0,06%        |
| Mini Football                           | 20                | 0,13%        | 0                 | 0,00%        |
| Mini Water Polo                         | 15                | 0,10%        | 0                 | 0,00%        |
| Universal Fighting Arts                 | 2                 | 0,01%        | 0                 | 0,00%        |
| Kettlebell Lifting                      | 0                 | 0,00%        | 63                | 0,43%        |

|                    |              |              |              |              |
|--------------------|--------------|--------------|--------------|--------------|
| Dragon Boat Sport  | 0            | 0,00%        | 24           | 0,17%        |
| Karate             | 0            | 0,00%        | 32           | 0,22%        |
| Korfball           | 0            | 0,00%        | 14           | 0,10%        |
| Parachuting        | 0            | 0,00%        | 9            | 0,06%        |
| Softball           | 0            | 0,00%        | 15           | 0,10%        |
| Aerobic Gymnastics | 0            | 0,00%        | 8            | 0,06%        |
| Dance              | 0            | 0,00%        | 4            | 0,03%        |
| Wushu              | 0            | 0,00%        | 6            | 0,04%        |
| <b>Total:</b>      | <b>964</b>   | <b>6,43%</b> | <b>566</b>   | <b>3,90%</b> |
| <b>TOTAL:</b>      | <b>15000</b> |              | <b>14500</b> |              |



**Anti-Doping Rule Violations in the Year 2010**

| <b>Presence of Prohibited Substances</b>  |                        |
|---|------------------------|
| <b>Physical Education and Sports Organizations</b>                                    | <b>Number of Cases</b> |
| All-Russian Volleyball Federation   | 1                      |
| All Russian Kayak-Canoe Federation  | 3                      |
| All-Russia Athletic Federation  | 2                      |
| All-Russian Swimming Federation*  | 1                      |
| All-Russian Sambo Federation  | 20                     |
| All-Russian Rhythmic Gymnastics Federation  | 2                      |
| Paralympic Committee  | 5                      |
| Russian Football Union  | 1                      |
| Russian Skating Union   | 1                      |
| Russian Taekwondo Union   | 1                      |
| Surdolympic Committee   | 2                      |
| Russian Boxing Federation   | 2                      |
| Russian Cycling Federation  | 1                      |
| Water Polo Federation of Russia   | 1                      |
| Canoe Slalom Federation of Russia   | 2                      |
| Russian Rowing Federation   | 1                      |
| Russian Judo Federation   | 5                      |
| Russian Curling Federation  | 1                      |
| Russian Federation of Equestrian Sport  | 2                      |
| Cross Country Ski Federation of Russia  | 3                      |
| Russian Powerlifting Federation   | 6                      |
| Federation of Ski Jumping and Nordic Combined of Russia                               | 2                      |
| Federation of Beach Water Polo and Mini Water Polo of Russia                          | 1                      |
| Russian Federation of Acrobatic Gymnastics  | 1                      |
| Russian Wrestling Federation  | 11                     |
| Russian Triathlon Federation  | 1                      |
| Russian Weightlifting Federation  | 9                      |
| <b>Total:</b>   | <b>88</b>              |
| <b>Other Anti-Doping Rule Violations</b>  |                        |
| <b>Physical Education and Sports Organizations</b>                                    | <b>Number of Cases</b> |
| Cross Country Ski Federation of Russia (Tampering)                                    | 2                      |
| Russian Powerlifting Federation (Possession and Trafficking of Prohibited Substances) | 1                      |
| <b>Total:</b>   | <b>3</b>               |
| <b>* One case – no Antidoping Rule Violation recorded (due to a TUE granted)</b>      |                        |
| <b>Total number of Anti-Doping Rule Violations</b>                                    | <b>91</b>              |

**Within other ADOs jurisdiction (Russian athletes)**

Russian Armsport Association - 1

Russian Cycling Federation - 1

Russian Wrestling Federation - 1

**Other ADOs cases (Foreign Athletes) - 4**

1 case – Cycling Track (Ukraine)

2 cases - Armsport (Latvia, Turkey)

1 case - Wrestling (Kirgizstan)

**Adverse Analytical Findings as part of contracted testing:**

1 case – Continental Hockey League

1 case – Junior Hockey League

**Anti-Doping Rule Violations in the Year 2010**  
**Classified by Physical Education and Sports Organizations**

| <b>Physical Education and Sports Organizations</b>           | <b>Number of Cases</b> |
|--|------------------------|
| All-Russian Volleyball Federation                            | 1                      |
| All Russian Kayak-Canoe Federation                           | 3                      |
| All-Russia Athletic Federation                               | 2                      |
| All-Russian Swimming Federation*                             | 1                      |
| All-Russian Sambo Federation                                 | 20                     |
| All-Russian Rhythmic Gymnastics Federation                   | 2                      |
| Paralympic Committee   | 5                      |
| Russian Football Union                                       | 1                      |
| Russian Skating Union  | 1                      |
| Russian Taekwondo Union                                      | 1                      |
| Surdolympic Committee  | 2                      |
| Russian Boxing Federation                                    | 2                      |
| Russian Cycling Federation                                   | 1                      |
| Water Polo Federation of Russia                              | 1                      |
| Canoe Slalom Federation of Russia                            | 2                      |
| Russian Rowing Federation                                    | 1                      |
| Russian Judo Federation                                      | 5                      |
| Russian Curling Federation                                   | 1                      |
| Russian Federation of Equestrian Sport                       | 2                      |
| Cross Country Ski Federation of Russia                       | 5                      |
| Russian Powerlifting Federation                              | 7                      |
| Federation of Ski Jumping and Nordic Combined of Russia      | 2                      |
| Federation of Beach Water Polo and Mini Water Polo of Russia | 1                      |
| Russian Federation of Acrobatic Gymnastics                   | 1                      |
| Russian Wrestling Federation                                 | 11                     |
| Russian Triathlon Federation                                 | 1                      |
| Russian Weightlifting Federation                             | 9                      |
| <b><i>Итого:</i></b>   | <b>91</b>              |

\* - 1 case - no Antidoping Rule Violation recorded (due to a TUE granted)

|  |           |
|--|-----------|
| <b><i>Total number of Anti-Doping Rule Violation cases</i></b> | <b>91</b> |
|--|-----------|

## Anti-Doping Rule Violations in the Year 2010 in Summer and Winter Sports

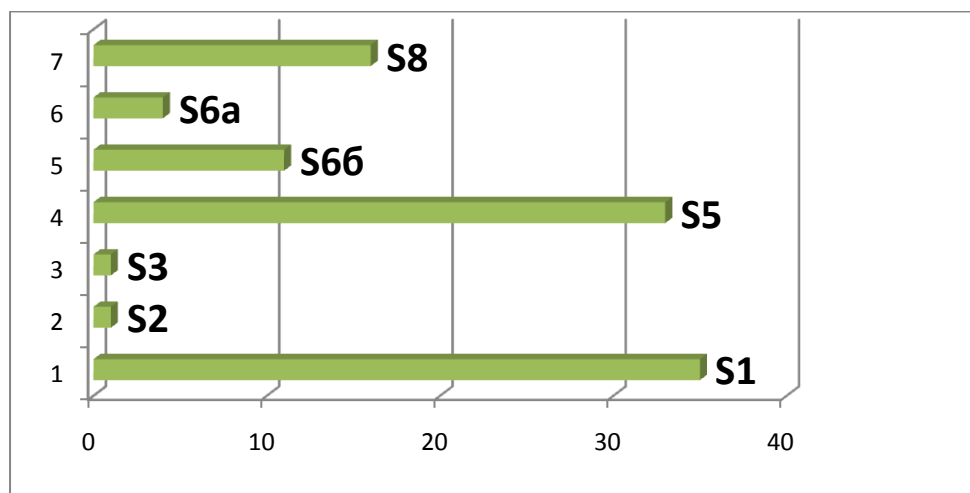
| Physical Education and Sports Organizations                  | <i>Number of Cases</i> |
|--|------------------------|
| <b>Summer Olympic Sports</b>                                 |                        |
| All-Russian Volleyball Federation                            | <i>1</i>               |
| All Russian Kayak-Canoe Federation                           | <i>3</i>               |
| All-Russia Athletic Federation                               | <i>2</i>               |
| All-Russian Swimming Federation*                             | <i>1</i>               |
| All-Russian Rhythmic Gymnastics Federation                   | <i>2</i>               |
| Russian Football Union                                       | <i>1</i>               |
| Russian Taekwondo Union                                      | <i>1</i>               |
| Russian Boxing Federation                                    | <i>2</i>               |
| Russian Cycling Federation                                   | <i>1</i>               |
| Water Polo Federation of Russia                              | <i>1</i>               |
| Canoe Slalom Federation of Russia                            | <i>2</i>               |
| Russian Rowing Federation                                    | <i>1</i>               |
| Russian Judo Federation                                      | <i>5</i>               |
| Russian Federation of Equestrian Sport                       | <i>2</i>               |
| Russian Wrestling Federation                                 | <i>11</i>              |
| Russian Triathlon Federation                                 | <i>1</i>               |
| Russian Weightlifting Federation                             | <i>9</i>               |
| <b>Total for Summer Olympic Sports:</b>                      | <b><i>46</i></b>       |
| <b>Winter Olympic Sports</b>                                 |                        |
| Russian Skating Union  | <i>1</i>               |
| Russian Curling Federation                                   | <i>1</i>               |
| Cross Country Ski Federation of Russia                       | <i>5</i>               |
| Federation of Ski Jumping and Nordic Combined of Russia      | <i>2</i>               |
| <b>Total for Winter Olympic Sports:</b>                      | <b><i>9</i></b>        |
| <b>Non-Olympic Sports</b>                                    |                        |
| All-Russian Sambo Federation                                 | <i>20</i>              |
| Russian Powerlifting Federation                              | <i>7</i>               |
| Federation of Beach Water Polo and Mini Water Polo of Russia | <i>1</i>               |
| Russian Federation of Acrobatic Gymnastics                   | <i>1</i>               |
| <b>Total for Non-Olympic Sports:</b>                         | <b><i>29</i></b>       |
| <b>Paralympic/Surdolympic Committees</b>                     |                        |
| Paralympic Committee   | <i>5</i>               |
| Surdolympic Committee  | <i>2</i>               |
| <b>Total for the Committees:</b>                             | <b><i>7</i></b>        |
| <b>Total:</b>  | <b><i>91</i></b>       |

\* - 1 case - no Antidoping Rule Violation recorded (due to a TUE granted)

|   |                  |
|---|------------------|
| <b>Total number of Anti-Doping Rule Violation cases</b> | <b><i>91</i></b> |
|---|------------------|

## Prohibited Substances Detected in the Year 2010

| S1. ANABOLIC AGENTS                    |            |    |
|--|------------|----|
| methandienone                          | 10         | 35 |
| stanozolol                             | 9          |    |
| nandrolone                             | 5          |    |
| clenbuterol                            | 1          |    |
| metenolone                             | 1          |    |
| norandrosterone                        | 1          |    |
| noretiocholanolone                     | 1          |    |
| oral turinabol                         | 2          |    |
| oxandrolone                            | 2          |    |
| exogenic testosterone                  | 3          |    |
| S2. HORMONES AND RELATED SUBSTANCES    |            |    |
| erythropoietin                         | 1          | 1  |
| S3. BETA-2 AGONISTS                    |            |    |
| salbutamol                             | 1          | 1  |
| S5. DIURETICS AND OTHER MASKING AGENTS |            |    |
| furosemide                             | 29         | 33 |
| hydrochlorothiazide                    | 4          |    |
| S6. STIMULANTS                         |            |    |
| a) Non-Specified Stimulants            |            |    |
| carphedon                              | 8          | 11 |
| amphetamine                            | 3          |    |
| b) Specified Stimulants                |            |    |
| nikethamide                            | 1          | 4  |
| sibutramine                            | 1          |    |
| tuaminoheptane                         | 1          |    |
| etamivan                               | 1          |    |
| S8. CANNABINOIDS                       |            |    |
| marijuana                              | 16         | 16 |
| <b>TOTAL:</b>                          | <b>101</b> |    |



*NO Prohibited Substances and Methods listed below were detected in 2010:*

- S4. Hormone antagonists and modulators*
- S7. Narcotics*
- S9. Glucocorticosteroids*
- P1. Alcohol*
- P2. Beta-blockers*
- M1, M2, M3. Prohibited Methods*

## Presence of Prohibited Substances by Sports

| Summer Olympic Sports |                       |   |
|-----------------------|-----------------------|---|
| Volleyball            | marijuana             | 1 |
| Canoe                 | clenbuterol           | 1 |
|                       | methandienone         | 1 |
|                       | stanozolol            | 1 |
|                       | marijuana             | 1 |
| Athletics             | carphedon             | 1 |
|                       | marijuana             | 1 |
| Rhythmic Gymnastics   | furosemide            | 1 |
|                       | hydrochlorothiazide   | 1 |
| Football              | hydrochlorothiazide   | 1 |
| Taekwon-Do            | furosemide            | 1 |
| Boxing                | marijuana             | 1 |
|                       | furosemide            | 1 |
| Cycling               | nikethamide           | 1 |
| Water Polo            | marijuana             | 1 |
| Canoe Slalom          | carphedon             | 2 |
| Rowing                | furosemide            | 1 |
| Judo                  | furosemide            | 2 |
|                       | marijuana             | 1 |
|                       | nandrolone            | 1 |
|                       | sibutramine           | 1 |
| Equestrian Sport      | furosemide            | 1 |
|                       | marijuana             | 1 |
| Wrestling             | furosemide            | 5 |
|                       | stanozolol            | 3 |
|                       | nandrolone            | 2 |
|                       | marijuana             | 1 |
|                       | etamivan              | 1 |
|                       | carphedon             | 1 |
| Triathlon             | carphedon             | 1 |
| Weightlifting         | methandienone         | 4 |
|                       | stanozolol            | 2 |
|                       | hydrochlorothiazide   | 1 |
|                       | oxandrolone           | 1 |
|                       | oral turinabol        | 1 |
|                       | exogenic testosterone | 1 |
|                       | metenolone            | 1 |
|                       | nandrolone            | 1 |
|                       | norandrosterone       | 1 |
|                       | noretiocholanolone    | 1 |
| carphedon             | 1                     |   |

## Winter Olympic Sports

|                       |                       |            |
|-----------------------|-----------------------|------------|
| Speed Skating         | furosemide            | 1          |
| Curling               | amphetamine           | 1          |
| Cross-Country Skiing  | erythropoietin        | 1          |
|                       | nandrolone            | 1          |
|                       | carphedon             | 1          |
| Ski Jumping           | amphetamine           | 1          |
|                       | marijuana             | 1          |
| Sambo                 | furosemide            | 14         |
|                       | marijuana             | 4          |
|                       | stanazolol            | 2          |
|                       | salbutamol            | 1          |
|                       | oxandrolone           | 1          |
|                       | amphetamine           | 1          |
| Powerlifting          | methandienone         | 3          |
|                       | exogenic testosterone | 1          |
|                       | oral turinabol        | 1          |
|                       | stanazolol            | 1          |
|                       | hydrochlorothiazide   | 1          |
| Mini Water Polo       | marijuana             | 1          |
| Acrobatic Gymnastics  | furosemide            | 1          |
| <b>Committee</b>      |                       |            |
| Paralympic Committee  |                       |            |
| Powerlifting          | methandienone         | 2          |
|                       | marijuana             | 2          |
|                       | exogenic testosterone | 1          |
| Athletics             | furosemide            | 1          |
| Surdolympic Committee |                       |            |
| Cross-Country Skiing  | carphedon             | 1          |
| Swimming              | tuaminoheptane        | 1          |
|                       |                       | <b>101</b> |



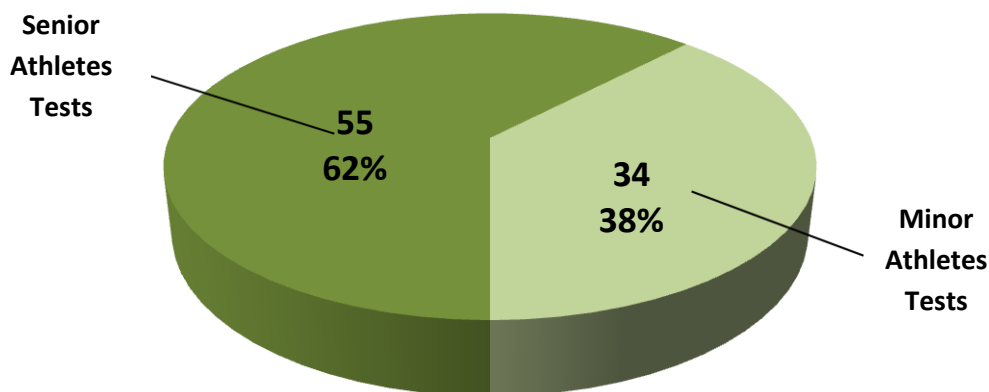
**Anti-Doping Rule Violations and Atypical Findings  
Detected as Part of RUSADA Testing Program in 2009/2010**

| Federation  | AAF<br>2009 | AAF<br>2010 | AF<br>2009 | AF<br>2010 |
|---|-------------|-------------|------------|------------|
| <b>Summer Sports</b>  |             |             |            |            |
| All-Russian Volleyball Federation                             |             | 1           | 2          | 6          |
| All-Russian Federation of Kettlebell Lifting*                 |             |             | 1          |            |
| All Russian Kayak-Canoe Federation                            | 6           | 3           | 7          | 5          |
| All-Russia Athletic Federation                                | 11          | 2           | 21         | 39         |
| All-Russian Sailing Federation                                | 1           |             | 2          |            |
| All-Russian Swimming Federation                               | 1           | 1           | 2          | 2          |
| All-Russian Sambo Federation*                                 | 1           | 20          |            | 5          |
| All-Russian Rhythmic Gymnastics Federation                    |             | 2           |            |            |
| Russian Basketball Federation                                 | 1           |             | 4          |            |
| Russian Diving Federation                                     |             |             | 1          |            |
| Russian Archery Federation                                    | 1           |             | 1          |            |
| Russian Football Union  | 1           | 1           | 9          | 4          |
| Handball Union of Russia                                      | 1           |             | 5          | 1          |
| Rugby Union of Russia   |             |             | 1          |            |
| Russian Taekwondo Union                                       | 1           | 1           |            | 3          |
| Shooting Union of Russia                                      | 1           |             | 5          | 5          |
| Russian Boxing Federation                                     | 2           | 2           | 3          | 10         |
| Russian Cycling Federation                                    | 7           | 1           | 5          | 11         |
| Water Polo Federation of Russia                               |             | 1           | 5          | 5          |
| Canoe Slalom Federation of Russia                             |             | 2           | 1          |            |
| Russian Rowing Federation                                     |             | 1           | 7          | 4          |
| Russian Judo Federation                                       | 3           | 5           | 3          | 6          |
| Russian Federation of Equestrian Sport                        |             | 2           |            | 1          |
| Russian Powerlifting Federation*                              | 8           | 7           | 4          | 5          |
| Federation of Beach Water Polo and Mini Water Polo of Russia* |             | 1           |            |            |
| Russian Federation of Synchronized Swimming                   | 2           |             |            |            |
| Climbing Federation of Russia*                                |             |             |            | 1          |
| Russian Federation of Acrobatic Gymnastics*                   | 1           | 1           |            |            |
| Russian Wrestling Federation                                  | 10          | 11          | 5          | 5          |
| Artistic Gymnastics Federation of Russia                      | 2           |             | 6          | 4          |
| Sumo Federation of Russia*                                    |             |             | 1          | 2          |
| Russian Triathlon Federation                                  |             | 1           |            |            |
| Russian Weightlifting Federation                              | 17          | 9           | 12         | 10         |
| Russian Fencing Federation                                    | 1           |             |            | 3          |
| Field Hockey Federation of Russia                             |             |             |            | 2          |
| <b>Total:</b>   | <b>79</b>   | <b>75</b>   | <b>113</b> | <b>139</b> |
| <b>Winter Sports</b>  |             |             |            |            |
| Russian Biathlon Union  | 2           |             | 6          | 13         |
| Russian Skating Union   |             | 1           | 8          | 3          |
| Bobsleigh Federation of Russia                                |             |             | 1          |            |
| Russian Alpine Ski and Snowboard Federation                   |             |             | 5          | 2          |
| Russian Curling Federation                                    |             | 1           | 6          | 2          |
| Cross Country Ski Federation of Russia                        |             | 5           | 1          | 12         |

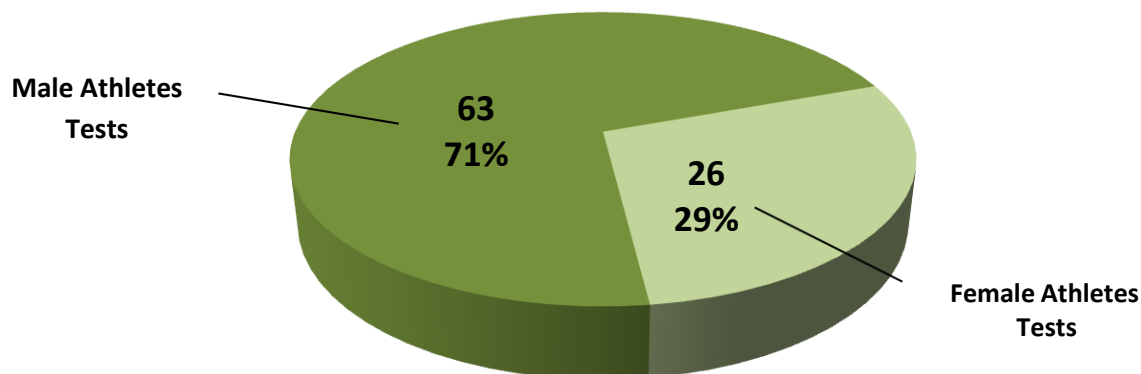
|   |           |           |            |            |
|---|-----------|-----------|------------|------------|
| Federation of Ski Jumping and Nordic Combined of Russia | 2         | 2         |            | 1          |
| Russian Tobogganing Federation                          | 2         |           | 3          | 1          |
| Freestyle Federation of Russia                          |           |           | 2          | 1          |
| Figure Skating Federation of Russia                     |           |           | 2          | 3          |
| Ice Hockey Federation of Russia                         | 1         |           | 13         | 4          |
| All-Russia Bandy Federation*                            |           |           |            | 1          |
| <b>Total:</b>   | <b>7</b>  | <b>9</b>  | <b>47</b>  | <b>43</b>  |
| <b>Committees</b>                                       |           |           |            |            |
| Paralympic Committee                                    | 1         | 5         | 5          | 4          |
| Surdolympic Committee                                   | 2         | 2         | 11         | 3          |
| <b>TOTAL:</b>   | <b>89</b> | <b>91</b> | <b>176</b> | <b>189</b> |

\* - Non-Olympic Sports

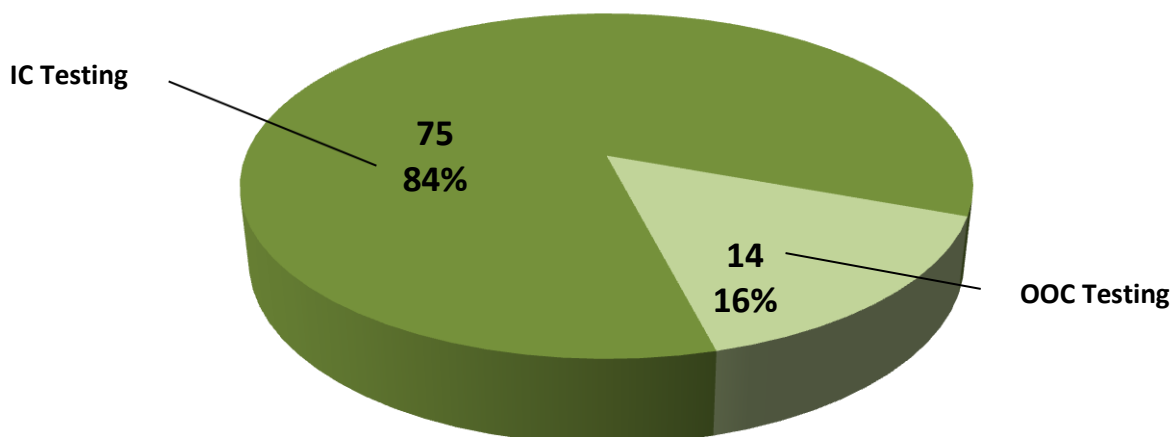
**Anti-Doping Rule Violations in the Year 2010**  
**Detected as Part of Minor and Senior Athletes Testing**



**Anti-Doping Rule Violations in the Year 2010**  
**Detected as Part of Male and Female Athletes Testing**



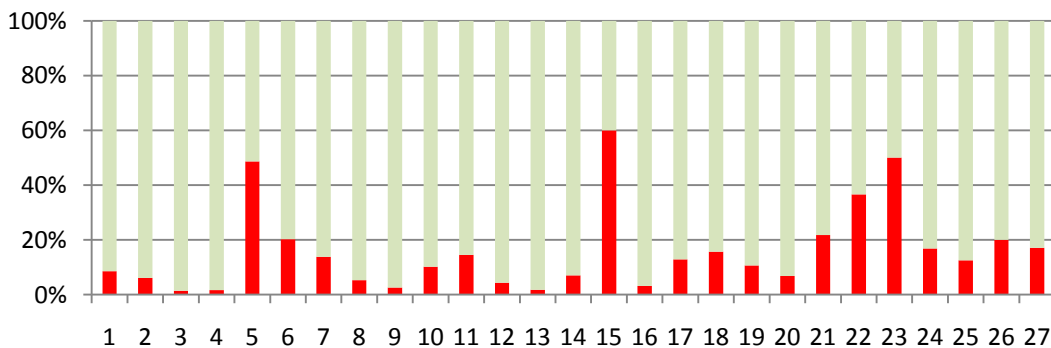
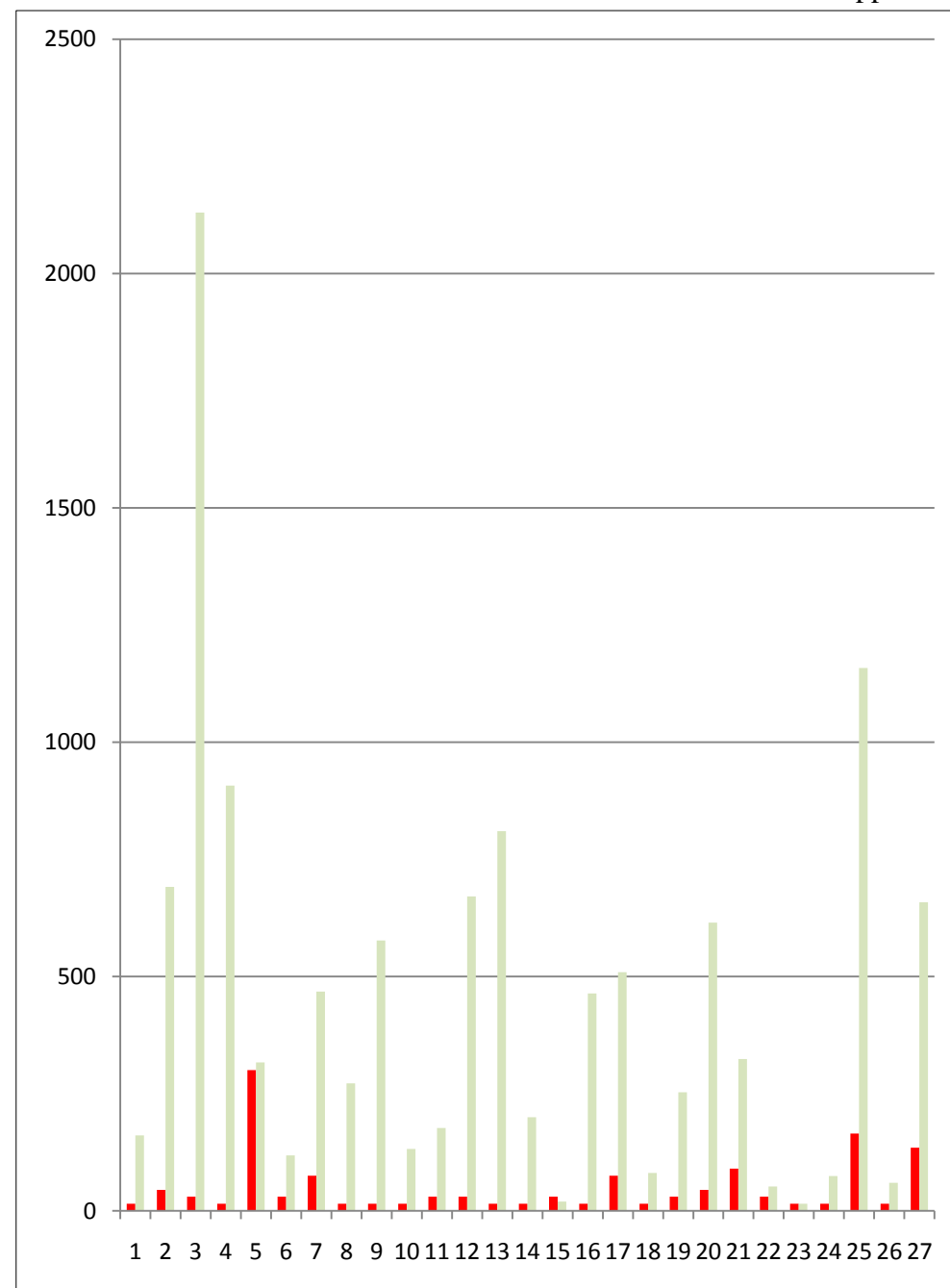
**Anti-Doping Rule Violations in the Year 2010**  
**Detected as Part of In-Competition and Out-of-Competition Testing**



\* - For the purpose of the diagrams building 89 cases of Anti-Doping Rule Violation committed by Athletes were considered, excluding two cases of Anti-Doping Rule Violation committed by Coaches

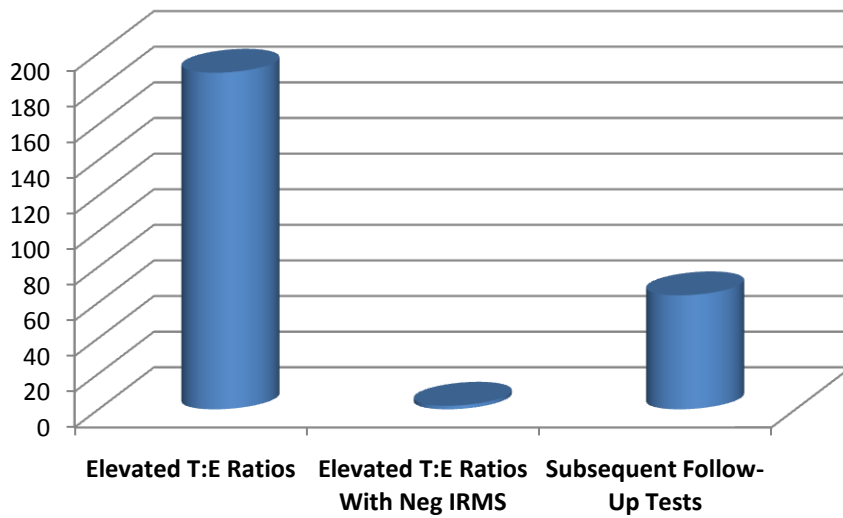
*Number of Adverse Analytical Findings to Number of Samples Collected*

| No            | Federation   | AAF       | Total Number of Samples Collected |
|---------------|--|-----------|-----------------------------------|
| 1             | All-Russian Volleyball Federation                            | 1         | 161                               |
| 2             | All Russian Kayak-Canoe Federation                           | 3         | 691                               |
| 3             | All-Russia Athletic Federation                               | 2         | 2130                              |
| 4             | All-Russian Swimming Federation*                             | 1         | 907                               |
| 5             | All-Russian Sambo Federation                                 | 20        | 317                               |
| 6             | All-Russian Rhythmic Gymnastics Federation                   | 2         | 118                               |
| 7             | Paralympic Committee   | 5         | 468                               |
| 8             | Russian Football Union                                       | 1         | 272                               |
| 9             | Russian Skating Union  | 1         | 577                               |
| 10            | Russian Taekwondo Union                                      | 1         | 132                               |
| 11            | Surdolympic Committee  | 2         | 177                               |
| 12            | Russian Boxing Federation                                    | 2         | 671                               |
| 13            | Russian Cycling Federation                                   | 1         | 810                               |
| 14            | Water Polo Federation of Russia                              | 1         | 200                               |
| 15            | Canoe Slalom Federation of Russia                            | 2         | 20                                |
| 16            | Russian Rowing Federation                                    | 1         | 464                               |
| 17            | Russian Judo Federation                                      | 5         | 509                               |
| 18            | Russian Curling Federation                                   | 1         | 81                                |
| 19            | Russian Federation of Equestrian Sport                       | 2         | 253                               |
| 20            | Cross Country Ski Federation of Russia                       | 3         | 615                               |
| 21            | Russian Powerlifting Federation                              | 6         | 324                               |
| 22            | Federation of Ski Jumping and Nordic Combined of Russia      | 2         | 52                                |
| 23            | Federation of Beach Water Polo and Mini Water Polo of Russia | 1         | 15                                |
| 24            | Russian Federation of Acrobatic Gymnastics                   | 1         | 74                                |
| 25            | Russian Wrestling Federation                                 | 11        | 1158                              |
| 26            | Russian Triathlon Federation                                 | 1         | 60                                |
| 27            | Russian Weightlifting Federation                             | 9         | 658                               |
| <b>Total:</b> |  | <b>88</b> |                                   |



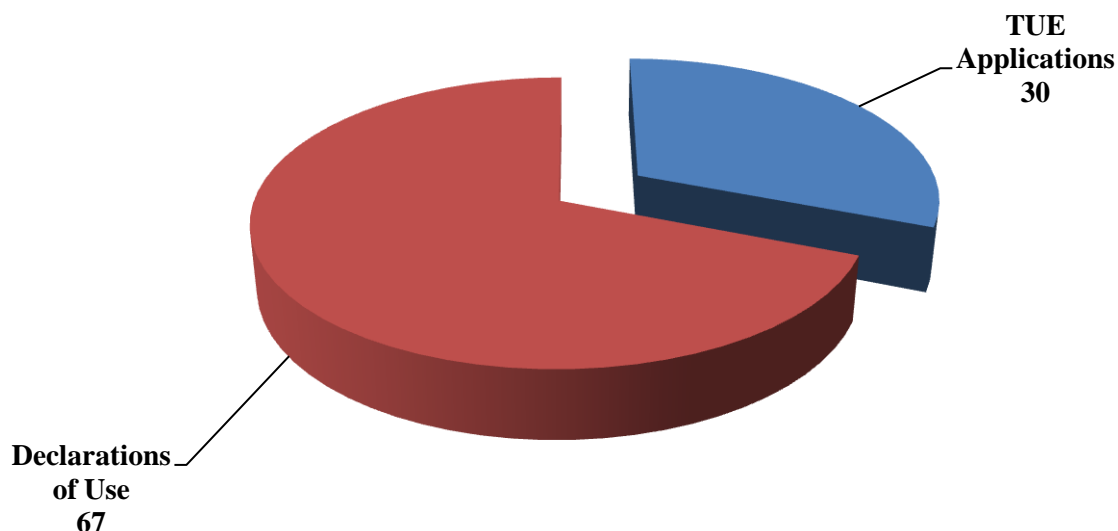
**Elevated T:E Ratios Detected as Part of RUSADA Testing Program in 2010 and Subsequent Follow-Up Tests To Confirm Endogenous/Exogenous Origin**

|   |     |
|---|-----|
| Elevated T:E Ratios   | 189 |
| Elevated T:E Ratios With Negative IRMS                            | 2   |
| Subsequent Follow-Up Tests To Confirm Endogenous/Exogenous Origin | 64  |



### Therapeutic Use Exemption Committee (TUEC) Activities

Over the year 2010 sixty seven (67) Declarations of Use of non-systemic glucocorticosteroids and beta-2 agonists, and thirty (30) applications for a TUE (five of these were forwarded to the relevant International Federations for further consideration) were received.



| Sport                               | Declarations of Use | TUE Applications Reviewed by RUSADA TUEC | TUE Applications Forwarded to IFs |
|-------------------------------------|---------------------|--|-----------------------------------|
| Cycling                             | 2                   | 2  |                                   |
| Taekwon-Do                          | 3                   |  |                                   |
| Athletics                           | 3                   | 2  | 1                                 |
| Boxing                              | 10                  | 4  |                                   |
| Ice Hockey                          | 9                   | 3  |                                   |
| Volleyball (incl. Beach Volleyball) | 8                   | 5  |                                   |
| Swimming                            | 5                   | 2  |                                   |
| Paralympic Fencing                  | 2                   | 1  |                                   |
| Weightlifting                       | 7                   |  |                                   |
| Artistic Gymnastics                 | 2                   |  |                                   |
| Canoe                               | 4                   |  |                                   |
| Greco-Roman Wrestling               | 1                   |  |                                   |
| Alpine Skiing                       | 3                   |  |                                   |
| Shooting                            | 2                   | 1  |                                   |
| Football                            | 1                   | 1  |                                   |
| Thai Boxing                         | 1                   |  |                                   |
| Judo                                | 2                   |  |                                   |
| Speed Skating                       |                     | 2  |                                   |
| Canoe Slalom                        | 1                   | 1  |                                   |
| Biathlon                            | 1                   | 1  | 1                                 |
| Rugby                               |                     |  | 1                                 |
| Triathlon                           |                     |  | 1                                 |
| Cross-Country Skiing                |                     |  | 1                                 |
| <b>Total</b>                        | <b>67</b>           | <b>25</b>                                | <b>5</b>                          |

Most Declarations of Use were submitted by athletes in the sports of boxing, ice hockey, volleyball, weightlifting, which is most probably due to a high risk of trauma exposure in these sports.

Twenty five (25) TUE applications were reviewed by RUSADA TUEC. Upon twelve (12) of those requests TUEs was granted, with reference to the rest of the applications TUE denials were issued. The most frequent reasons for TUE denials were as follows: medical records did not show the severity of the medical condition, required medical examination reports were missing (eg, spirometric evaluation of bronchial asthma), medical treatment prescribed did not correspond with the severity of the medical condition. Five (5) applications for a TUE were forwarded to the International Sports Federations.

Over the year 2010 there were fifty four (54) Declarations of Use and twenty two (22) applications for a TUE received from the Summer Sports athletes (three of these forwarded to the relevant IFs); thirteen (13) Declarations of Use and eight (8) applications for a TUE were received from Winter Sports athletes (two of these forwarded to the relevant IFs).

| <b>Sports</b> | <b>Declarations of Use</b> | <b>TUE Applications Reviewed by RUSADA TUEC</b> | <b>TUE Applications Forwarded to IFs</b> |
|---------------|----------------------------|---|--|
| Winter Sports | 13                         | 6   | 2  |
| Summer Sports | 54                         | 19  | 3  |
| <i>Total</i>  | <i>67</i>                  | <i>25</i>                                       | <i>5</i>                                 |

Most applications were submitted by Summer Sports athletes, in Summer Season.

With the total of ninety seven (97) TUE applications and Declarations of Use submitted, thirty one (31) TUE applications and Declarations of Use received by RUSADA were for medications used in bronchial asthma treatment.

