

## **Council of Europe Anti-Doping Convention (ETS 135)**

**National report 2009**

**of**

**Netherlands**

**on National Anti-Doping Policies**



## TABLE OF CONTENTS

Introduction

Country Data

Article 2

2.1 Definition of doping

Article 3

3.1 National Anti-Doping policy

3.2 Organisations and bodies involved

3.3 The National Anti-Doping Organisations

Article 4

4.1 Availability of prohibited substances and methods

4.2 Public funding

4.3 International co-operation in doping controls

4.4 Doping control on the initiative of the public authorities

Article 5

5.1 Laboratories

5.2 Research

Article 6

6.1 Education

Article 7

7.1 Doping Control Programme

7.2 Doping Control Officers

7.3 Result management

7.4 Disciplinary procedure

7.5 Others

Article 8

8.1 International Co-operation

Additional  
questions

II.1 Nutritional supplements

II.2 World Anti-doping Code

II.3 Future activities

II.4 Comments on the questionnaire

## Introduction the Country report for Netherlands in 2009

Doping in sport is nothing new, but it has grown, expanded geographically and become more visible in recent years. It is a true scourge for many competitive sports and jeopardises the health of millions of young athletes throughout the world.

Since the 1960s, the Council of Europe has realised the extent of this problem and decided to fight it. The Anti-Doping Convention, opened for signature on 16 November 1989 in Strasbourg and entering into force on 1 March 1990, demonstrates this commitment. It expresses the Contracting Parties' political will to fight against doping in sport in an active and co-ordinated manner.

The main objective of the Convention is to promote the harmonisation, at national and international levels, of the measures to be taken against doping.

The Convention does not claim to create a uniform model of anti-doping, but sets a certain number of common standards and regulations requiring that the Parties adopt legislative, financial, technical, educational and other measures. Its spirit derives from the political desire to help safeguard the ethics of sport and to preserve the integrity of clean sport.

By joining the principles and objectives of the Convention, the contracting Parties undertake, in their respective constitutional provisions, to set up a national anti-doping policy to:

- create a national co-ordinating body;
- reduce the trafficking of doping substances and the use of banned doping agents;
- reinforce doping controls and improve detection techniques;
- support education and information programmes;
- guarantee the efficiency of sanctions taken against offenders;
- collaborate with national and international sports organisations;
- and use accredited anti-doping laboratories.

A monitoring system was created under the Convention and the Monitoring Group of the Anti-Doping Convention set up under Article 10 of the Convention is the body responsible for monitoring the application of the Convention. Parties to the Convention are under the obligation to provide the Council of Europe with information on legislative and other measures taken for the purpose of complying with the terms of the Convention, in accordance with Article 9. In order to facilitate this process, a questionnaire was prepared, requesting national reports from the Parties on the implementation of the Convention.

This report, reflecting the data of Netherlands for the year 2009, has been compiled for the purpose of monitoring of the convention by its Committee and is published for transparency. Comments may be sent to the secretariat of the Council of Europe, Sport department (sport@coe.int).

All reproduction of this report, of a part of this report or of its data, has to be allowed by written authorisation of the Council of Europe.

List of states parties to the Convention who replied to the questionnaire 2009: (42): Andorra, Armenia, Australia, Austria, Belarus, Belgium - Flemish Community, Belgium - French Community, Belgium - German Community, Bosnia and Herzegovina, Bulgaria, Canada, Cyprus, Czech Republic, Denmark, Estonia, Finland, France, Georgia, Germany, Hungary, Iceland, Ireland, Latvia, Liechtenstein, Lithuania, Luxembourg, Monaco, Netherlands, Norway, Poland, Portugal, Romania, Russian Federation, Serbia, Slovakia, Slovenia, Spain, Sweden, Switzerland, Tunisia, Turkey, United Kingdom

This figure includes the 3 belgian communities questionnaires, so the factual number of states parties who replied to the questionnaire is 40.

List of other States who replied to the questionnaire 2009: (1): China

List of States Parties to the Convention who did not reply to the questionnaire 2009: (10): "the former Yugoslav Republic of Macedonia", Albania, Azerbaijan, Croatia, Greece, Italy, Moldova, Montenegro, San Marino, Ukraine

**Country Data****Country**

Population	16 609 145
Licensed athletes	4 500 000
High level athletes	3 000

**Contact details of person answering questionnaire**

Name	Mr Peter De KLERK
Position	Senior Policy Advisor
Organisation	Ministry of Health, Welfare and Sport
Web site	<a href="http://www.rijksoverheid.nl">www.rijksoverheid.nl</a>

**Article 2****2.1 Definition of doping****2.1.1 What definition of 'Doping in sport' has been applied in your country?**

Answer of Netherlands

World Anti-Doping Code

	<b>All responding States (41)</b>		<b>States parties to the convention (40)</b>	
<b>Convention (ETS135)</b>	11	27 %	11	28 %
<b>World Anti-Doping Code</b>	36	89 %	35	88 %
<b>IOC medical Code</b>	1	2 %	1	3 %
<b>Other (please state definition used)</b>	3	7 %	3	7 %
<b>TOTAL</b>	<b>51</b>	<b>124 %</b>	<b>50</b>	<b>125 %</b>

These results may be greater than 100% as multiple answers are possible.

These results may not be always whole numbers because of the answers of the 3 Belgian communities.

## 2.1.2 Which list of banned pharmacological classes of doping agents and doping methods is implemented in your country?

Answer of Netherlands

The prohibited list as adopted by WADA

	All responding States (41)		States parties to the convention (40)	
The prohibited list after its adoption by the Monitoring Group	8	20 %	8	20 %
The prohibited list as adopted by WADA	31	76 %	30	75 %
Other procedure or other list	2	5 %	2	5 %
<b>TOTAL</b>	<b>41</b>	<b>100 %</b>	<b>40</b>	<b>100 %</b>

These results may not be always whole numbers because of the answers of the 3 Belgian communities.

### States which answered 'Other procedure or other list' :

Poland

Spain



### 2.1.3 How is the prohibited list enacted in your country?

Answer of Netherlands

By national sports organisation's rules

	All responding States (41)		States parties to the convention (40)	
By law, decree, bill	28	68 %	27	68 %
By national sports organisation's rules	17	41 %	16	40 %
Other	3	7 %	3	8 %
<b>TOTAL</b>	<b>48</b>	<b>117 %</b>	<b>46</b>	<b>115 %</b>

These results may be greater than 100% as multiple answers are possible.

These results may not be always whole numbers because of the answers of the 3 Belgian communities.

#### States which answered 'Other' :

Georgia

Romania

Slovenia

**2.1.4 Is the list modified or completed by its adoption?**

Answer of Netherlands

No

	All responding States (41)		States parties to the convention (40)	
<b>Yes</b>	5	13 %	5	13 %
<b>No</b>	35	85 %	34	84 %
<b>Not available</b>	1	2 %	1	3 %
<b>TOTAL</b>	<b>41</b>	<b>100 %</b>	<b>40</b>	<b>100 %</b>

These results may not be always whole numbers because of the answers of the 3 Belgian communities.

## Article 3

### 3.1 National Anti-Doping policy

#### 3.1.1 Which authority is responsible for co-ordinating the various government departments and other public agencies concerned with combating doping in sport?

Answer of Netherlands

Public authority or Para-Public organisation



	All responding States (41)		States parties to the convention (40)	
Public authority or Para-Public organisation	15	37 %	15	38 %
National Anti-Doping Organisation	19	46 %	19	48 %
Private Organisation	2	5 %	2	5 %
Other	4	10 %	3	8 %
Not available	1	2 %	1	3 %
<b>TOTAL</b>	<b>41</b>	<b>100 %</b>	<b>40</b>	<b>100 %</b>

These results may not be always whole numbers because of the answers of the 3 Belgian communities.

### 3.1.2 Are there any anti-doping laws in your country ?

The mentioned files can be browsed and downloaded from the page:

<http://www.coe.int/sport>

Title of the Law	English file	French file	Other file	Entry into force	Last update
Medicins Act				08/01/2007	08/01/2007
Drug Act				28/05/1928	27/09/2007

### 3.2 Organisations and bodies involved

#### 3.2.1 Please list the organisations and bodies involved in the implementation of anti-doping policies, programmes and activities in your country.

Name of the organisation	Type of organisation	Fields of activity	NADO	Code signatory
NOC*NSF	Non Governmental Organisation (NGO) or any private organisation	Co-ordination of the action of sports organisations	No	Yes
individual sportunions	Non Governmental Organisation (NGO) or any private organisation	Disciplinary procedures; Education and/or information	No	No

### 3.3 The National Anti-Doping Organisations

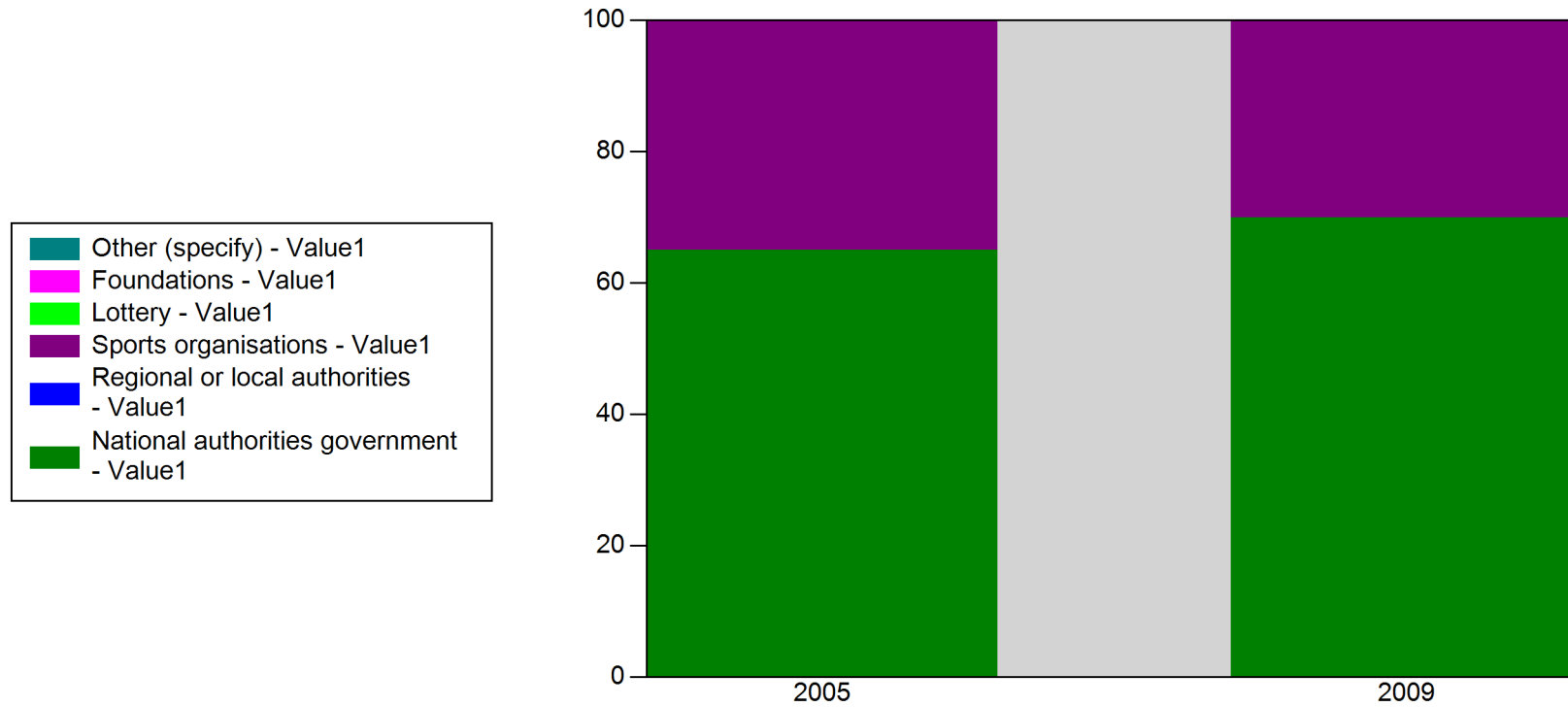
### 3.3.1 What are the main sources of funding for this organisation ?

#### Main sources of funding of the National Anti-Doping Organisation

	Netherlands	All responding states	States parties to the convention
<b>National authorities government</b>	70 %	82.57 %	81.55 %
<b>Regional or local authorities</b>	0 %	1.13 %	1.19 %
<b>Sports organisations</b>	30 %	9.31 %	9.86 %
<b>Lottery</b>	0 %	0.07 %	0.07 %
<b>Foundations</b>	0 %	0.89 %	0.94 %
<b>Other (specify)</b>	0 %	6.03 %	6.39 %

These results may not be always whole numbers because of the answers of the 3 Belgian communities.

Evolution of the funding of the National Anti-Doping organisation over the past five years



	2005	2009
<b>National authorities government</b>	1625000	1750000
<b>Regional or local authorities</b>	0	0
<b>Sports organisations</b>	875000	750000
<b>Lottery</b>	0	0
<b>Foundations</b>	0	0
<b>Other (specify)</b>	0	0

These results may not be always whole numbers because of the answers of the 3 Belgian communities.

### 3.3.2 How has authority been given to this organisation?

Answer of Netherlands

Agreement with sports organisations, decision,  
statute or regulation of sport organisation or NOC

	All responding States (40)		States parties to the convention (39)	
Law, governmental decree, management contract with a governmental body	31	78 %	30	77 %
Agreement with sports organisations, decision, statute or regulation of sport organisation or NOC	15	38 %	15	38 %
Other	1	3 %	1	3 %
<b>TOTAL</b>	<b>47</b>	<b>118 %</b>	<b>46</b>	<b>118 %</b>

These results may be greater than 100% as multiple answers are possible.

These results may not be always whole numbers because of the answers of the 3 Belgian communities.

#### States which answered 'Other' :

Luxembourg

**3.3.3 Does this organisation have responsibilities towards...?**

Answer of Netherlands

Sports organisation(s) or NOC

	All responding States (39)		States parties to the convention (39)	
<b>The Government</b>	37	95 %	37	95 %
<b>Sports organisation(s) or NOC</b>	23	59 %	23	59 %
<b>Other</b>	5	13 %	5	13 %
<b>TOTAL</b>	<b>65</b>	<b>167 %</b>	<b>65</b>	<b>167 %</b>

These results may be greater than 100% as multiple answers are possible.

These results may not be always whole numbers because of the answers of the 3 Belgian communities.

**3.3.5 What is the total annual budget (in Euros) of this National Anti-Doping Organisation.**

Answer of Netherlands

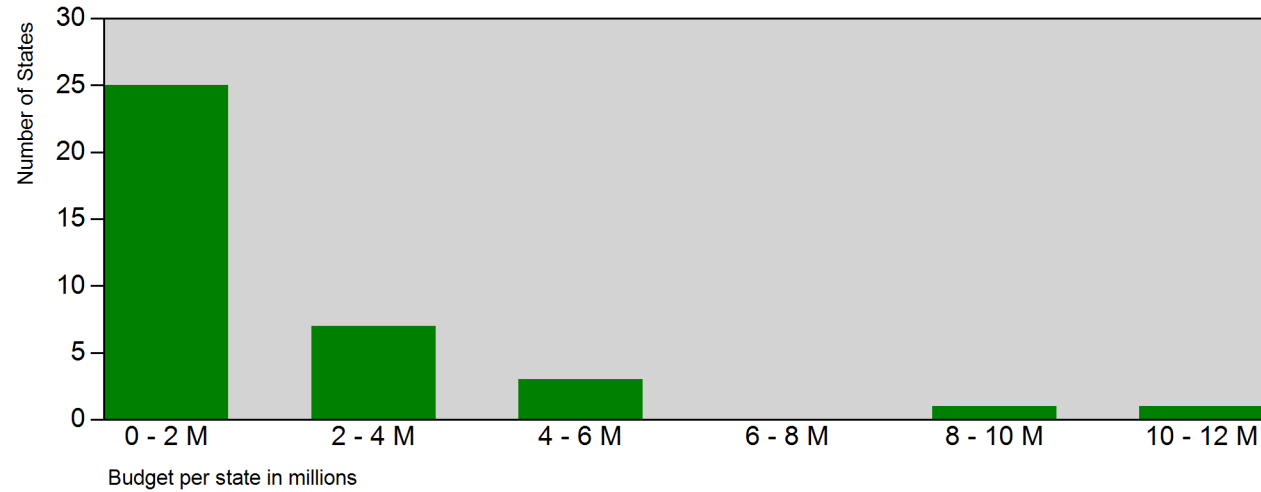
2500000

Answer of other states



**Distribution for all responding States (37)**

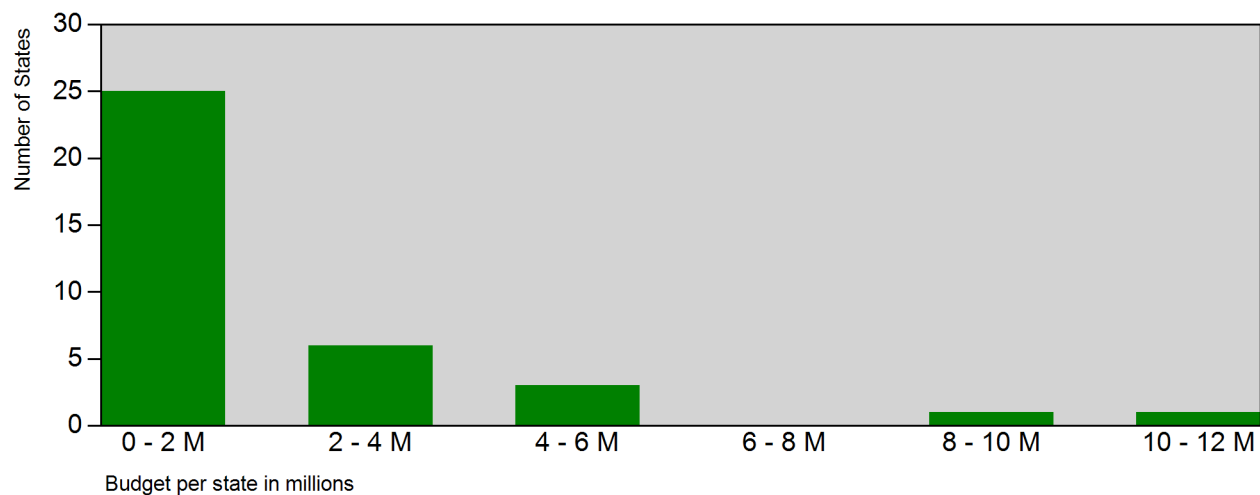
These results may not be always whole numbers because of the answers of the 3 Belgian communities.



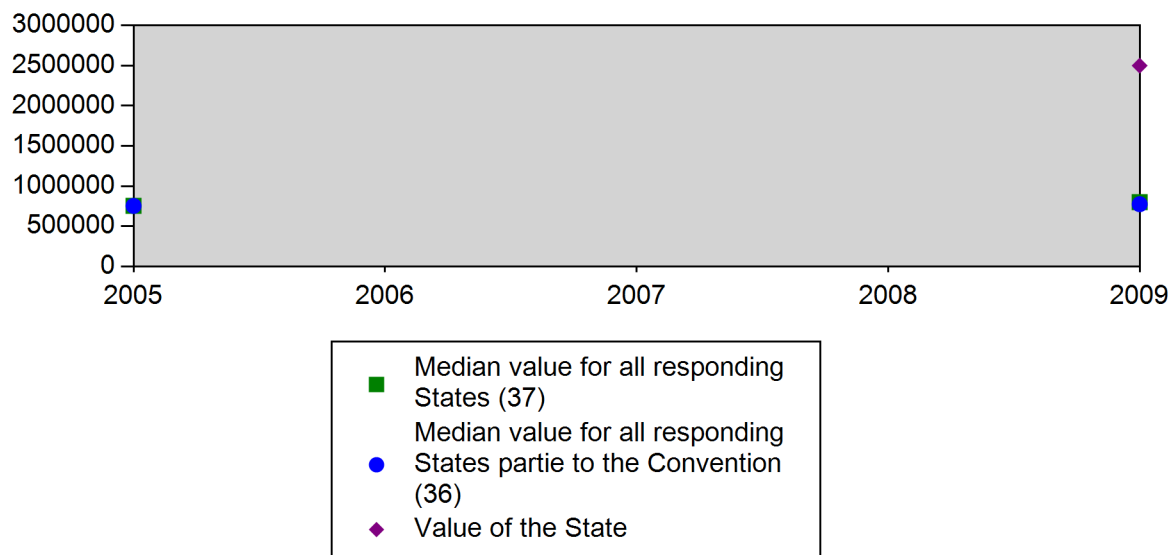
Total :	67,033,559.67
Average:	1,811,717.83
Median:	800,000
Minimum :	2,500
Maximum :	11,000,000

### Distribution for the States parties to the Convention (36)

These results may not be always whole numbers because of the answers of the 3 Belgian communities.



Total :	63,333,559.67
Average:	1,759,265.55
Median:	775,000
Minimum :	2,500
Maximum :	11,000,000



	2005	2006	2007	2008	2009
<b>All responding states</b>	753,905				800,000
<b>States parties to the convention</b>	753,905				775,000
<b>Answer of Netherlands</b>					2,500,000

**3.3.6 How many full time employees are working for this NADO (without the DCOs) ?**

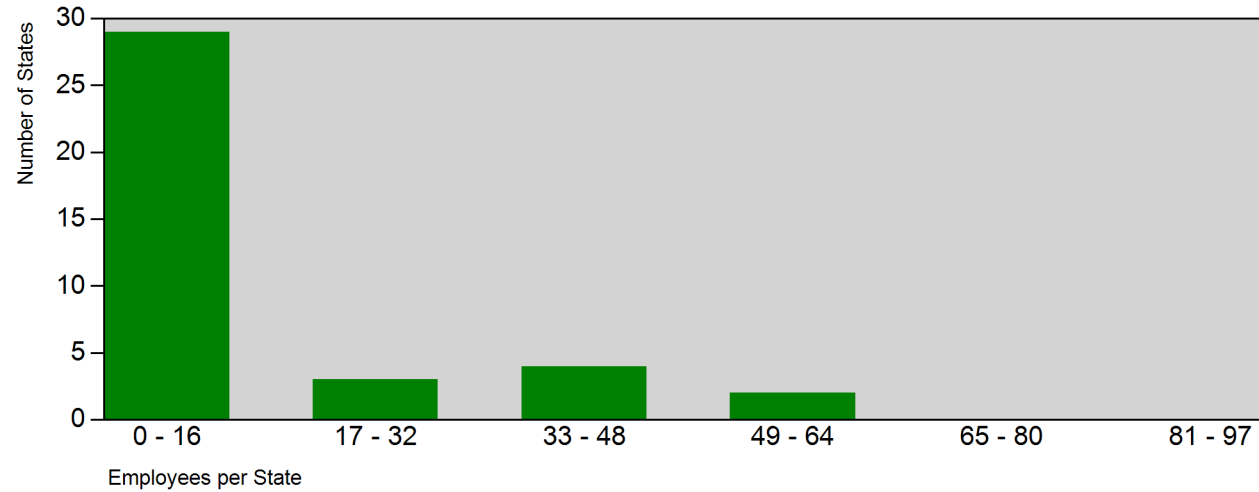
Answer of Netherlands

13

Answer of other states

### Distribution for all responding States (38)

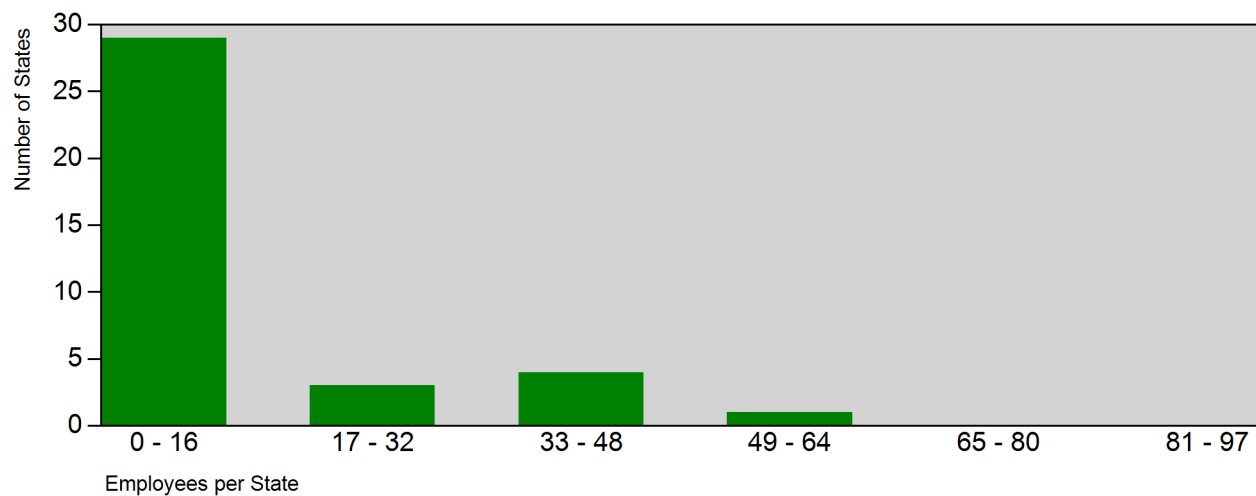
These results may not be always whole numbers because of the answers of the 3 Belgian communities.



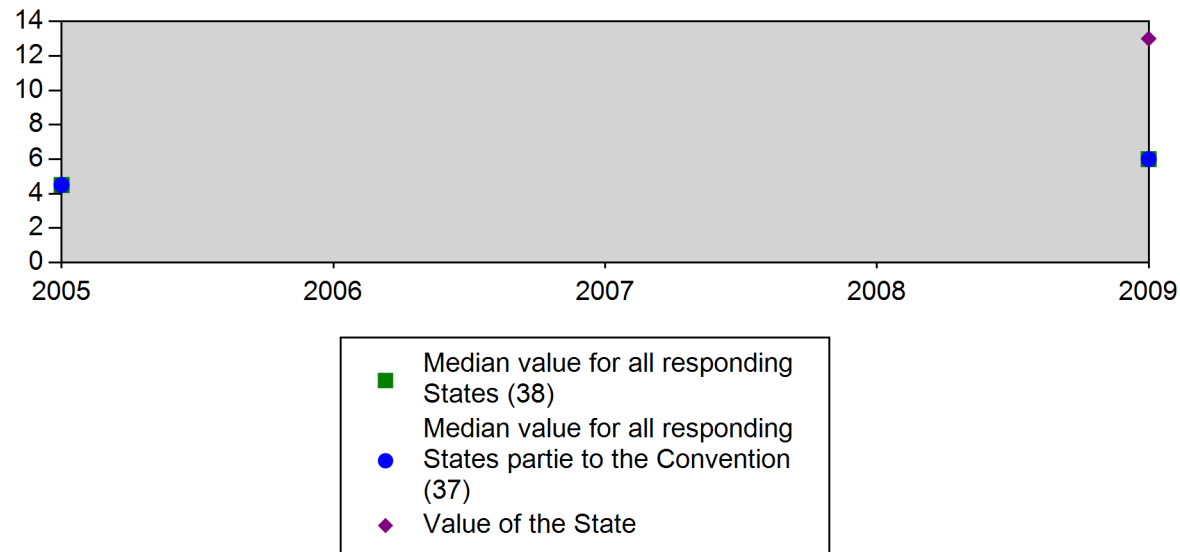
Total :	489.20
Average:	12.87
Median:	6
Minimum :	0
Maximum :	63

### Distribution for the States parties to the Convention (37)

These results may not be always whole numbers because of the answers of the 3 Belgian communities.



Total :	438.20
Average:	11.84
Median:	6
Minimum :	0
Maximum :	63



	2005	2006	2007	2008	2009
<b>All responding states</b>	4.50				6
<b>States parties to the convention</b>	4.50				6
<b>Answer of Netherlands</b>					13

**Article 4****4.1 Availability of prohibited substances and methods****4.1.1 For each category, please specify how the availability of the substance is restricted.****S1 - Anabolic Agents**

All responding States (32)

The substance is prohibited ...

	... as illegal drugs	... as medical drugs	... as doping substances	TOTAL
A number of substances in this category	2	2	1	5
All substances in this category that are covered by the prohibited list	2	1	11.33	14.33
All possible substances in this category	3	5.33	9	17.33
<b>TOTAL</b>	<b>7</b>	<b>8.33</b>	<b>21.33</b>	<b>36.67</b>

These results may not be always whole numbers because of the answers of the 3 Belgian communities.

States parties to the convention (31)

The substance is prohibited ...

	... as illegal drugs	... as medical drugs	... as doping substances	TOTAL
A number of substances in this category	2	2	1	5
All substances in this category that are covered by the prohibited list	2	1	10.33	13.33
All possible substances in this category	3	5.33	9	17.33
<b>TOTAL</b>	<b>7</b>	<b>8.33</b>	<b>20.33</b>	<b>35.67</b>

These results may not be always whole numbers because of the answers of the 3 Belgian communities.

**S2 - Peptide hormones, growth factors and related substances****All responding States (32)****The substance is prohibited ...**

	<b>... as illegal drugs</b>	<b>... as medical drugs</b>	<b>... as doping substances</b>	<b>TOTAL</b>
A number of substances in this category	2	5	1	8
All substances in this category that are covered by the prohibited list	0	2	11.33	13.33
All possible substances in this category	1	3.33	8	12.33
<b>TOTAL</b>	<b>3</b>	<b>10.33</b>	<b>20.33</b>	<b>33.67</b>

These results may not be always whole numbers because of the answers of the 3 Belgian communities.

**States parties to the convention (31)****The substance is prohibited ...**

	<b>... as illegal drugs</b>	<b>... as medical drugs</b>	<b>... as doping substances</b>	<b>TOTAL</b>
A number of substances in this category	2	5	1	8
All substances in this category that are covered by the prohibited list	0	2	10.33	12.33
All possible substances in this category	1	3.33	8	12.33
<b>TOTAL</b>	<b>3</b>	<b>10.33</b>	<b>19.33</b>	<b>32.67</b>

These results may not be always whole numbers because of the answers of the 3 Belgian communities.



**S3 - Beta-2 agonists****All responding States (32)****The substance is prohibited ...**

	<b>... as illegal drugs</b>	<b>... as medical drugs</b>	<b>... as doping substances</b>	<b>TOTAL</b>
A number of substances in this category	0	3	2	5
All substances in this category that are covered by the prohibited list	0	3	11.33	14.33
All possible substances in this category	0	3.33	5	8.33
<b>TOTAL</b>	0	9.33	18.33	27.67

These results may not be always whole numbers because of the answers of the 3 Belgian communities.

**States parties to the convention (31)****The substance is prohibited ...**

	<b>... as illegal drugs</b>	<b>... as medical drugs</b>	<b>... as doping substances</b>	<b>TOTAL</b>
A number of substances in this category	0	3	2	5
All substances in this category that are covered by the prohibited list	0	3	10.33	13.33
All possible substances in this category	0	3.33	5	8.33
<b>TOTAL</b>	0	9.33	17.33	26.67

These results may not be always whole numbers because of the answers of the 3 Belgian communities.

**S4 - Hormone antagonists and modulators****All responding States (32)****The substance is prohibited ...**

	<b>... as illegal drugs</b>	<b>... as medical drugs</b>	<b>... as doping substances</b>	<b>TOTAL</b>
A number of substances in this category	0	1	1	2
All substances in this category that are covered by the prohibited list	0	5	15.33	20.33
All possible substances in this category	0	2.33	5	7.33
<b>TOTAL</b>	0	8.33	21.33	29.67

These results may not be always whole numbers because of the answers of the 3 Belgian communities.

**States parties to the convention (31)****The substance is prohibited ...**

	<b>... as illegal drugs</b>	<b>... as medical drugs</b>	<b>... as doping substances</b>	<b>TOTAL</b>
A number of substances in this category	0	1	1	2
All substances in this category that are covered by the prohibited list	0	5	14.33	19.33
All possible substances in this category	0	2.33	5	7.33
<b>TOTAL</b>	0	8.33	20.33	28.67

These results may not be always whole numbers because of the answers of the 3 Belgian communities.

**S5 - Diuretics and other Masking Agents****All responding States (32)****The substance is prohibited ...**

	<b>... as illegal drugs</b>	<b>... as medical drugs</b>	<b>... as doping substances</b>	<b>TOTAL</b>
A number of substances in this category	0	2	0	2
All substances in this category that are covered by the prohibited list	0	4.33	12	16.33
All possible substances in this category	0	3.33	6	9.33
<b>TOTAL</b>	0	9.67	18	27.67

These results may not be always whole numbers because of the answers of the 3 Belgian communities.

**States parties to the convention (31)****The substance is prohibited ...**

	<b>... as illegal drugs</b>	<b>... as medical drugs</b>	<b>... as doping substances</b>	<b>TOTAL</b>
A number of substances in this category	0	2	0	2
All substances in this category that are covered by the prohibited list	0	4.33	11	15.33
All possible substances in this category	0	3.33	6	9.33
<b>TOTAL</b>	0	9.67	17	26.67

These results may not be always whole numbers because of the answers of the 3 Belgian communities.

**S6 - Stimulants****All responding States (32)****The substance is prohibited ...**

	<b>... as illegal drugs</b>	<b>... as medical drugs</b>	<b>... as doping substances</b>	<b>TOTAL</b>
A number of substances in this category	6.33	4	0	10.33
All substances in this category that are covered by the prohibited list	1.33	2	11.33	14.67
All possible substances in this category	1	3	7	11
<b>TOTAL</b>	<b>8.67</b>	<b>9</b>	<b>18.33</b>	<b>36</b>

These results may not be always whole numbers because of the answers of the 3 Belgian communities.

**States parties to the convention (31)****The substance is prohibited ...**

	<b>... as illegal drugs</b>	<b>... as medical drugs</b>	<b>... as doping substances</b>	<b>TOTAL</b>
A number of substances in this category	6.33	4	0	10.33
All substances in this category that are covered by the prohibited list	1.33	2	10.33	13.67
All possible substances in this category	1	3	7	11
<b>TOTAL</b>	<b>8.67</b>	<b>9</b>	<b>17.33</b>	<b>35</b>

These results may not be always whole numbers because of the answers of the 3 Belgian communities.

**S7 - Narcotics****All responding States (32)****The substance is prohibited ...**

	<b>... as illegal drugs</b>	<b>... as medical drugs</b>	<b>... as doping substances</b>	<b>TOTAL</b>
A number of substances in this category	4.33	1	1	6.33
All substances in this category that are covered by the prohibited list	5.33	3	10	18.33
All possible substances in this category	7	0	4	11
<b>TOTAL</b>	16.67	4	15	35.67

These results may not be always whole numbers because of the answers of the 3 Belgian communities.

**States parties to the convention (31)****The substance is prohibited ...**

	<b>... as illegal drugs</b>	<b>... as medical drugs</b>	<b>... as doping substances</b>	<b>TOTAL</b>
A number of substances in this category	4.33	1	1	6.33
All substances in this category that are covered by the prohibited list	5.33	3	9	17.33
All possible substances in this category	7	0	4	11
<b>TOTAL</b>	16.67	4	14	34.67

These results may not be always whole numbers because of the answers of the 3 Belgian communities.

**S8 - Cannabinoids****All responding States (32)****The substance is prohibited ...**

	<b>... as illegal drugs</b>	<b>... as medical drugs</b>	<b>... as doping substances</b>	<b>TOTAL</b>
A number of substances in this category	2	1	0	3
All substances in this category that are covered by the prohibited list	4.33	2	8	14.33
All possible substances in this category	11.33	0	5	16.33
<b>TOTAL</b>	17.67	3	13	33.67

These results may not be always whole numbers because of the answers of the 3 Belgian communities.

**States parties to the convention (31)****The substance is prohibited ...**

	<b>... as illegal drugs</b>	<b>... as medical drugs</b>	<b>... as doping substances</b>	<b>TOTAL</b>
A number of substances in this category	2	1	0	3
All substances in this category that are covered by the prohibited list	4.33	2	7	13.33
All possible substances in this category	11.33	0	5	16.33
<b>TOTAL</b>	17.67	3	12	32.67

These results may not be always whole numbers because of the answers of the 3 Belgian communities.

**S9 - Glucocorticosteroids****All responding States (32)****The substance is prohibited ...**

	<b>... as illegal drugs</b>	<b>... as medical drugs</b>	<b>... as doping substances</b>	<b>TOTAL</b>
A number of substances in this category	0	3	1	4
All substances in this category that are covered by the prohibited list	0	4	12.33	16.33
All possible substances in this category	0	3.33	4	7.33
<b>TOTAL</b>	0	10.33	17.33	27.67

These results may not be always whole numbers because of the answers of the 3 Belgian communities.

**States parties to the convention (31)****The substance is prohibited ...**

	<b>... as illegal drugs</b>	<b>... as medical drugs</b>	<b>... as doping substances</b>	<b>TOTAL</b>
A number of substances in this category	0	3	1	4
All substances in this category that are covered by the prohibited list	0	4	11.33	15.33
All possible substances in this category	0	3.33	4	7.33
<b>TOTAL</b>	0	10.33	16.33	26.67

These results may not be always whole numbers because of the answers of the 3 Belgian communities.

**4.1.2 Is the production of a new chemical as a doping agent prosecuted in your country?**

Answer of Netherlands

No

	All responding States (39)		States parties to the convention (38)	
Yes	17	43 %	16	41 %
Yes in some cases (e.g. for some classes)	7	18 %	7	18 %
No	10	26 %	10	26 %
Not available	5	14 %	5	14 %
<b>TOTAL</b>	<b>39</b>	<b>100 %</b>	<b>38</b>	<b>100 %</b>

These results may not be always whole numbers because of the answers of the 3 Belgian communities.

**4.1.3 Is trafficking of such a substance illegal in your country ?**

Answer of Netherlands

Yes

	All responding States (38)		States parties to the convention (37)	
Yes	22	57 %	21	56 %
No	8	21 %	8	22 %
Not available	8	22 %	8	23 %
<b>TOTAL</b>	<b>38</b>	<b>100 %</b>	<b>37</b>	<b>100 %</b>

These results may not be always whole numbers because of the answers of the 3 Belgian communities.

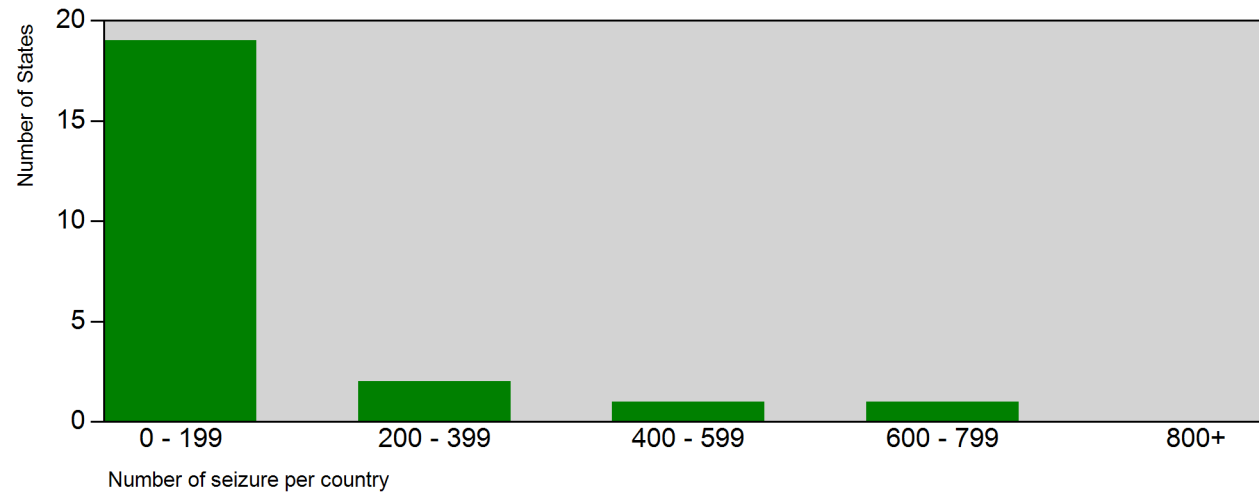


#### 4.1.4 How many seizures of doping substances have been made by your authorities ?

Answer of  
Answer of other states

##### Distribution for all responding States (23)

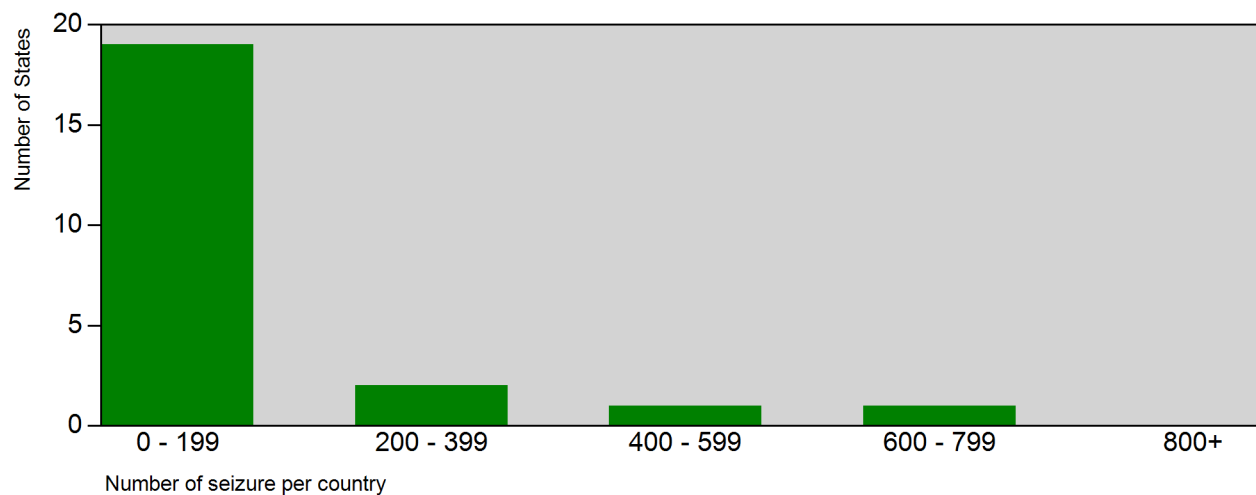
These results may not be always whole numbers because of the answers of the 3 Belgian communities.



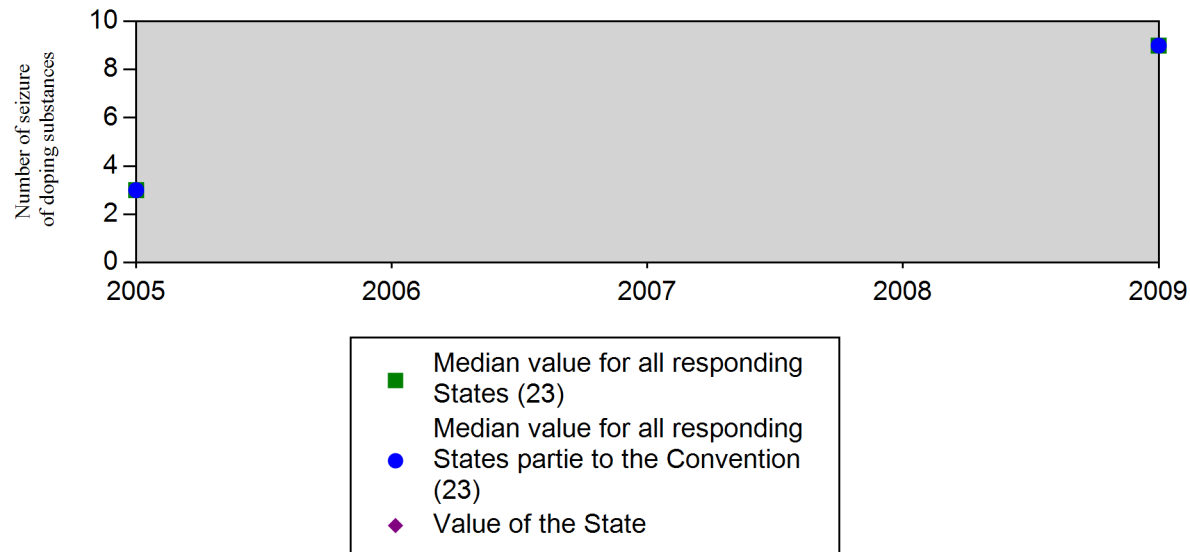
Total :	2,388.33
Average:	103.84
Median:	9
Minimum :	0
Maximum :	788

### Distribution for the States parties to the Convention (23)

These results may not be always whole numbers because of the answers of the 3 Belgian communities.



Total :	2,388.33
Average:	103.84
Median:	9
Minimum :	0
Maximum :	788



	2005	2006	2007	2008	2009
<b>All responding states</b>	3				9
<b>States parties to the convention</b>	3				9
<b>Answer of</b>					

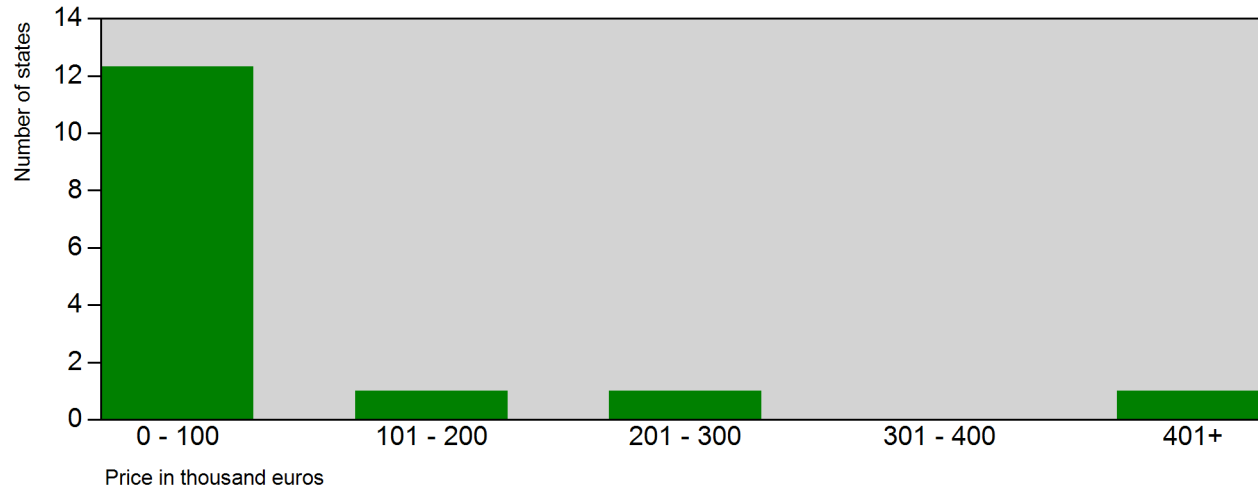
**4.1.5 What is the estimated market price of these seizures refered in 4.1.4 ? (in Euros)**

Answer of

Answer of other states

**Distribution for all responding States (15.33)**

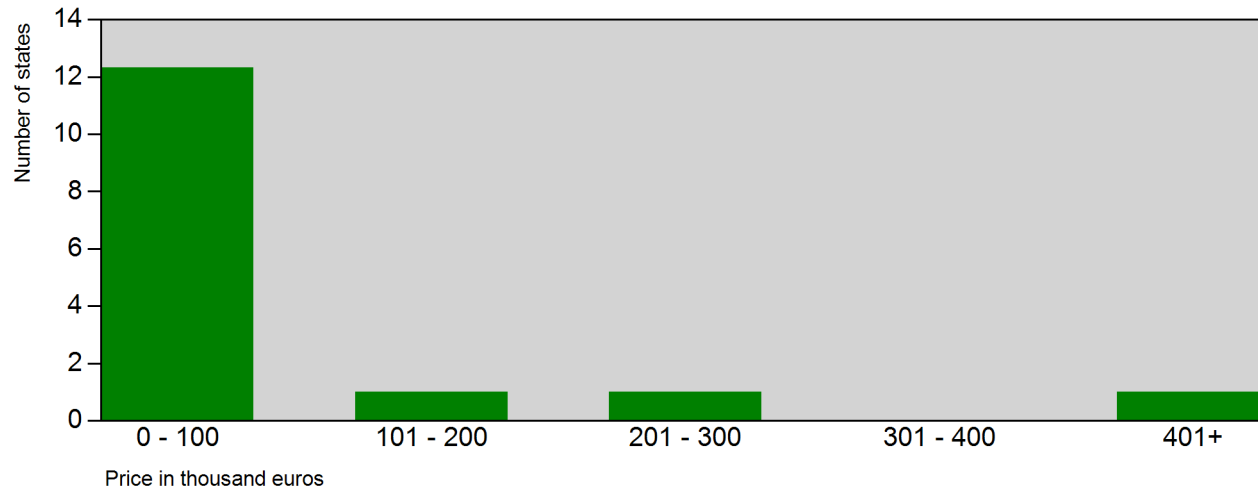
These results may not be always whole numbers because of the answers of the 3 Belgian communities.



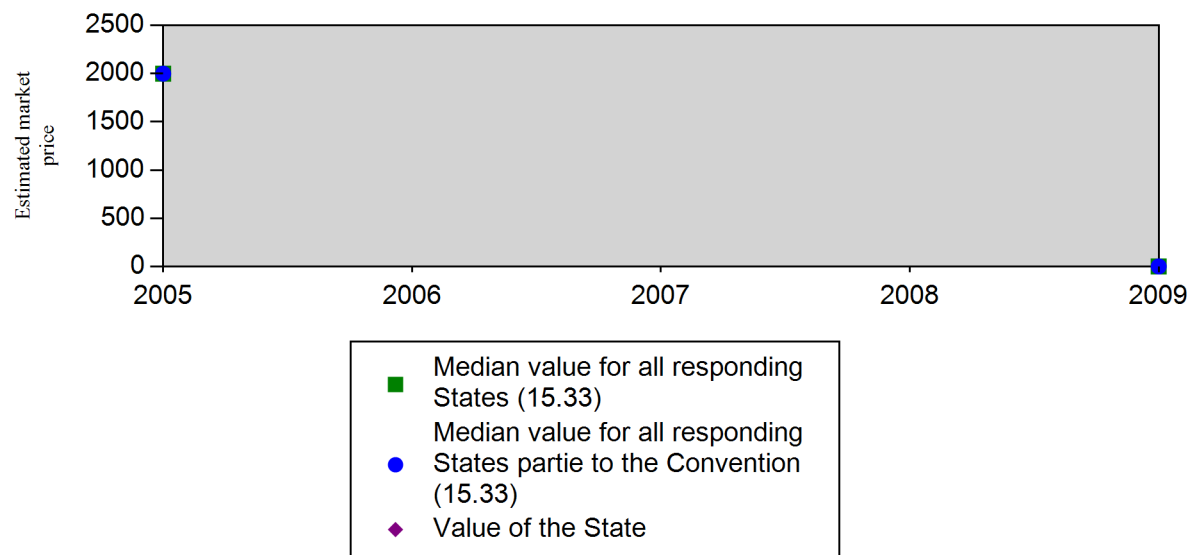
Total : 1,132,000  
 Average: 73,826.09  
 Median: 0  
 Minimum : 0  
 Maximum : 700,000

### Distribution for the States parties to the Convention (15.33)

These results may not be always whole numbers because of the answers of the 3 Belgian communities.



Total :	1,132,000
Average:	73,826.09
Median:	0
Minimum :	0
Maximum :	700,000



	2005	2006	2007	2008	2009
<b>All responding states</b>	2,000				0
<b>States parties to the convention</b>	2,000				0
<b>Answer of</b>					

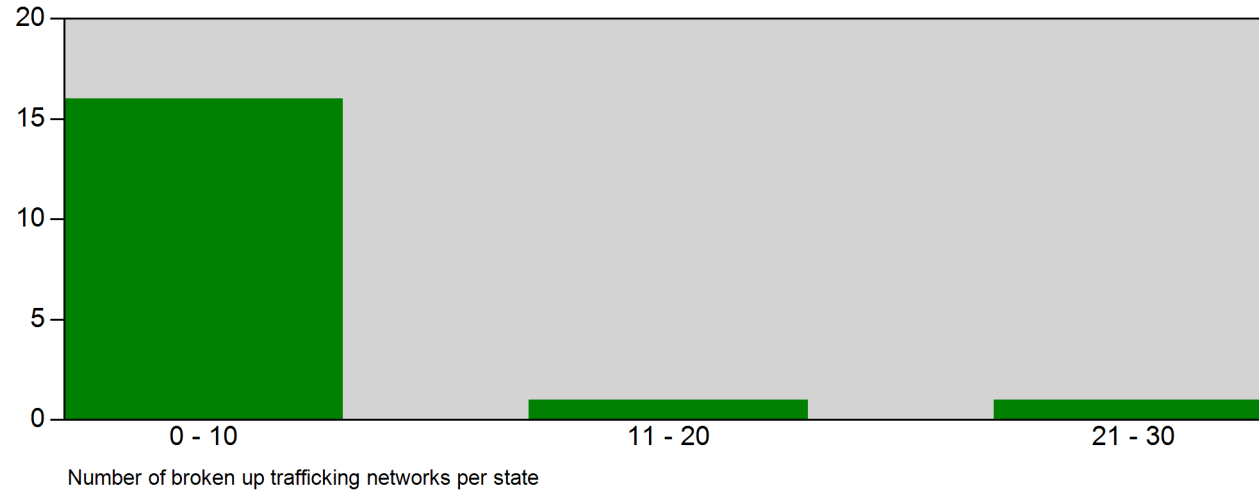
**4.1.6 How many trafficking channels have been dismantled ? (number)**

Answer of

Answer of other states

### Distribution for all responding States (18)

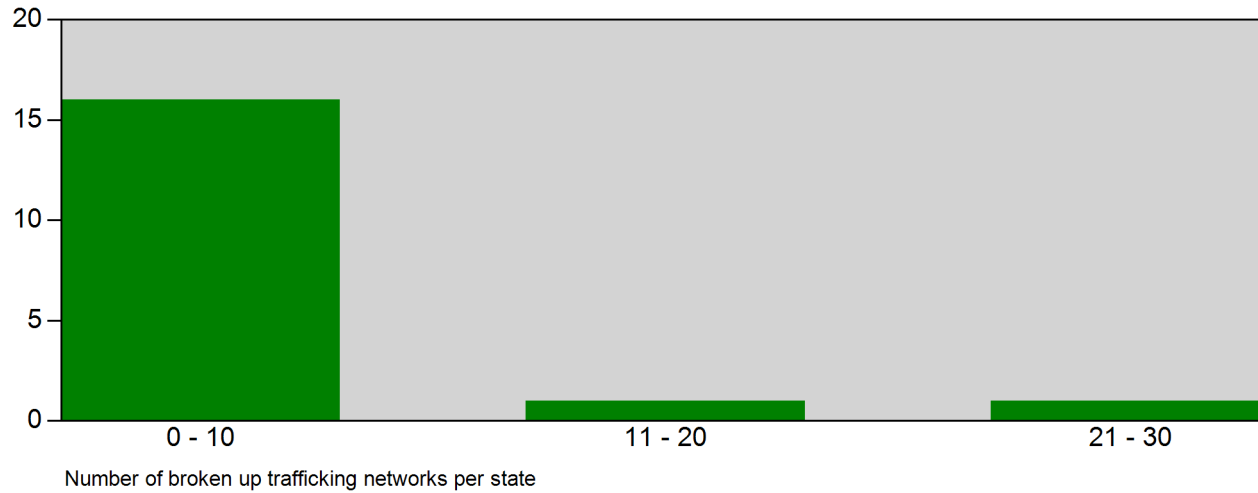
These results may not be always whole numbers because of the answers of the 3 Belgian communities.



Total :	61.33
Average:	3.41
Median:	0
Minimum :	0
Maximum :	25

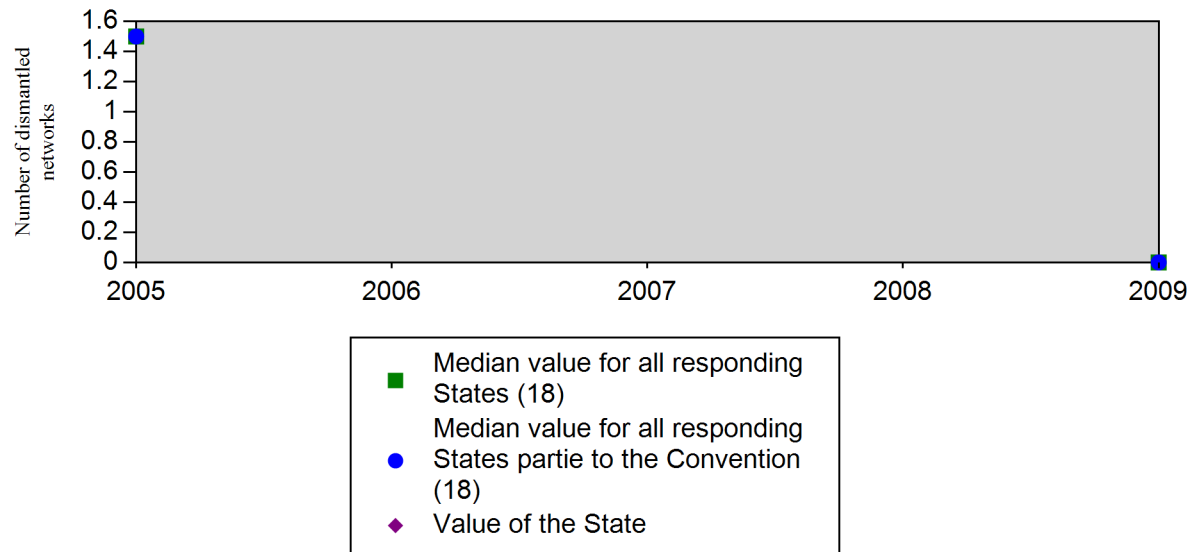
### Distribution for the States parties to the Convention (18)

These results may not be always whole numbers because of the answers of the 3 Belgian communities.



Total :	61.33
Average:	3.41
Median:	0
Minimum :	0
Maximum :	25





	2005	2006	2007	2008	2009
<b>All responding states</b>	1.50				0
<b>States parties to the convention</b>	1.50				0
<b>Answer of</b>					

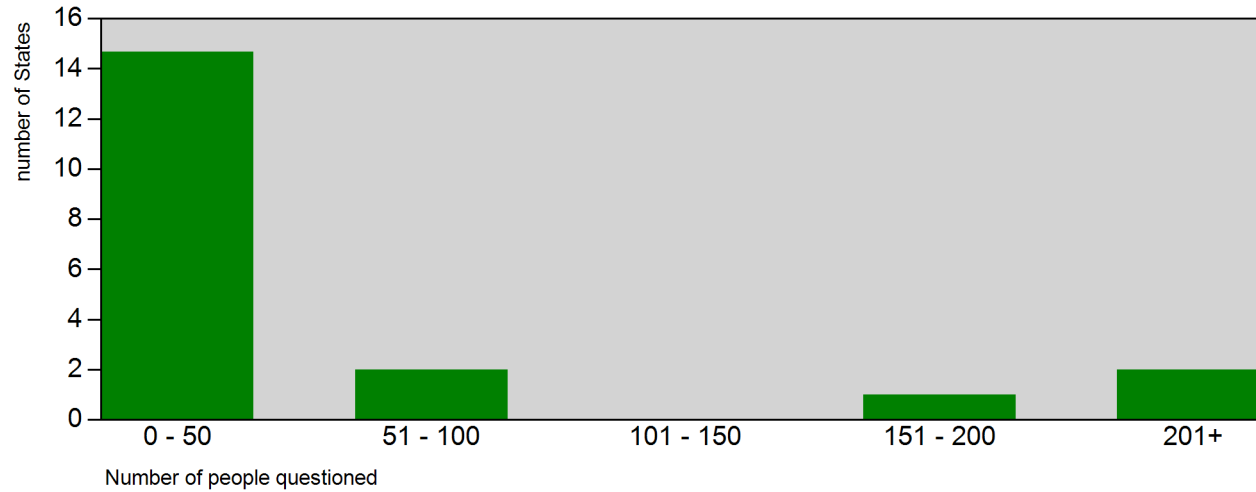
**4.1.7 Estimate how many people have been taken in for questioning in cases related to trafficking of doping substances**

Answer of

Answer of other states

### Distribution for all responding States (19.67)

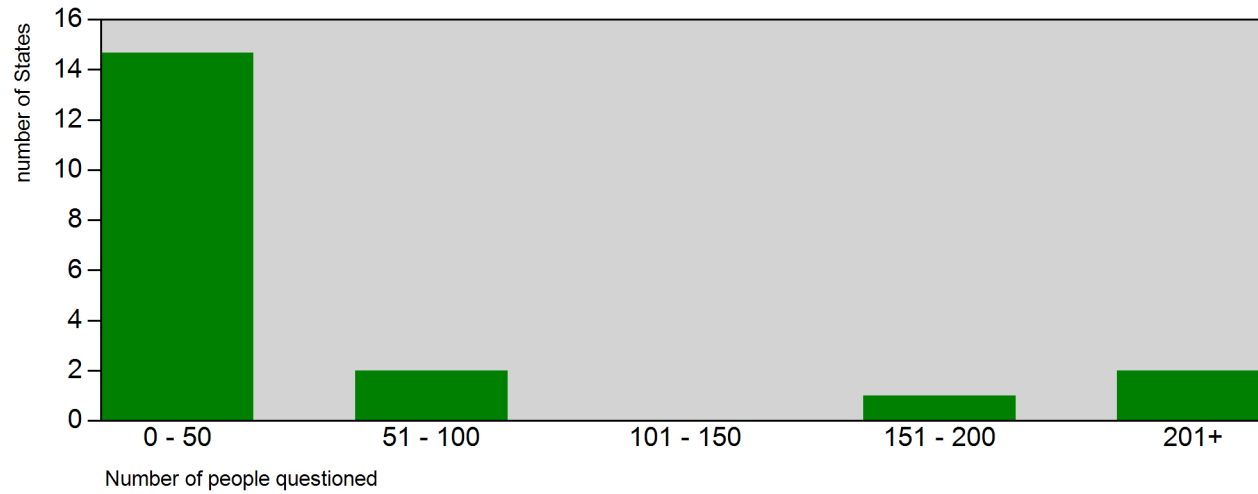
These results may not be always whole numbers because of the answers of the 3 Belgian communities.



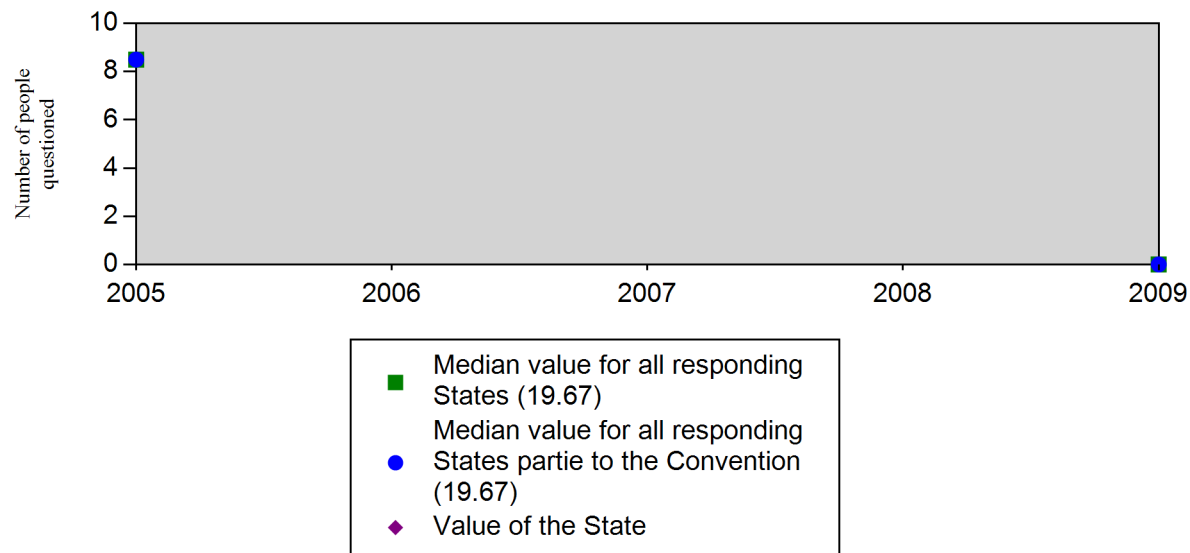
Total :	2,405.67
Average:	122.32
Median:	0
Minimum :	0
Maximum :	1,500

### Distribution for the States parties to the Convention (19.67)

These results may not be always whole numbers because of the answers of the 3 Belgian communities.



Total :	2,405.67
Average:	122.32
Median:	0
Minimum :	0
Maximum :	1,500



	2005	2006	2007	2008	2009
<b>All responding states</b>	8.50				0
<b>States parties to the convention</b>	8.50				0
<b>Answer of</b>					

#### 4.1.8 Which are the 3 most cited countries of origin of the seized products ?

List of the 10 most frequently mentioned States by responding countries as the three most important countries of origin of seized products, sorted in decreasing order of reported number of seizures in the year of reference

Rank	States	Number of seizures mentioned
1	Thailand	7
2	Russian Federation	3
3	Bulgaria	2
4	Greece	2
5	Taiwan	1
6	Serbia	1
7	Slovakia	0
8	Spain	0
9	United Kingdom, Poland and Thailand	0
10	Azerbaijan	0



	<b>2005</b>	<b>2009</b>
<b>Thailand</b>	11 (3)	7 (1)
<b>Russian Federation</b>		3 (2)
<b>Bulgaria</b>	0 (5)	2 (3)
<b>Greece</b>	0 (5)	2 (3)
<b>Serbia</b>		1 (5)
<b>Taiwan</b>	3 (4)	1 (5)
<b>Azerbaijan</b>		0 (7)
<b>China</b>	0 (5)	0 (7)
<b>Czech Republic</b>	15 (1)	0 (7)
<b>Denmark</b>		0 (7)
<b>France</b>		0 (7)
<b>India</b>		0 (7)
<b>Moldova</b>		0 (7)
<b>Netherlands</b>	0 (5)	0 (7)
<b>Pakistan</b>		0 (7)
<b>Poland</b>		0 (7)
<b>Romania</b>	0 (5)	0 (7)
<b>Slovakia</b>		0 (7)
<b>Spain</b>	0 (5)	0 (7)
<b>Ukraine</b>		0 (7)
<b>United States of America</b>	0 (5)	0 (7)
<b>Germany</b>	13 (2)	
<b>"The former Yugoslav Republic of Macedonia"</b>	0 (5)	
<b>Belgium</b>	0 (5)	
<b>Montenegro</b>	0 (5)	

These results may not be always whole numbers because of the answers of the 3 Belgian communities.

#### 4.1.9 Which are the 3 most cited countries/states of destination of seized products ?

Rank	States	Number of seizures mentioned
1	Hungary	1
2	Ireland	0
3	Moldova	0
4	Romania	0
5	Spain	0
6	Switzerland	0
7	Austria	0
8	United Kingdom	0
9	Again, relying on information from Law Enforcement the following list shows the countries and substances seized in 2010.  Pakistan: Testosterone, Sustanon, Stanozolol China: Anabolic Steroids, HGH Thailand: Testosterone, Clenbuterol, Anabolic Steroids, Sustanon Singapore: Anabolic Steroids, Tes	0
10	Destination data not available.	0



	2005	2009
Hungary		1 (1)
Again, relying on information from Law Enforcement the following list shows the countries and substances seized in 2010.  Pakistan: Testosterone, Sustanon, Stanozolol China: Anabolic Steroids, HGH Thailand: Testosterone, Clenbuterol, Anabolic Steroids, Sustanon Singapore: Anabolic Steroids, Tes		0 (2)
Austria		0 (2)
France	72039 (1)	0 (2)
Germany		0 (2)
Ireland	0 (3)	0 (2)
Moldova		0 (2)
Romania		0 (2)
Serbia		0 (2)
Spain		0 (2)
Switzerland	65 (2)	0 (2)
United Kingdom	0 (3)	0 (2)
Belgium	0 (3)	
Denmark	0 (3)	
Norway	0 (3)	
Sweden	0 (3)	

These results may not be always whole numbers because of the answers of the 3 Belgian communities.

**4.1.10 Which 3 substances have been seized the most frequently (in different seizures)?****Ten most frequently seized substances in 2009**

Position	Substance	Number of seizures
1	testosterone. (S1)	525
2	stanozolol (S1)	509.33
3	methandienone (S1)	502
4	dehydroepiandrosterone (DHEA) (S1)	14
5	nandrolone (S1)	14
6	boldenone (S1)	1
7	methyltestosterone (S1)	0
8	cocaine (S6)	0
9	amphetamine (S6)	0
10	Other substances with a similar chemical structure or similar biological effect(s)(except drospirinone, pamabrom and topical dor	0

These results may not be always whole numbers because of the answers of the 3 Belgian communities.

#### 4.1.11 Is access to genetic science technologies or the use of substances produced from genetic science controlled to prevent their use in doping purposes?

Answer of Netherlands

No

	All responding States (41)		States parties to the convention (40)	
Yes	8	20 %	7	18 %
No	12	29 %	12	30 %
Not available	21	51 %	21	53 %
<b>TOTAL</b>	<b>41</b>	<b>100 %</b>	<b>40</b>	<b>100 %</b>

These results may not be always whole numbers because of the answers of the 3 Belgian communities.

#### 4.1.12 Is making banned substances and methods available to minors more severely prosecuted and sanctioned by your standards?

Answer of Netherlands

No

	All responding States (41)		States parties to the convention (40)	
Yes	25	61 %	25	63 %
No	8	20 %	7	18 %
Not available	8	20 %	8	20 %
<b>TOTAL</b>	<b>41</b>	<b>100 %</b>	<b>40</b>	<b>100 %</b>

These results may not be always whole numbers because of the answers of the 3 Belgian communities.

#### 4.1.13 Have any measures been taken to ensure the co-ordination between police services, border control, pharmaceutical inspections and justice in trafficking of doping substances?

Answer of Netherlands

Yes

	All responding States (40)		States parties to the convention (39)	
Yes	25	62 %	25	63 %
No	6	15 %	5	13 %
Not available	9	23 %	9	24 %
<b>TOTAL</b>	<b>40</b>	<b>100 %</b>	<b>39</b>	<b>100 %</b>

These results may not be always whole numbers because of the answers of the 3 Belgian communities.

#### 4.1.14 Use of doping : Do any specific laws exist to control the use of doping substances and methods by sportsmen and women?

Answer of Netherlands

No

	All responding States (41)		States parties to the convention (40)	
Yes	22	54 %	21	53 %
Yes in some cases (e.g. for some classes)	2	5 %	2	5 %
No	14	34 %	14	35 %
Not available	3	7 %	3	8 %
<b>TOTAL</b>	<b>41</b>	<b>100 %</b>	<b>40</b>	<b>100 %</b>

These results may not be always whole numbers because of the answers of the 3 Belgian communities.

**4.1.16 Foreseen legal developments: Do you intend to introduce any new laws or administrative measures in your country to restrict the availability as well as the use in sport of banned doping substances and methods during the next 12 months? (Please refer to R(2000) 16 of the Committee of Ministers)**

Answer of Netherlands

No

	All responding States (40)		States parties to the convention (39)	
Yes	24	60 %	23	59 %
No	10	25 %	10	26 %
Not available	6	15 %	6	15 %
<b>TOTAL</b>	<b>40</b>	<b>100 %</b>	<b>39</b>	<b>100 %</b>

These results may not be always whole numbers because of the answers of the 3 Belgian communities.

## 4.2 Public funding

### 4.2.1 Is it a requirement for sports organisations receiving public funding in your country to apply effective anti-doping regulations?

Answer of Netherlands

Yes

	All responding States (41)		States parties to the convention (40)	
Yes	36	88 %	35	88 %
No	4	10 %	4	10 %
Not available	1	2 %	1	3 %
<b>TOTAL</b>	<b>41</b>	<b>100 %</b>	<b>40</b>	<b>100 %</b>

These results may not be always whole numbers because of the answers of the 3 Belgian communities.

#### 4.2.2 If yes, how is this criterion applied ?

Answer of Netherlands

Yes

	All responding States (35)		States parties to the convention (34)	
<b>Yes</b>	26	73 %	25	73 %
<b>No</b>	9	27 %	9	27 %
<b>TOTAL</b>	<b>35</b>	<b>100 %</b>	<b>34</b>	<b>100 %</b>

These results may not be always whole numbers because of the answers of the 3 Belgian communities.

#### 4.2.3 How does the government assist sports organisations in financing doping controls and analyses?

Answer of Netherlands

Anti-doping controls are carried out directly by the Government or a public-funded agency

	All responding States (39)		States parties to the convention (39)	
<b>Subsidies only for organisations which implement measures</b>	16	41 %	16	41 %
<b>Specialised subsidies for specific anti-doping measures, contracts, etc.</b>	9	24 %	9	24 %
<b>Cost recognition, tax exemptions</b>	3	8 %	3	8 %
<b>Anti-doping controls are carried out directly by the Government or a public-funded agency</b>	27	69 %	27	69 %
<b>TOTAL</b>	<b>55</b>	<b>142 %</b>	<b>55</b>	<b>142 %</b>

These results may be greater than 100% as multiple answers are possible.

These results may not be always whole numbers because of the answers of the 3 Belgian communities.

#### 4.2.4 Does the Government and/or sports organisations suspend subsidies to the athletes suspended following a doping infraction?

##### Government

Answer of Netherlands

Yes

	All responding States (40)		States parties to the convention (40)	
Yes	29	72 %	29	72 %
No	4	11 %	4	11 %
Not available	7	18 %	7	18 %
<b>TOTAL</b>	<b>40</b>	<b>100 %</b>	<b>40</b>	<b>100 %</b>

These results may not be always whole numbers because of the answers of the 3 Belgian communities.

##### Sports organisation

Answer of Netherlands

Yes

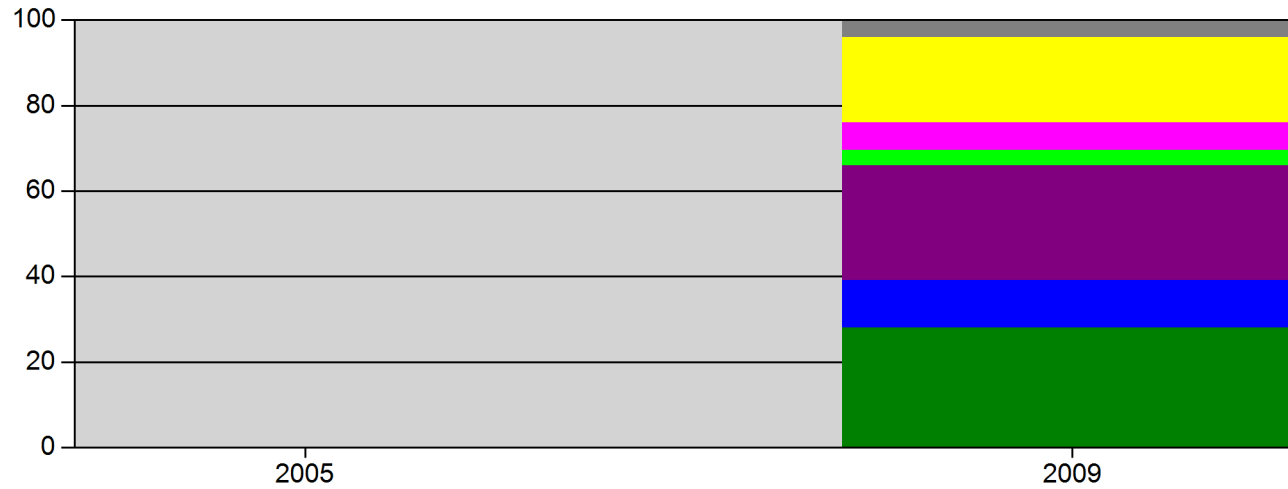
	All responding States (40)		States parties to the convention (40)	
Yes	35	88 %	35	88 %
No	1	3 %	1	3 %
Not available	4	10 %	4	10 %
<b>TOTAL</b>	<b>40</b>	<b>100 %</b>	<b>40</b>	<b>100 %</b>

These results may not be always whole numbers because of the answers of the 3 Belgian communities.

**4.2.5 Please detail the cost of the last year's national anti-doping programme based on the following main headings (all figures converted into Euros).**

**National anti doping programme**

Budgets in Euros



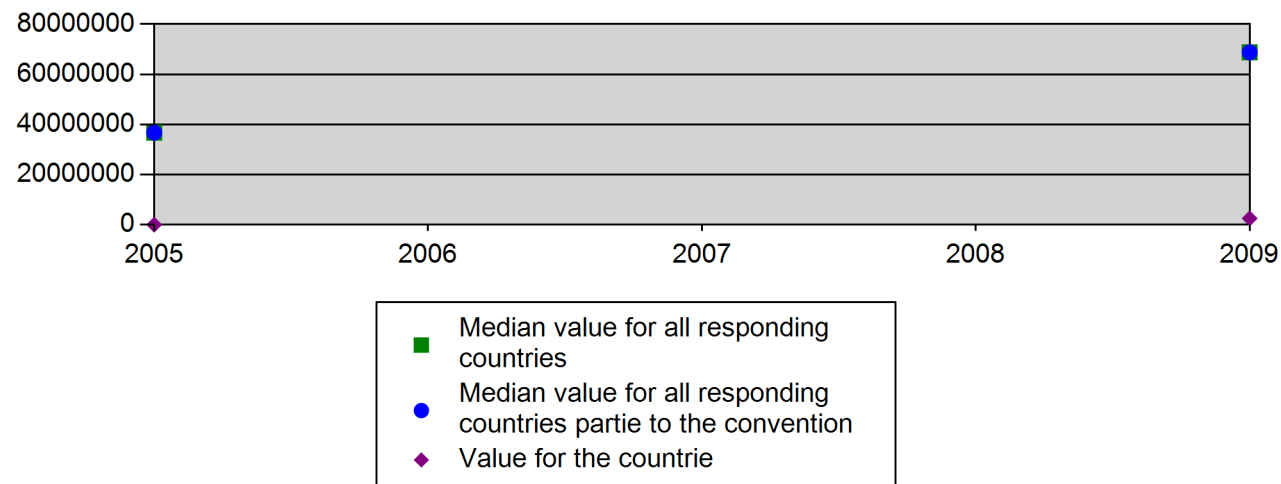
- Other costs
- Administrative/Anti-doping running costs
- Medical supervision
- Legal advice and/or action
- Research
- Education and information
- Laboratory costs or cost of sample analysis (where samples are sent to a laboratory in another country)
- Sample collection

	2005	2009
Sample collection	0	700000



	2005	2009
Laboratory costs or cost of sample analysis (where samples are sent to a laboratory in another country)	0	280000
Education and information	0	670000
Research	0	90000
Legal advice and/or action	0	160000
Medical supervision	0	0
Administrative/Anti-doping running costs	0	500000
Other costs	0	100000
<b>TOTAL</b>	0	2500000

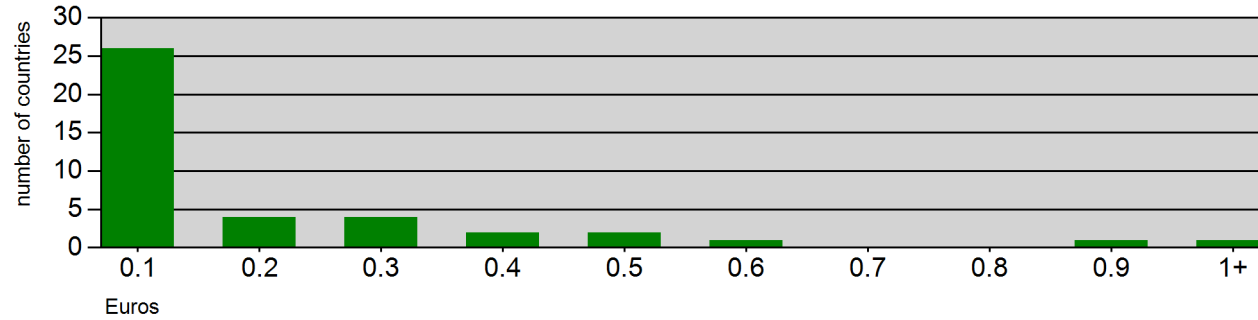
Comparison between the variation of the sum of all budgets of national anti-doping programme and the budget of the national programme over the past five years



### Budget of the national anti-doping programme per inhabitant, in Euro

Answer : 1.20

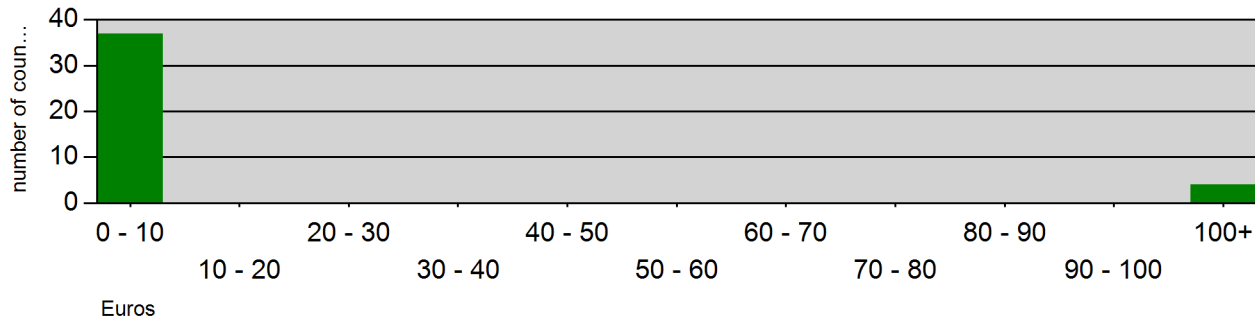
Answer of all responding countries



### Budget of the national anti-doping programme per licenced athlete, in Euro

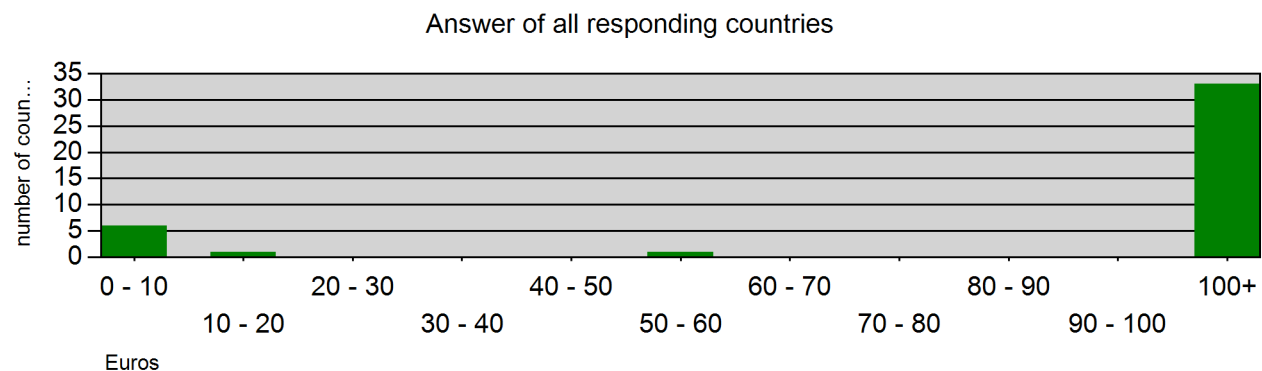
Answer : 4.44

Answer of all responding countries



**Budget of the national anti-doping programme per top level athlete, in Euro**

Answer : 6666.67

**4.3 International co-operation in doping controls****4.3.1 Do you test foreign athletes at the request of other national anti-doping organisations in your country?**

Answer of Netherlands

Yes

	All responding States (41)		States parties to the convention (40)	
<b>Yes</b>	23	56 %	22	55 %
<b>No</b>	16	39 %	16	40 %
<b>Not available</b>	2	5 %	2	5 %
<b>TOTAL</b>	<b>41</b>	<b>100 %</b>	<b>40</b>	<b>100 %</b>

These results may not be always whole numbers because of the answers of the 3 Belgian communities.

Rank	Country	Number of states which have asserted to carry out controls at the request of this country
1	Canada	7
2	Germany	7
3	Switzerland	7
4	United Kingdom	7
5	United States of America	6
6	Norway	6
7	New Zealand	5
8	Finland	5
9	Denmark	4
10	France	3

**All responding states (19.33)**

	Number of controls carried in competition	Number of controls carried out-of-competition
Minimum	0	0
Maximum	125	200
Average	8.90	31.76
Median	0	5.50
Total	172	614

**States parties to the convention (18.33)**

	Number of controls carried in competition	Number of controls carried out-of-competition
Minimum	0	0
Maximum	125	200
Average	9.38	33.38
Median	0	6
Total	172	612

#### 4.3.2 Do other countries control athletes from your country at the request of your anti-doping organisation?

Answer of Netherlands

Yes

	All responding States (41)		States parties to the convention (40)	
<b>Yes</b>	19	46 %	18	45 %
<b>No</b>	19	46 %	19	48 %
<b>Not available</b>	3	7 %	3	8 %
<b>TOTAL</b>	<b>41</b>	<b>100 %</b>	<b>40</b>	<b>100 %</b>

These results may not be always whole numbers because of the answers of the 3 Belgian communities.

Rank	Country	Number of states which have asserted to carry out controls
1	United States of America	12
2	Canada	8
3	France	6
4	Germany	6
5	Australia	6
6	Finland	5
7	New Zealand	4
8	Norway	4
9	Spain	4
10	Sweden	4

**All responding states (18.33)**

	Number of controls carried in competition	Number of controls carried out-of-competition
Minimum	0	0
Maximum	6	185
Average	0.65	33.33
Median	0	11.50
Total	12	611

**States parties to the convention (17.33)**

	Number of controls carried in competition	Number of controls carried out-of-competition
Minimum	0	0
Maximum	6	185
Average	0.69	34.44
Median	0	11
Total	12	597

**4.3.3 Do you test athletes at the request of other international sports federations?**

Answer of Netherlands

Yes

	All responding States (41)		States parties to the convention (40)	
Yes	33	80 %	32	79 %
No	3	8 %	3	8 %
Not available	5	12 %	5	13 %
<b>TOTAL</b>	<b>41</b>	<b>100 %</b>	<b>40</b>	<b>100 %</b>

These results may not be always whole numbers because of the answers of the 3 Belgian communities.

Rank	International Federations	Number of states which have asserted to carry out controls at the request of the NADO of this international federation
1	IAAF, International Association of Athletics Federations	22.67
2	FIE, Internationale Fencing Federation	12.33
3	FINA, International Swimming Federation	12
4	UCI, International Cycling Union	10.33
5	AIBA, International Boxing Association	9.33
6	FISA, International Federation of Rowing Associations	9
7	Other IF (please specify)	9
8	IJF, International Judo Federation	8
9	IRB, International rugby board	8
10	FILA, International Federation of Associated Wrestling Styles	8

### Number of controls carried out at the request of an IF

#### All responding states (33.33)

	Number of controls carried in competition	Number of controls carried out-of-competition
Minimum	0	0
Maximum	1,721	1,000
Average	200.22	69.93
Median	49	14.50
Total	6,674	2,331

#### States parties to the convention (32.33)

	Number of controls carried in competition	Number of controls carried out-of-competition
Minimum	0	0
Maximum	1,721	1,000
Average	205.42	70.42
Median	55.50	14
Total	6,642	2,277

#### 4.3.4 Do you test athletes at the request of WADA?

Answer of Netherlands

Yes

For FIH

	All responding States (41)		States parties to the convention (40)	
Yes	21	51 %	20	50 %
No	15	37 %	15	38 %
Not available	5	12 %	5	13 %
<b>TOTAL</b>	<b>41</b>	<b>100 %</b>	<b>40</b>	<b>100 %</b>

These results may not be always whole numbers because of the answers of the 3 Belgian communities.

#### Number of controls carried out at the request of WADA

##### All responding states (18.67)

	Number of controls carried in competition	Number of controls carried out-of-competition
Minimum	0	0
Maximum	32	143
Average	2.95	33.38
Median	0	16
Total	55	623

##### States parties to the convention (17.67)

	Number of controls carried in competition	Number of controls carried out-of-competition
Minimum	0	0
Maximum	32	143
Average	3.11	32.04
Median	0	10.50
Total	55	566



#### 4.3.5 Do you recognise the results of controls conducted on your athletes without a specific request from you?

Answer of Netherlands

Yes, if the control was initiated by WADA

Yes, if the control was initiated by the athlete's IF

Yes, if the control was initiated by the National Anti-Doping Organisation, signatory of the World Anti-Doping Code, of the country where the athlete is present

	All responding States (39)		States parties to the convention (38)	
Yes, if the control was initiated by WADA	34	86 %	33	86 %
Yes, if the control was initiated by IOC or IPC	34	86 %	33	86 %
Yes, if the control was initiated by the athlete's IF	36	91 %	35	91 %
Yes, if the control was initiated by the National Anti-Doping Organisation, signatory of the World Anti-Doping Code, of the country where the athlete is present	35	90 %	35	92 %
<b>TOTAL</b>	<b>138</b>	<b>354 %</b>	<b>135</b>	<b>355 %</b>

These results may be greater than 100% as multiple answers are possible.

These results may not be always whole numbers because of the answers of the 3 Belgian communities.

#### 4.3.6 How many controls conducted by foreign NADOs on your athletes without a specific request from you did you recognise in the reference year?

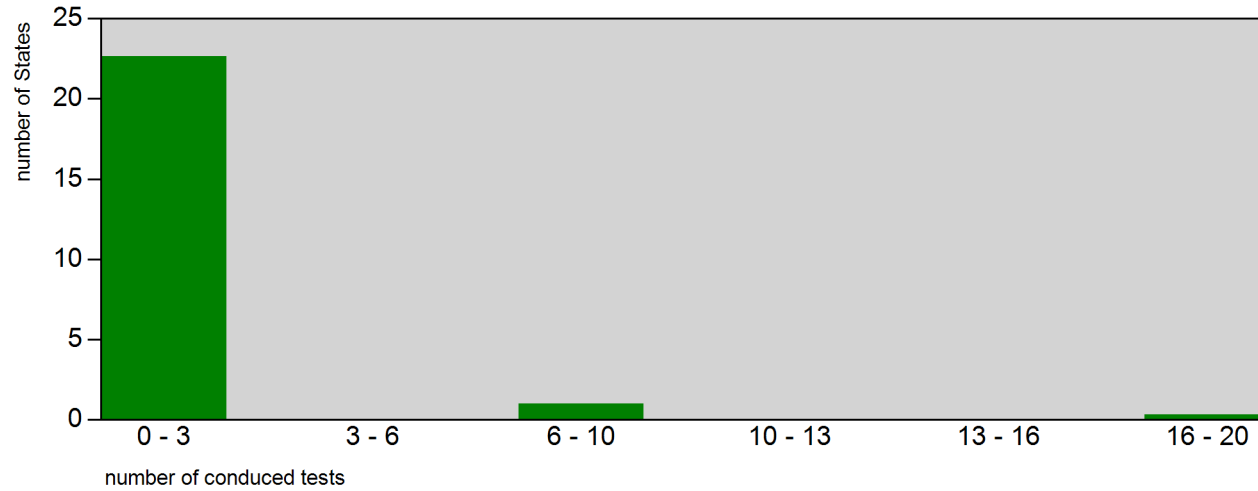
Answer of Netherlands

0

Answer of other states

### Distribution for all responding States which answered that they recognise test initiated by other NADOs (24)

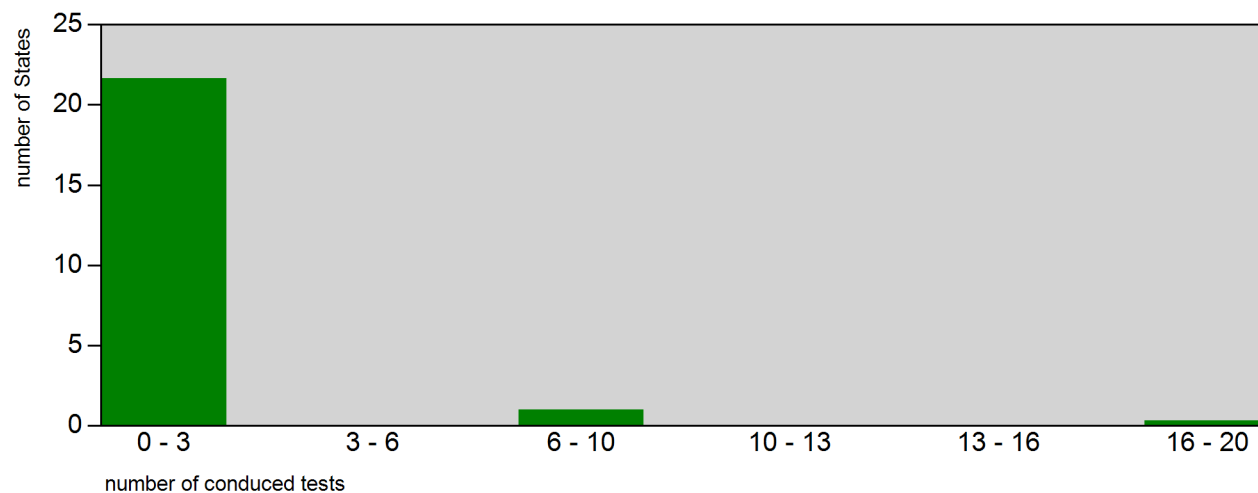
These results may not be always whole numbers because of the answers of the 3 Belgian communities.



Total :	14.67
Average:	0.61
Median:	0
Minimum :	0
Maximum :	8

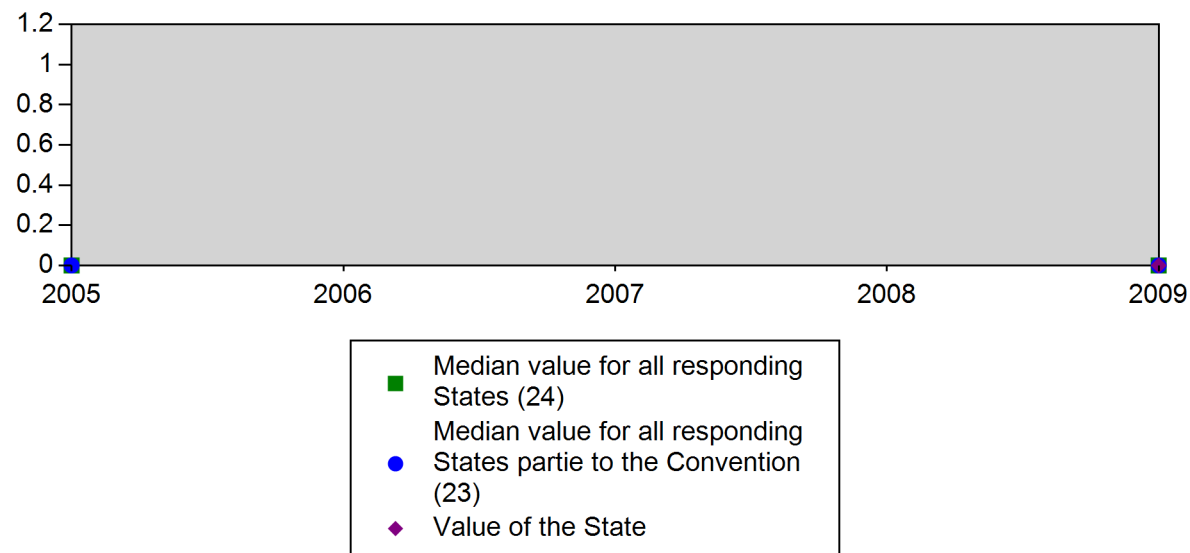
### Distribution for all responding States which answered that they recognise test initiated by other NADOs (23)

These results may not be always whole numbers because of the answers of the 3 Belgian communities.



Total :	14.67
Average:	0.64
Median:	0
Minimum :	0
Maximum :	8

**Evolution of the median number of tests conducted by foreign NADOs over the past five years**



	2005	2006	2007	2008	2009
<b>All responding states</b>	0				0
<b>States parties to the convention</b>	0				0
<b>Answer of Netherlands</b>					0

#### 4.3.7 Do any bilateral agreements exist with other countries on this matter?

##### Ten most mentioned states which have bilateral agreements with other countries

Rank	States	Number of bilateral agreements with other countries
1	United States of America	5
2	Finland	4
3	Norway	4
4	Iceland	3
5	France	3
6	Denmark	3
7	Other Country (please specify)	3
8	Sweden	2
9	Australia	2
10	Lithuania	2

**Ten most frequently mentioned states which have bilateral agreements with other countries, with mention of their number of citations (and rank) in the last years**

	<b>2005</b>	<b>2009</b>
<b>United States of America</b>	4 (2)	5 (1)
<b>Finland</b>	3 (3)	4 (2)
<b>Norway</b>	2 (6)	4 (2)
<b>Denmark</b>	3 (3)	3 (4)
<b>France</b>	1 (9)	3 (4)
<b>Iceland</b>	3 (3)	3 (4)
<b>Other Country (please specify)</b>		3 (4)
<b>Australia</b>	5 (1)	2 (8)
<b>Lithuania</b>	1 (9)	2 (8)
<b>Sweden</b>	2 (6)	2 (8)
<b>China</b>	1 (9)	
<b>Czech Republic</b>	1 (9)	
<b>Estonia</b>	1 (9)	
<b>Switzerland</b>	1 (9)	
<b>United Kingdom</b>	2 (6)	
<b>Greece</b>	1 (9)	

These results may not be always whole numbers because of the answers of the 3 Belgian communities.

#### 4.3.8 Do you recognise sanctions decided by any Signatory of the WADC, consistent with the WADC and included within the Signatory's authority?

Answer of Netherlands

Yes for IOC or IPC

Yes for the athlete's IF

Yes, if the control was initiated by the National Anti-Doping Organisation, signatory of the World Anti-Doping Code, of the country where the athlete is present

	All responding states (39)		States parties to the convention (38)	
Yes for IOC or IPC	38	97 %	37	96 %
Yes for the athlete's IF	37	94 %	36	94 %
Yes, if the control was initiated by the National Anti-Doping Organisation, signatory of the World Anti-Doping Code, of the country where the athlete is present	32	82 %	32	84 %

These results may be greater than 100% as multiple answers are possible.

These results may not be always whole numbers because of the answers of the 3 Belgian communities.

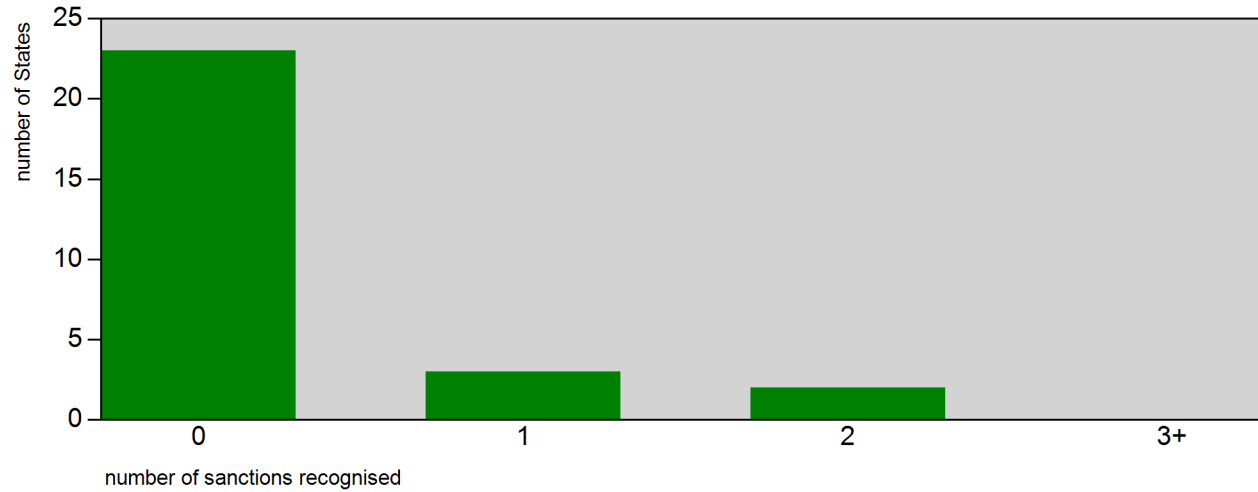
#### 4.3.9 How many sanctions decided by foreign NADOS on your athletes without a specific request from you did you recognise in the reference year?

Answer of

Answer of other states

### Distribution for all responding States (28)

These results may not be always whole numbers because of the answers of the 3 Belgian communities.

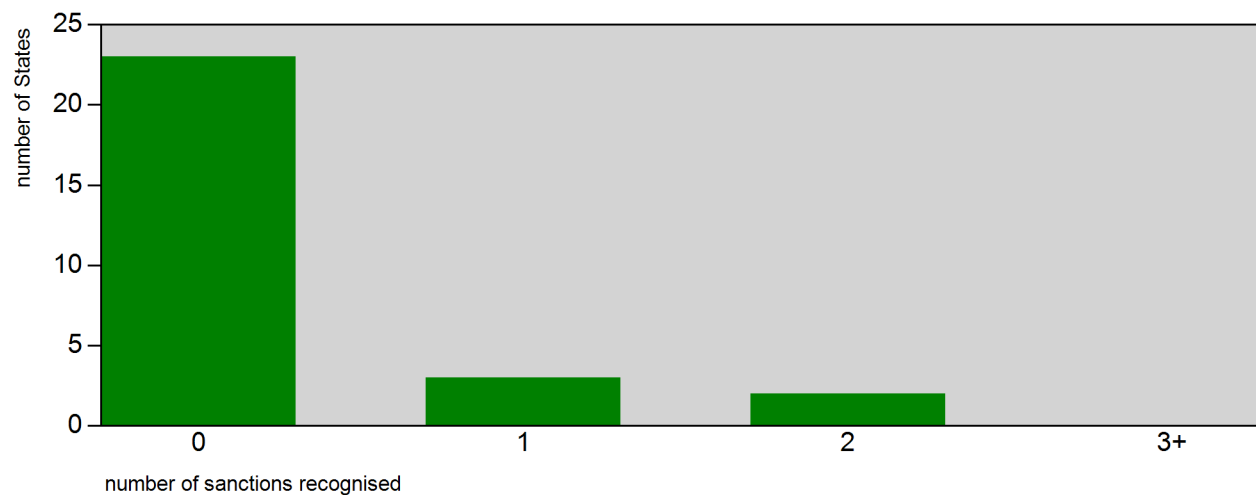


Total :	7
Average:	0.25
Median:	0
Minimum :	0
Maximum :	2



### Distribution for the States parties to the Convention (28)

These results may not be always whole numbers because of the answers of the 3 Belgian communities.



Total :	7
Average:	0.25
Median:	0
Minimum :	0
Maximum :	2

**Evolution of recognised sanctions for States who answered they recognise sanctions decided by foreign NADOs in the year of reference**



- Median value for all responding States (28)
- Median value for all responding States partie to the Convention (28)
- ◆ Value of the State

	2005	2006	2007	2008	2009
<b>All responding states</b>	0				0
<b>States parties to the convention</b>	0				0
<b>Answer of</b>	0				

#### 4.3.10 Do any bilateral agreements exist with International Federations on testing?

Answer of Netherlands

No

	All responding States (39)		States parties to the convention (39)	
<b>Yes</b>	11	29 %	11	29 %
<b>No</b>	25	63 %	25	63 %
<b>Not available</b>	3	8 %	3	8 %
<b>TOTAL</b>	<b>39</b>	<b>100 %</b>	<b>39</b>	<b>100 %</b>

These results may not be always whole numbers because of the answers of the 3 Belgian communities.

Rank	International Federations	Number of states which have asserted to have agreement with IF on testing
1	IAAF, International Association of Athletics Federations	6
2	IHF, International Handball Federation	2
3	IRB, International rugby board	2
4	FIA, Fédération internationale de l'automobilisme	2
5	Other IF (please specify)	2
6	UCI, International Cycling Union	2
7	UEFA, Union of European Football Associations	1.33
8	UIAA, International Mountaineering and Climbing Federation	1
9	UIBBN, International Union for Natural Body Building	1
10	WBF, World Bridge Federation	1

#### 4.3.11 Is your country a member of any multilateral anti-doping agreements?

	Anti-Doping Convention			Additional Protocol			Unesco Convention		
	Contracting Party	Signatory State	Not available	Not available	Contracting Party	Signatory State	Intending to become a Contracting Party	Contracting Party	Not available
Andorra	1			1				1	
Armenia	1				1			1	
Australia		1						1	
Austria		1				1		1	
Belarus		1				1		1	
Belgium - Flemish Community	0.33			0.33				0.33	
Belgium - French Community	0.33			0.33				0.33	
Belgium - German Community	0.33			0.33				0.33	
Bosnia and Herzegovina		1		1				1	
Bulgaria	1				1			1	
Canada		1				1		1	
China		1						1	
Cyprus	1				1			1	
Czech Republic		1				1		1	
Denmark	1				1			1	
Estonia	1				1			1	
Finland	1					1		1	
France		1		1				1	
Georgia		1		1				1	
Germany	1				1			1	
Hungary		1				1		1	
Iceland	1				1			1	

	Anti-Doping Convention			Additional Protocol			Unesco Convention		
	Contracting Party	Signatory State	Not available	Not available	Contracting Party	Signatory State	Intending to become a Contracting Party	Contracting Party	Not available
Ireland		1				1		1	
Latvia	1				1			1	
Liechtenstein		1				1			1
Lithuania		1				1		1	
Luxembourg	1					1		1	
Monaco	1				1			1	
Netherlands	1							1	
Norway	1				1			1	
Poland	1				1			1	
Portugal		1						1	
Romania		1				1		1	
Serbia		1					1	1	
Slovakia		1				1		1	
Slovenia	1					1		1	
Spain	1						1	1	
Sweden	1				1			1	
Switzerland	1				1			1	
Tunisia		1						1	
Turkey	1							1	
United Kingdom			1	1				1	
<b>TOTAL</b>	21	18	1	6	13	13	2	39	1

	Other agreements				
	Copenhagen Declaration	IADA	Nordic Convention	Baltic Agreement	Other ((please list
Andorra	1				
Armenia	1				
Australia	1	1			
Austria	1				
Belgium - German Community	0.33				
Bulgaria	1				
Canada		1			
China	1				
Czech Republic	1				
Denmark	1	1	1		
Estonia	1		1	1	
Finland	1	1	1		
France	1				
Georgia	1				
Germany	1				1
Hungary	1				
Iceland	1		1		
Ireland	1				
Latvia	1			1	
Lithuania	1			1	
Luxembourg	1				
Monaco	1				
Netherlands	1	1			

	Other agreements				
	Copenhagen Declaration	IADA	Nordic Convention	Baltic Agreement	Other ((please list
<b>Norway</b>	1	1	1		
<b>Poland</b>	1				
<b>Russian Federation</b>					1
<b>Serbia</b>	1				
<b>Slovakia</b>	1				
<b>Slovenia</b>	1				
<b>Spain</b>	1				
<b>Sweden</b>	1	1	1		
<b>Switzerland</b>	1				
<b>Tunisia</b>	1				
<b>Turkey</b>	1				
<b>United Kingdom</b>	1	1			
<b>TOTAL</b>	32.33	8	6	3	2

#### 4.3.12 Please indicate the membership (International Federation) of all persons which have been choosed to be controlled in the year of reference, as part of national testing programme ?

##### Ten most mentioned International Federations whose members have been tested

Rank	International Federation	number of tests as part of national testing programme
1	IAAF, International Association of Athletics Federations	7,139
2	UCI, International Cycling Union	5,768
3	FIFA, International Football Federation	4,592
4	IWF, International Weightlifting Federation	3,998
5	FINA, International Swimming Federation	3,339
6	FIBA, International Basketball Federation	2,685
7	IIHF, International Ice Hockey Federation	1,988
8	IHF, International Handball Federation	1,955
9	FIS, International Ski Federation	1,941
10	FILA, International Federation of Associated Wrestling Styles	1,874

#### 4.4 Doping control on the initiative of the public authorities

##### 4.4.1 Do governmental authorities organise doping controls?

Answer of Netherlands

No

	All responding States (41)		States parties to the convention (40)	
Yes	18	44 %	17	43 %
No	23	56 %	23	58 %
<b>TOTAL</b>	<b>41</b>	<b>100 %</b>	<b>40</b>	<b>100 %</b>

These results may not be always whole numbers because of the answers of the 3 Belgian communities.





## Article 5

### 5.1 Laboratories

#### 5.1.1 Is there a doping control laboratory in your country?

Answer of Netherlands

No

	All responding States (41)		States parties to the convention (40)	
Yes	22	54 %	21	53 %
No	19	46 %	19	48 %
<b>TOTAL</b>	<b>41</b>	<b>100 %</b>	<b>40</b>	<b>100 %</b>

These results may not be always whole numbers because of the answers of the 3 Belgian communities.

#### 5.1.2 If yes, please indicate how many?

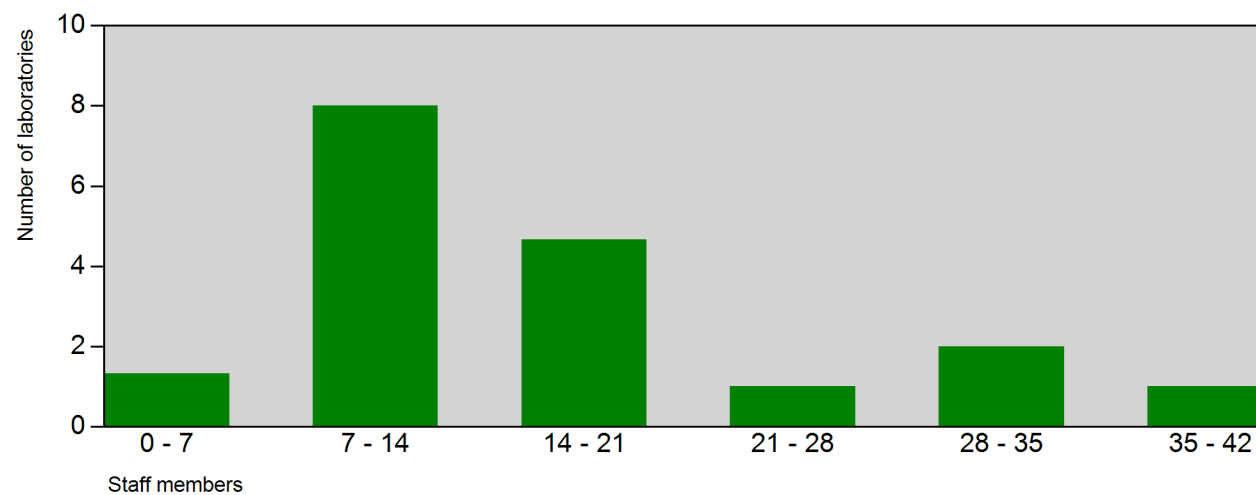
Country	Number of laboratories
Australia	1
Austria	1
Belarus	1
Belgium - Flemish Community	1
Belgium - French Community	1
Belgium - German Community	1
Bulgaria	1
Canada	1
China	1

<b>Country</b>	<b>Number of laboratories</b>
Czech Republic	1
Finland	1
France	1
Norway	1
Poland	1
Portugal	1
Romania	1
Russian Federation	1
Sweden	1
Switzerland	1
Tunisia	1
Turkey	1
United Kingdom	1
Germany	2
Spain	2

### 5.1.3.A.6 How many members of staff work in your national laboratory for anti-doping analysis?

#### Value for all the laboratories from all responding States (18)

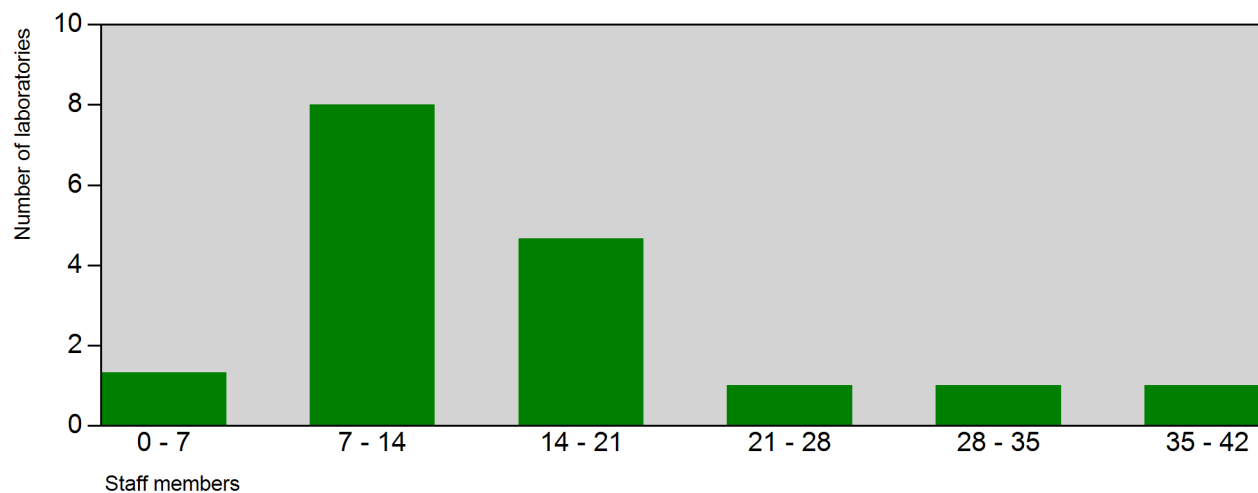
These results may not be always whole numbers because of the answers of the 3 Belgian communities.



Total :	307
Average:	17.06
Median:	14.50
Minimum :	0
Maximum :	42

### Value for the laboratories from States partie to the Convention (17)

These results may not be always whole numbers because of the answers of the 3 Belgian communities.

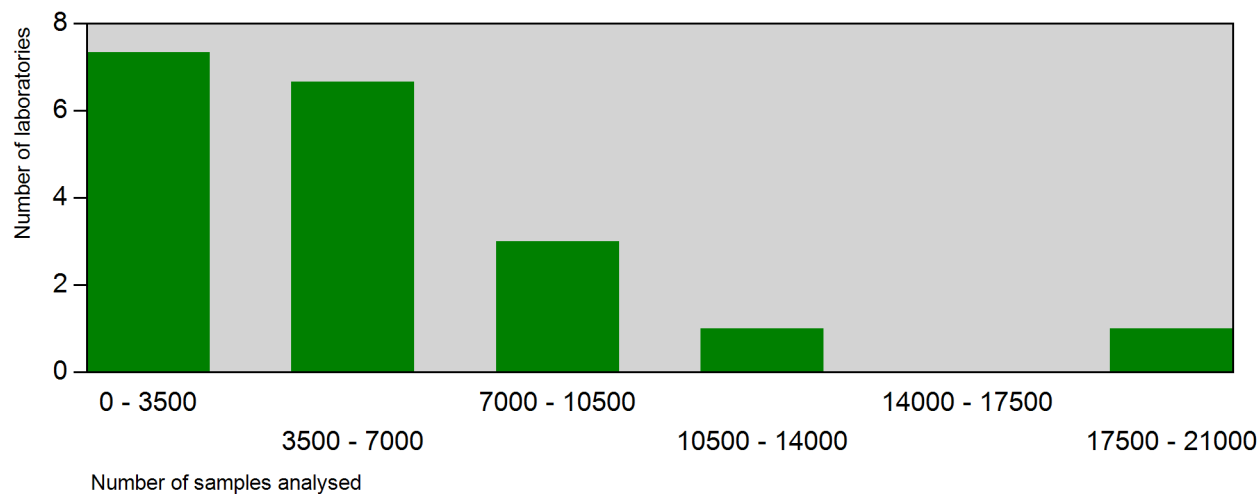


Total : 277  
 Average: 16.29  
 Median: 14  
 Minimum : 0  
 Maximum : 42

### 5.1.3.A.7 How many samples were analysed in the reference year?

#### Distribution for all responding States (19)

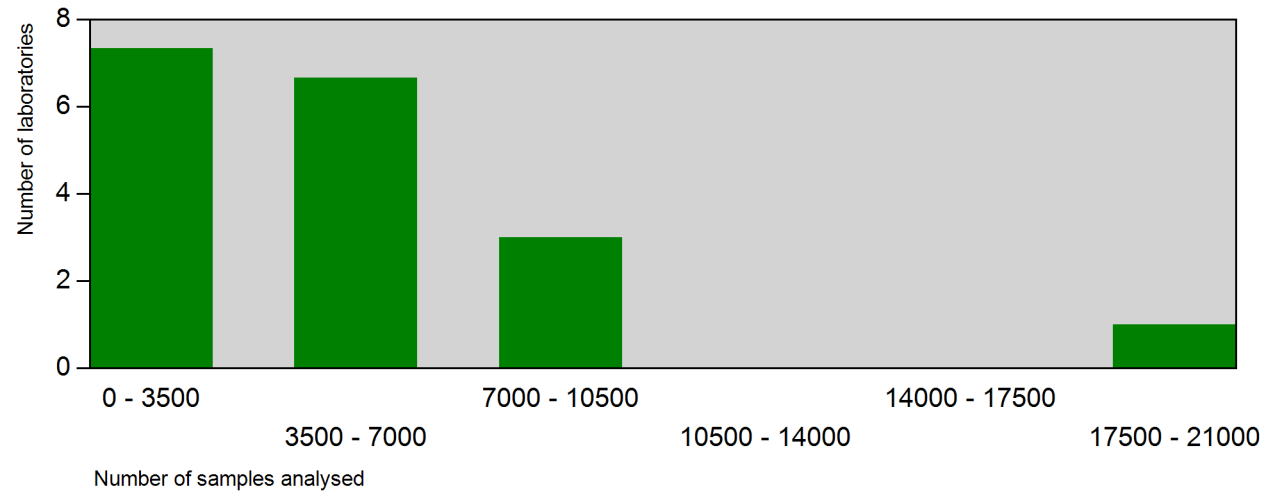
These results may not be always whole numbers because of the answers of the 3 Belgian communities.



Total :	108,672.33
Average:	5,719.60
Median:	4,161
Minimum :	0
Maximum :	20,244

### Distribution for the States parties to the Convention (18)

These results may not be always whole numbers because of the answers of the 3 Belgian communities.



Total :	98,030.33
Average:	5,446.13
Median:	3,995.50
Minimum :	0
Maximum :	20,244

#### 5.1.4 Do the sports organisations and anti-doping organisation within your jurisdiction have access to WADA accredited laboratories for the purpose of anti-doping control analysis?

Answer of Netherlands

Yes, all controls are performed by accredited laboratories

	All responding States (41)		States parties to the convention (40)	
Yes, all controls are performed by accredited laboratories	38	93 %	37	93 %
Yes most controls are performed by accredited laboratories	1	2 %	1	3 %
Only a number of controls are performed by accredited laboratories	1	2 %	1	3 %
No, access to accredited laboratories or funding of the analysis has not been gained yet	1	2 %	1	3 %
<b>TOTAL</b>	<b>41</b>	<b>100 %</b>	<b>40</b>	<b>100 %</b>

These results may be greater than 100% as multiple answers are possible.

These results may not be always whole numbers because of the answers of the 3 Belgian communities.

## 5.2 Research



**5.2.1 Is there any research being conducted in your country related to doping in sport?**

Answer of Netherlands

Yes

	All responding States (41)		States parties to the convention (40)	
<b>Yes</b>	24	58 %	23	57 %
<b>No</b>	13	32 %	13	33 %
<b>Not available</b>	4	11 %	4	11 %
<b>TOTAL</b>	<b>41</b>	<b>100 %</b>	<b>40</b>	<b>100 %</b>

These results may not be always whole numbers because of the answers of the 3 Belgian communities.

## 5.2.2 If yes, what type of research is being conducted in your country?

Answer of Netherlands

Analytical methods

Social/psychological research

Physiological effects of banned substances

	All responding States (24)		States parties to the convention (23)	
Analytical methods	20	83 %	20	87 %
Social/psychological research	15	63 %	15	66 %
Physiological effects of banned substances	10	42 %	9	40 %
Evaluation Research	13	55 %	12	53 %
Research on performance enhancement through physiological and psychological training programmes as alternatives to using doping substances in sports?	7	30 %	7	31 %
Others	2	8 %	2	9 %
<b>TOTAL</b>	<b>67</b>	<b>282 %</b>	<b>65</b>	<b>285 %</b>

These results may be greater than 100% as multiple answers are possible.

These results may not be always whole numbers because of the answers of the 3 Belgian communities.

**Article 6****6.1 Education****6.1.1 Does your country have anti-doping education and information programmes?**

Answer of Netherlands

Yes

	All responding States (41)		States parties to the convention (40)	
Yes	41	100 %	40	100 %
<b>TOTAL</b>	<b>41</b>	<b>100 %</b>	<b>40</b>	<b>100 %</b>

These results may not be always whole numbers because of the answers of the 3 Belgian communities.

**6.1.2 If yes, who is responsible for designing and implementing these programmes?**

Answer of Netherlands

The anti-doping organisation mentioned in question 3.3.1

	All responding states (41)		States parties to the convention (40)	
The anti-doping organisation mentioned in question 3.3.1	39	94 %	38	94 %
Private association or company	3	7 %	3	8 %
State authority	9	23 %	9	23 %

These results may be greater than 100% as multiple answers are possible.

These results may not be always whole numbers because of the answers of the 3 Belgian communities.

### 6.1.3 What type of educational or information materials, activities or programmes are available?

Answer of Netherlands

Seminars, workshops

Printed documents

Audio-visual materials

Posters

Telephone service

Website

Goodies (Advertising material, etc.)

Other

E-mail service

	All responding states (41)		States parties to the convention (40)	
<b>Seminars, workshops</b>	39	95 %	38	95 %
<b>Printed documents</b>	39	95 %	38	95 %
<b>Audio-visual materials</b>	29	72 %	28	71 %
<b>Posters</b>	30	73 %	29	73 %
<b>Telephone service</b>	23	55 %	23	57 %
<b>Website</b>	37	90 %	36	90 %
<b>Goodies (Advertising material, etc.)</b>	25	62 %	24	61 %
<b>Other</b>	9	22 %	8	20 %

These results may be greater than 100% as multiple answers are possible.

These results may not be always whole numbers because of the answers of the 3 Belgian communities.

#### 6.1.4 Which groups were targeted with education and information programmes during last year?

##### Answer of Netherlands

Elite athletes

Young athletes

Recreational athletes

Coaches

Administrators and Officials

Medical Professionals

Pharmacists

Students

Media

Other

Parents; paramedical personnel (physical therapists, etc.)

	All responding states (41)		States parties to the convention (40)	
Elite athletes	40	98 %	39	98 %
Media	21	52 %	21	53 %
Other	7	17 %	6	15 %
Young athletes	40	98 %	39	98 %
Recreational athletes	17	41 %	17	42 %
Coaches	39	94 %	38	94 %
Administrators and Officials	28	69 %	27	68 %
Medical Professionals	36	89 %	35	88 %
Pharmacists	15	37 %	14	35 %
Teachers	22	53 %	22	54 %
Students	28	67 %	28	69 %

These results may be greater than 100% as multiple answers are possible.

These results may not be always whole numbers because of the answers of the 3 Belgian communities.

#### States which answered 'Other' :

Canada  
China  
Finland  
Monaco  
Netherlands  
Serbia  
Tunisia

#### 6.1.5 Do you publish information on medicine either containing prohibited substances or free of prohibited substances?

Country	On paper	On line	Web address
Andorra		X	<a href="http://www.esports.ad/index.php?option=com_content&amp;view=article&amp;id=150&amp;Itemid=63">www.esports.ad/index.php?option=com_content&amp;view=article&amp;id=150&amp;Itemid=63</a>

Country	On paper	On line	Web address
Armenia	X		
Australia	X	X	<a href="http://www.asada.gov.au">www.asada.gov.au</a>
Austria		X	<a href="http://www.nada.at/medikamentenabfrage">http://www.nada.at/medikamentenabfrage</a>
Belarus	X	X	<a href="http://www.nada.by">www.nada.by</a>
Belgium - Flemish Community		X	<a href="http://www.dopinglijn.be">www.dopinglijn.be</a>
Belgium - French Community		X	<a href="http://www.cbip.be">www.cbip.be</a>
Belgium - German Community		X	<a href="http://www.dgsport.be">www.dgsport.be</a>
Bosnia and Herzegovina		X	<a href="http://www.ada.gov.ba">www.ada.gov.ba</a>
Canada		X	Substance Classification Booklet <a href="http://www.cces.ca/files/pdfs/CCES-PUB-SubstanceClassification-E.pdf">http://www.cces.ca/files/pdfs/CCES-PUB-SubstanceClassification-E.pdf</a> (link to current version; for the reference year 2009, a version was also available) Drug Information Database (DID) <a href="http://www.didglobal.com">http://www.didglobal.com</a> - available in 2009 but has since been replaced with Global Drug Resource Online (GlobalDRO) at <a href="http://www.globaldro.com/">http://www.globaldro.com/</a>
China	X		
Cyprus	X	X	<a href="http://www.cyada.org.cy">www.cyada.org.cy</a>
Czech Republic	X	X	<a href="http://www.antidoping.cz">www.antidoping.cz</a> <a href="http://www.antidoping.cz/zakazane_leky.htm">http://www.antidoping.cz/zakazane_leky.htm</a>
Denmark	X	X	<a href="http://www.antidoping.dk">www.antidoping.dk</a>
Estonia		X	<a href="http://www.antidoping.ee">www.antidoping.ee</a>
Finland	X	X	Annual update. Information through e-mail lists, press release.
France		X	<a href="http://afld.fr/vidal.php">http://afld.fr/vidal.php</a>
Germany	X	X	<a href="http://www.nada-bonn.de/medizin/">http://www.nada-bonn.de/medizin/</a> <a href="http://www.nada-bonn.de/nadamed/">http://www.nada-bonn.de/nadamed/</a>
Hungary		X	<a href="http://www.antidopping.hu">www.antidopping.hu</a>
Iceland		X	<a href="http://www.isi.is/pages/lyfjaeftirlit/">http://www.isi.is/pages/lyfjaeftirlit/</a>
Ireland	X	X	<a href="http://www.eirpharm.com">www.eirpharm.com</a>
Latvia		X	<a href="http://www.antidopings.lv/medikamenti">www.antidopings.lv/medikamenti</a>
Liechtenstein		X	<a href="http://www.losv.li">www.losv.li</a> <a href="http://www.antidopin.ch">www.antidopin.ch</a>
Lithuania		X	<a href="http://www.antidopingas.lt">www.antidopingas.lt</a>

Country	On paper	On line	Web address
Luxembourg	X	X	<a href="http://www.alad.lu">www.alad.lu</a>
Netherlands	X	X	<a href="http://www.dopingautoriteit.nl">www.dopingautoriteit.nl</a>
Norway	X	X	<a href="http://www.antidoping.no">www.antidoping.no</a>
Poland		X	<a href="http://www.leki.antydoping.pl">www.leki.antydoping.pl</a>
Portugal	X	X	<a href="http://www.idesporto.pt">www.idesporto.pt</a>
Romania	X	X	On paper: - The List of Prohibited Substances - The Guide with pharmaceutical products allowed in sport for certain diseases - The Mini-Guide with pharmaceutical products allowed in sport for certain diseases - The List of pharmaceutical products containing prohibited substances authorized and commercialized in Romania Online: - The List of Prohibited Substances <a href="http://www.anad.gov.ro/pdf/listainterzisa2009.pdf">http://www.anad.gov.ro/pdf/listainterzisa2009.pdf</a> <a href="http://www.anad.gov.ro">www.anad.gov.ro</a>
Slovakia		X	<a href="http://www.antidoping.sk">www.antidoping.sk</a>
Slovenia	X	X	Register of Registered Drugs in Republic of Slovenia (only in hard copy)
Sweden		X	<a href="http://www.rf.se/Vi-arbetar-med/Antidoping2/Dopinglistor/Roda-listan/">http://www.rf.se/Vi-arbetar-med/Antidoping2/Dopinglistor/Roda-listan/</a>
Switzerland		X	<a href="http://www.antidoping.ch">www.antidoping.ch</a>
Tunisia		X	<a href="http://www.anad.tn/medicaments.php">http://www.anad.tn/medicaments.php</a> Ce lien web du site de l'ANAD ne comporte que les médicaments ayant une AMM et commercialisés en Tunisie.
United Kingdom	X	X	<a href="http://www.globaldro.com">www.globaldro.com</a>



**6.1.6 Does the organisation in charge of the co-ordination or development of the educational and information programme use the 'Model guidelines for core information/education programmes to prevent doping in sport'?**

Answer of Netherlands

No

	All responding States (41)		States parties to the convention (40)	
<b>Yes</b>	24	59 %	24	60 %
<b>No</b>	10	24 %	9	23 %
<b>Not available</b>	7	17 %	7	18 %
<b>TOTAL</b>	<b>41</b>	<b>100 %</b>	<b>40</b>	<b>100 %</b>

These results may not be always whole numbers because of the answers of the 3 Belgian communities.

**Article 7****7.1 Doping Control Programme****7.1.1 Does your country have a national testing programme?**

Answer of Netherlands

Yes

	All responding States (41)		States parties to the convention (40)	
<b>Yes</b>	39	95 %	38	95 %
<b>No</b>	2	5 %	2	5 %
<b>TOTAL</b>	<b>41</b>	<b>100 %</b>	<b>40</b>	<b>100 %</b>

These results may be greater than 100% as multiple answers are possible.

These results may not be always whole numbers because of the answers of the 3 Belgian communities.

**7.1.2 Is your national control programme certified according to relevant ISO quality standard ISO 9001:2000 for the requirements applicable to doping control programmes and related activities specified in: - The World Anti-Doping Code - The International Standard for Testing- The International Standard for Therapeutic Use Exemptions - The Prohibited List ?**

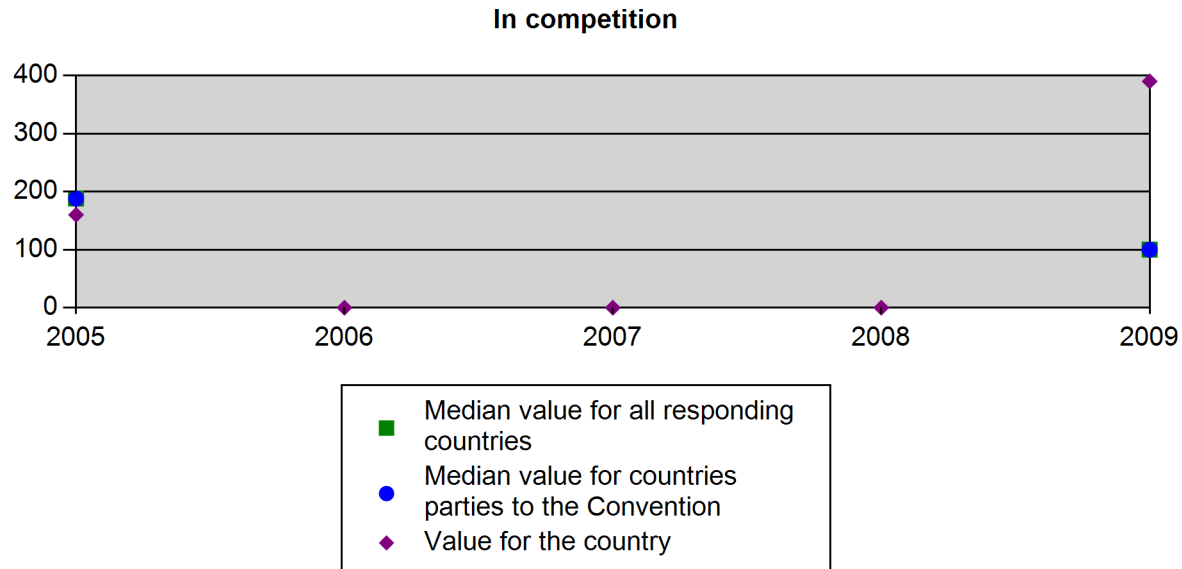
Answer of Netherlands

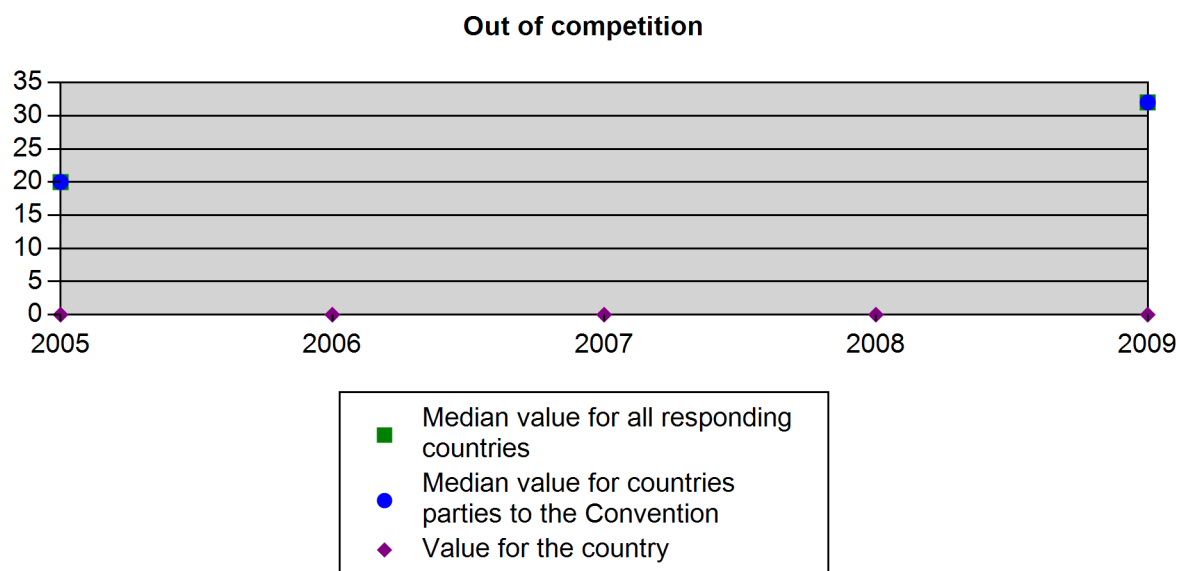
Yes

	All responding States (41)		States parties to the convention (40)	
<b>Yes</b>	27	66 %	26	65 %
<b>No</b>	12	29 %	12	30 %
<b>Not available</b>	2	5 %	2	5 %
<b>TOTAL</b>	<b>41</b>	<b>100 %</b>	<b>40</b>	<b>100 %</b>

These results may not be always whole numbers because of the answers of the 3 Belgian communities.

**7.1.3 How many tests were conducted in your country on both national and foreign athletes, as part of international federations' programmes?**





#### 7.1.4 How many tests were conducted in the reference year as part of your national testing programme, on both national and foreign athletes?

	Number of tests in-competition		Number of tests out of competition		Total number of tests
	national competitions	international competitions	in the country	in other countries	
<b>Andorra</b>	0	8	12	0	20
<b>Armenia</b>	1	61	26	0	88
<b>Australia</b>	2200	400	4000	0	6600
<b>Austria</b>	0	0	945	11	956
<b>Belarus</b>	164	106	387	0	657
<b>Belgium - Flemish Community</b>	1539	250	608	0	2397
<b>Belgium - French Community</b>	1304	0	183	0	1487

<b>Belgium - German Community</b>	20	10	0	0	30
<b>Bulgaria</b>	141	21	150	0	312
<b>Canada</b>	994	648	2209	185	4036
<b>Cyprus</b>	360	0	130	15	505
<b>Czech Republic</b>	1410	0	345	4	1759
<b>Denmark</b>	589	1	1025	50	1665
<b>Estonia</b>	125	0	70	0	195
<b>Finland</b>	902	185	881	26	1994
<b>France</b>	6922	1721	1487	0	10130
<b>Georgia</b>	12	0	0	0	12
<b>Germany</b>	4878	6615	8697	343	20533
<b>Hungary</b>	251	0	649	0	900
<b>Iceland</b>	71	0	57	0	128
<b>Ireland</b>	346	0	0	0	346
<b>Latvia</b>	73	0	93	0	166
<b>Liechtenstein</b>	50	0	0	0	50
<b>Lithuania</b>	6	320	49	0	375
<b>Luxembourg</b>	32	100	50	9	191
<b>Monaco</b>	0	0	8	0	8
<b>Netherlands</b>	1470	385	781	0	2636
<b>Norway</b>	1045	0	1337	0	2382
<b>Poland</b>	1383	0	1261	0	2644
<b>Portugal</b>	2660	0	799	0	3459
<b>Romania</b>	1764	0	1266	0	3030
<b>Russian Federation</b>	6632	0	7868	0	14500
<b>Serbia</b>	76	0	20	0	96


<b>Slovakia</b>	631	0	187	0	818
<b>Slovenia</b>	212	0	59	0	271
<b>Spain</b>	4070	0	2399	0	6469
<b>Sweden</b>	1433	0	2132	12	3577
<b>Switzerland</b>	554	0	865	60	1479
<b>Tunisia</b>	1172	168	360	0	1700
<b>Turkey</b>	766	0	1500	0	2266
<b>United Kingdom</b>	2301	0	3545	70	5916
<b>TOTAL</b>	<b>48559</b>	<b>10999</b>	<b>46440</b>	<b>785</b>	<b>106783</b>

**International competitions - In competition**

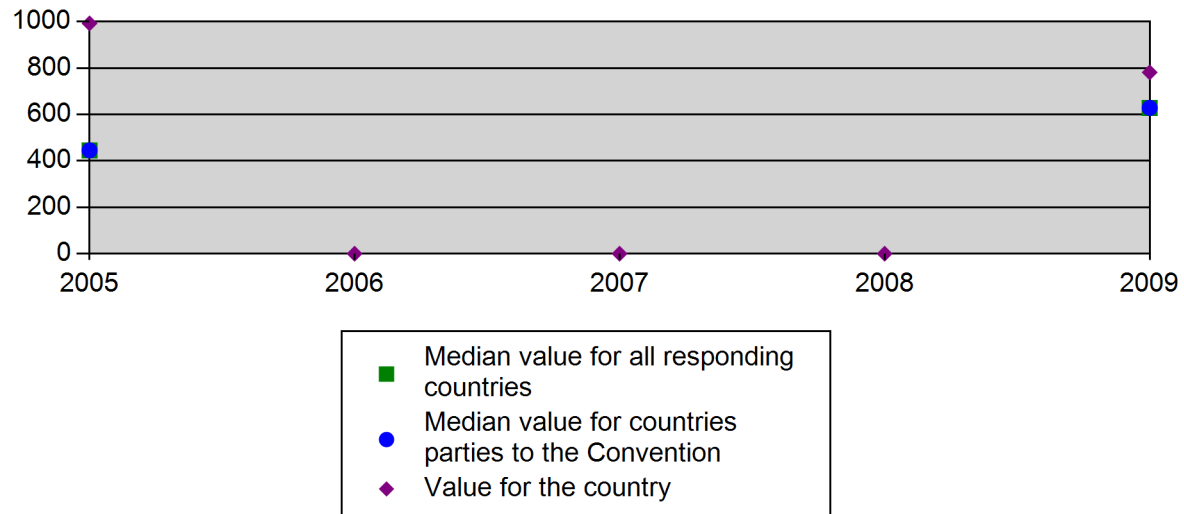


- Median value for all responding countries
- Median value for countries parties to the Convention
- ◆ Value for the country

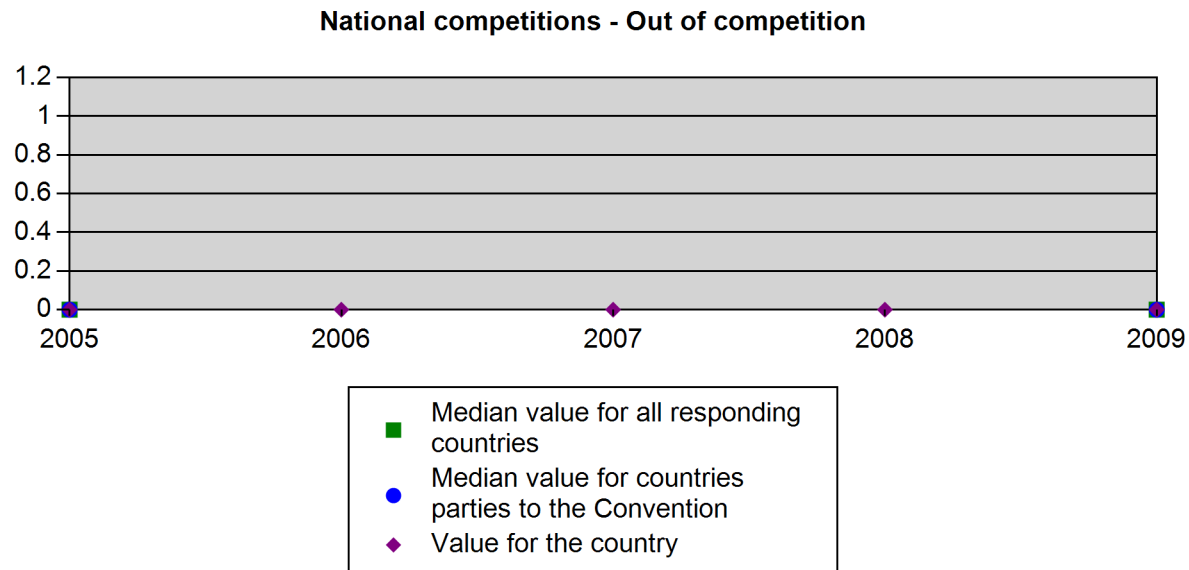
### International competitions - Out of competition



### National competitions - In competition







**7.1.5 Estimate the percentage of doping controls of your national testing programme which have been performed on people who are not 'High level athletes' :**

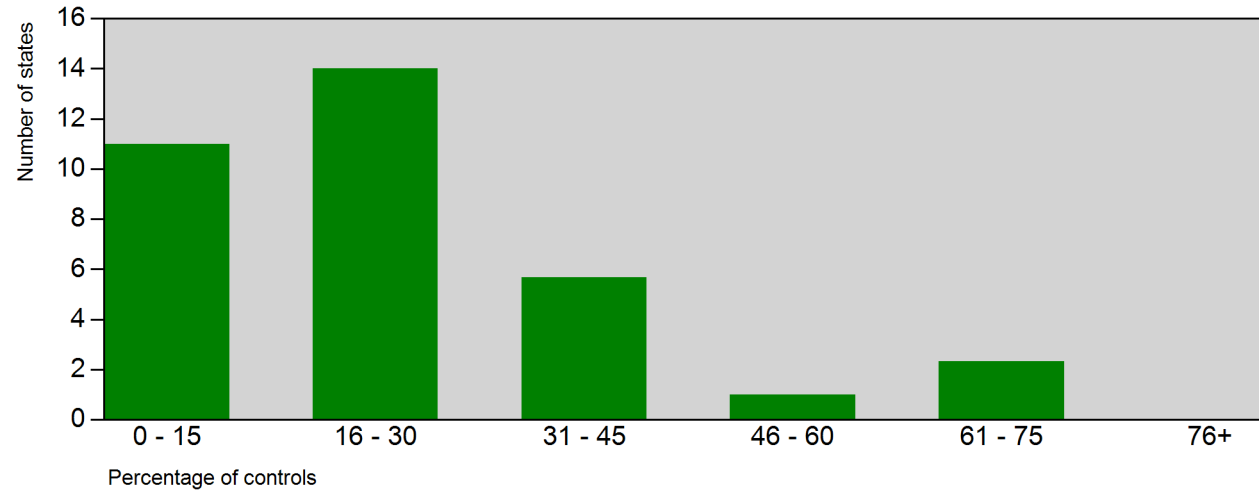
Answer of Netherlands

50

Answer of other states

### Distribution for all responding States (34)

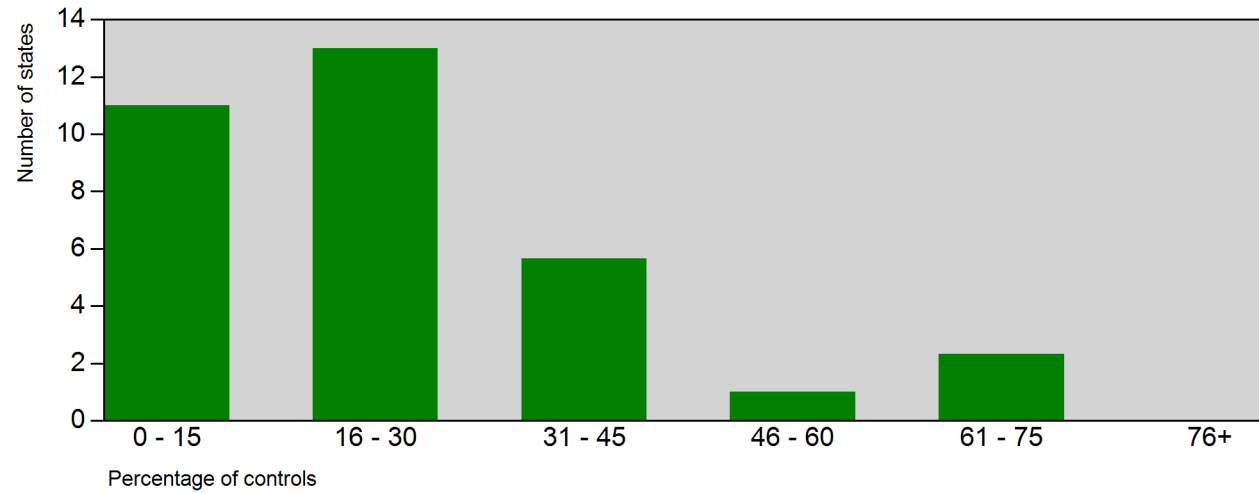
These results may not be always whole numbers because of the answers of the 3 Belgian communities.



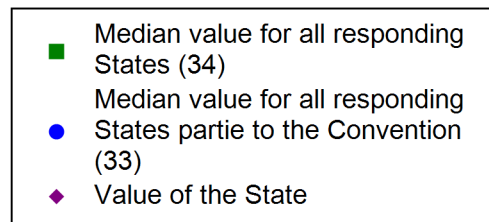
Total :	880.33
Average:	25.89
Median:	25
Minimum :	0
Maximum :	75

### Distribution for the States parties to the Convention (33)

These results may not be always whole numbers because of the answers of the 3 Belgian communities.



Total :	860.33
Average:	26.07
Median:	25
Minimum :	0
Maximum :	75



	2005	2006	2007	2008	2009
<b>All responding states</b>	20				25
<b>States parties to the convention</b>	20				25
<b>Answer of Netherlands</b>	10				50

**Does your national testing programme also include tests on people who are not necessarily members of national federations, e.g. in sport for all competitions, fitness studios, prisons, armed forces, etc.?**

Answer of Netherlands

No

	All responding States (40)		States parties to the convention (39)	
<b>Yes</b>	9	22 %	9	22 %
<b>No</b>	31	78 %	30	78 %
<b>TOTAL</b>	<b>40</b>	<b>100 %</b>	<b>39</b>	<b>100 %</b>

These results may not be always whole numbers because of the answers of the 3 Belgian communities.

**7.1.6 Do you have a system for testing individuals out of competition?**

Answer of Netherlands

Yes

	All responding States (41)		States parties to the convention (40)	
<b>Yes</b>	35	85 %	34	84 %
<b>No</b>	5	13 %	5	13 %
<b>Not available</b>	1	2 %	1	3 %
<b>TOTAL</b>	<b>41</b>	<b>100 %</b>	<b>40</b>	<b>100 %</b>

These results may not be always whole numbers because of the answers of the 3 Belgian communities.

**7.1.7 If yes, how is this system organised?**

Answer of Netherlands

Register of eligible athletes held centrally by  
National Anti-Doping organisation

	All responding States (35)		States parties to the convention (34)	
Register of eligible athletes held centrally by National Anti-Doping organisation	29	83 %	28	82 %
Register of eligible athletes held by each governing body/federation	9	26 %	9	27 %
Other	6	17 %	6	18 %
<b>TOTAL</b>	<b>44</b>	<b>126 %</b>	<b>43</b>	<b>127 %</b>

These results may be greater than 100% as multiple answers are possible.

These results may not be always whole numbers because of the answers of the 3 Belgian communities.

**States which answered 'Other' :**

Denmark  
France  
Liechtenstein  
Norway  
Russian Federation  
Sweden

### 7.1.8 What is the selection procedure?

Answer of Netherlands

Random selection

Targeted selection (e.g. At certain times before competitions or specific priorities)

	All responding States (40)		States parties to the convention (39)	
Random selection	29	73 %	29	74 %
Targeted selection (e.g. At certain times before competitions or specific priorities)	39	98 %	38	97 %
<b>TOTAL</b>	<b>68</b>	<b>170 %</b>	<b>67</b>	<b>172 %</b>

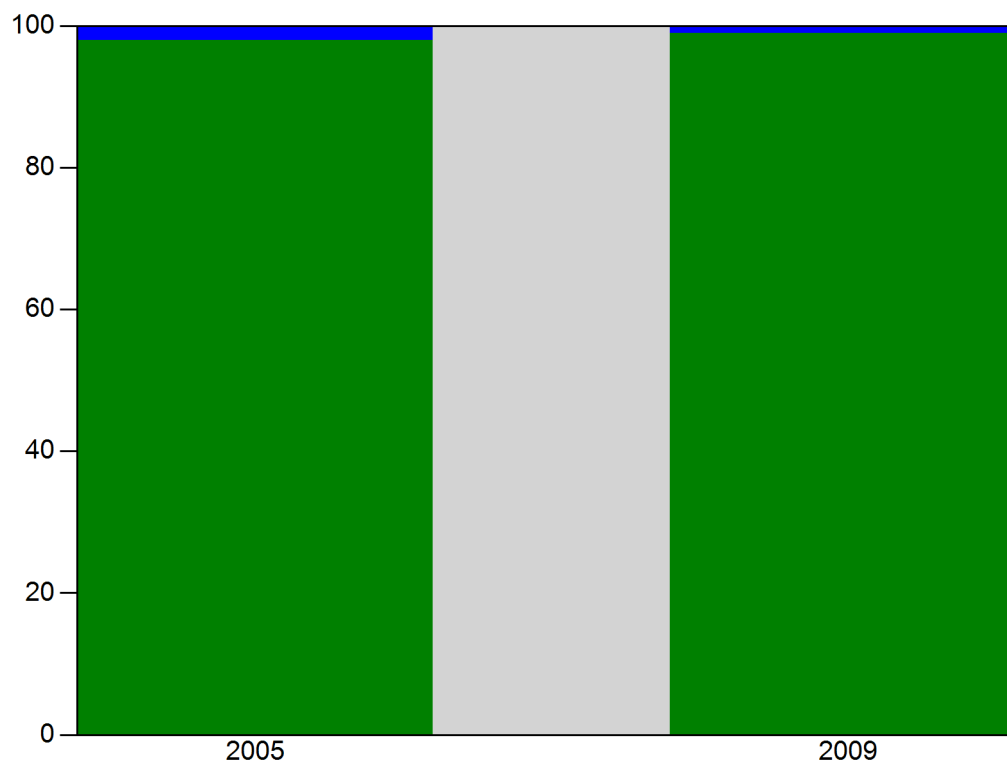
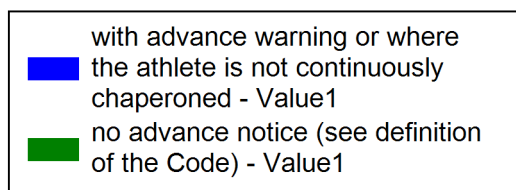
These results may be greater than 100% as multiple answers are possible.

These results may not be always whole numbers because of the answers of the 3 Belgian communities.

### 7.1.9 What is the percentage of notice competitors have for out-of-competition testing?

	Netherlands	All responding states	States parties to the convention
no advance notice (see definition of the Code)	99 %	98.91 %	98.83 %
with advance warning or where the athlete is not continuously chaperoned	1 %	1.09 %	1.17 %

These results may not be always whole numbers because of the answers of the 3 Belgian communities.



	2005	2009
no advance notice (see definition of the Code)	2450000	2475000
with advance warning or where the athlete is not continuously chaperoned	50000	25000

These results may not be always whole numbers because of the answers of the 3 Belgian communities.

**7.1.10 How many controls were ordered as part of your national testing programme but not conducted (refusal, not available for testing) ?**



Country	Convention	Ordered controls	Total conducted		Total non conducted	
Andorra	X	20	20	100,00 %	0	0,00 %
Armenia	X	88	88	100,00 %	0	0,00 %
Australia	X	6643	6600	99,35 %	43	0,65 %
Austria	X	1006	956	95,03 %	50	4,97 %
Belarus	X	658	657	99,85 %	1	0,15 %
Belgium - Flemish Community	X	2428	2397	98,72 %	31	1,28 %
Belgium - French Community	X	1501	1487	99,07 %	14	0,93 %
Belgium - German Community	X	30	30	100,00 %	0	0,00 %
Bulgaria	X	312	312	100,00 %	0	0,00 %
Canada	X	4038	4036	99,95 %	2	0,05 %
Cyprus	X	505	505	100,00 %	0	0,00 %
Czech Republic	X	1775	1759	99,10 %	16	0,90 %
Denmark	X	1712	1665	97,25 %	47	2,75 %
Estonia	X	195	195	100,00 %	0	0,00 %
France	X	10218	10130	99,14 %	88	0,86 %
Germany	X	20933	20533	98,09 %	400	1,91 %
Hungary	X	920	900	97,83 %	20	2,17 %
Iceland	X	133	128	96,24 %	5	3,76 %
Ireland	X	509	346	67,98 %	163	32,02 %
Latvia	X	166	166	100,00 %	0	0,00 %
Liechtenstein	X	53	50	94,34 %	3	5,66 %
Lithuania	X	375	375	100,00 %	0	0,00 %
Luxembourg	X	195	191	97,95 %	4	2,05 %
Netherlands	X	2639	2636	99,89 %	3	0,11 %
Norway	X	2386	2382	99,83 %	4	0,17 %

Country	Convention	Ordered controls	Total conducted		Total non conducted	
Poland	X	2645	2644	99,96 %	1	0,04 %
Portugal	X	3461	3459	99,94 %	2	0,06 %
Romania	X	3034	3030	99,87 %	4	0,13 %
Russian Federation	X	14500	14500	100,00 %	0	0,00 %
Serbia	X	98	96	97,96 %	2	2,04 %
Slovakia	X	855	818	95,67 %	37	4,33 %
Slovenia	X	271	271	100,00 %	0	0,00 %
Spain	X	6471	6469	99,97 %	2	0,03 %
Sweden	X	3590	3577	99,64 %	13	0,36 %
Tunisia	X	1716	1700	99,07 %	16	0,93 %
United Kingdom	X	5917	5916	99,98 %	1	0,02 %

### 7.1.11 Which class of drugs are controlled in competition?

Answer of Netherlands

Anabolic Agents

Peptide hormones, growth factors and related substances

Beta-2 agonists

Hormone antagonists and modulators

Diuretics and other Masking Agents

Stimulants

Narcotics

Cannabinoids

Glucocorticosteroids

	All responding states (39)		States parties to the convention (38)	
<b>Anabolic Agents</b>	39	100 %	38	100 %
<b>Peptide hormones, growth factors and related substances</b>	38	97 %	37	97 %
<b>Beta-2 agonists</b>	39	100 %	38	100 %
<b>Hormone antagonists and modulators</b>	37	95 %	36	95 %
<b>Diuretics and other Masking Agents</b>	39	100 %	38	100 %
<b>Stimulants</b>	37	95 %	36	95 %
<b>Narcotics</b>	37	95 %	36	95 %
<b>Cannabinoids</b>	37	95 %	36	95 %
<b>Glucocorticosteroids</b>	36	92 %	35	92 %

These results may be greater than 100% as multiple answers are possible.

These results may not be always whole numbers because of the answers of the 3 Belgian communities.

### 7.1.12 Which class of drugs are controlled out-of-competition?

Answer of Netherlands

Anabolic Agents

Peptide hormones, growth factors and related substances

Beta-2 agonists

Hormone antagonists and modulators

Diuretics and other Masking Agents

	All responding states (39)		States parties to the convention (38)	
<b>Anabolic Agents</b>	39	100 %	38	100 %
<b>Peptide hormones, growth factors and related substances</b>	38	97 %	37	97 %
<b>Beta-2 agonists</b>	36	92 %	35	92 %
<b>Hormone antagonists and modulators</b>	37	95 %	36	95 %
<b>Diuretics and other Masking Agents</b>	39	100 %	38	100 %
<b>Stimulants</b>	10	26 %	10	27 %
<b>Narcotics</b>	9	24 %	9	25 %
<b>Cannabinoids</b>	8	21 %	8	22 %
<b>Glucocorticosteroids</b>	9	24 %	9	25 %

These results may be greater than 100% as multiple answers are possible.

These results may not be always whole numbers because of the answers of the 3 Belgian communities.

### 7.1.14 Please indicate the membership (International Federation) of all persons who committed a confirmed doping offence.

List of federations in which doping offences have been confirmed by all responding countries (26.67)

Rank	Federations	In competition testing - National
1	FILA, International Federation of Associated Wrestling Styles	63
2	IFBB, International Federation of BodyBuilders	60.33
3	IWF, International Weightlifting Federation	37
4	UCI, International Cycling Union	30.67
5	IPF, International Powerlifting Federation	22.67
6	FIBA, International Basketball Federation	21.33
7	AIBA, International Boxing Association	17.33
8	IRB, International rugby board	17
9	IAAF, International Association of Athletics Federations	15.33
10	FIFA, International Football Federation	13.33
11	FINA, International Swimming Federation	12
12	IIHF, International Ice Hockey Federation	11.33
13	FEI, International Equestrian Federation	11
14	ISSF, International Shooting Sport Federation	8.33
15	NABBA International (National Amateur Body-Builders' Association)	8.00
16	FIG, International Gymnastics Federation	7.33
17	FIH, International Hockey Federation	7.33
18	ICF, International Canoe Federation	7
19	FISU, The International University Sports Federation	7
20	CJFL - Canadian Junior Football League [sport is American Football but this organization is not part of any of the listed IFs]	7
21	FIVB, International Volleyball Federation	7
22	FIA, Fédération internationale de l'automobilisme	6.67
23	FIM, International Motorcycling Federation	6.33
24	WCBS, World Confederation of Billards	6
25	IJF, International Judo Federation	6

Rank	Federations	In competition testing - National
26	WKF, World Karate Federation	5.33
27	ITU, International Triathlon Union	5.33
28	ISAF, International Sailing Federation	5
29	EFAF, European Federation of American Football	5
30	IFAF, International Federation of American Football	5
31	WAKO, World Assoc. of Kickboxing Organ.	4.67
32	FIRS, International Roller Sports Federation	4
33	FIS, International Ski Federation	4
34	IBAF, International Baseball Federation	3.33
35	WBA (World Boxing Assosiation), WBF (World Boxing Federation)	3
36	ITF, International Tennis Federation	3
37	ISBHF International Street and Ball Hockey Federation	3
38	National sport IPC ICSD	3
39	IHF, International Handball Federation	3
40	UIBBN, International Union for Natural Body Building	2.33
41	CCAA - Canadian Colleges Athletic Association [sport is American Football but this organization is not part of any of the listed IFs]	2
42	FISA, International Federation of Rowing Associations	2
43	FIBT, International Bobsleigh and Tobogganing Federation	2
44	UIAA, International Mountaineering and Climbing Federation	2
45	WSF, World Squash Federation	1.67
46	ITTF, The International Table Tennis Federation	1.67
47	FITA, International Archery Federation	1.33
48	IWSF, International Water Ski Federation	1.33
49	IWUF, International Wushu Federation	1

Rank	Federations	In competition testing - National
50	"kampsport" in Norway is a federation that gathers several disciplines such as Taekwondo, karate etc.	1
51	ISU, International Skating Union	1
52	WTF, World Taekwondo Federation	1
53	UIM, Union internationale motonautique	1
54	WPBSA, World Professional Billiards and Snooker	1
55	FMJD, World Draughts Federation	1
56	ICC, International Cricket Council	1
57	IFS, International Sumo Federation	1
58	IFSC, International Federation of Sport Climbing	1
59	IGF, International Golf Federation	1
60	FIE, Internationale Fencing Federation	1
61	FIAS, Federation International Amateur Sambo	1
62	CISM, International Military Sport Council	1
63	CMAS, World Underwater Federation	1
64	shooto	1.00
65	BWF, Badminton World Federation	0.67
66	IFF, International Floorball Federation	0.33
67	World Strongest Men	0.33
68	RLIF, Rugby League International Federation	0.33

These results may not be always whole numbers because of the answers of the 3 Belgian communities.

Rank	Federations	In competition testing - National
1	FIBA, International Basketball Federation	5
2	IPF, International Powerlifting Federation	3
3	IWF, International Weightlifting Federation	3
4	IBAF, International Baseball Federation	2
5	FIH, International Hockey Federation	2
6	FIM, International Motorcycling Federation	1
7	FISA, International Federation of Rowing Associations	1
8	FITA, International Archery Federation	1
9	ICC, International Cricket Council	1
10	FIG, International Gymnastics Federation	1
11	WCBS, World Confederation of Billards	1

These results may not be always whole numbers because of the answers of the 3 Belgian communities.



**Evolution in the past five years for the federations with the most offences**

	2005	2009
FILA, International Federation of Associated Wrestling Styles		63 (1)
IWF, International Weightlifting Federation	32 (3)	37 (2)
IFBB, International Federation of BodyBuilders	19 (7)	60 (3)
UCI, International Cycling Union	38 (1)	31 (5)
AIBA, International Boxing Association		17 (7)
FIBA, International Basketball Federation	18 (10)	21 (7)
IAAF, International Association of Athletics Federations		15 (7)
IPF, International Powerlifting Federation		23 (7)
IRB, International rugby board	24 (6)	
FIFA, International Football Federation	54 (2)	
IIHF, International Ice Hockey Federation	11 (10)	
WCBS, World Confederation of Billards	22 (10)	

These results may not be always whole numbers because of the answers of the 3 Belgian communities.

**List of federations in which doping offences have been confirmed**

Rank	Federations	In competition testing - International
1	IWF, International Weightlifting Federation	7
2	FIBA, International Basketball Federation	5
3	IAAF, International Association of Athletics Federations	4
4	WBA (World Boxing Assosiation), WBF (World Boxing Federation)	4

Rank	Federations	In competition testing - International
5	UCI, International Cycling Union	3
6	IFBB, International Federation of BodyBuilders	3
7	IJF, International Judo Federation	2
8	FILA, International Federation of Associated Wrestling Styles	2
9	FIM, International Motorcycling Federation	2
10	FINA, International Swimming Federation	2
11	FIS, International Ski Federation	2
12	National sport IPC ICSD	2
13	IHF, International Handball Federation	2
14	IDSF, International Dance Sport Federation	2
15	ITU, International Triathlon Union	1
16	IIHF, International Ice Hockey Federation	1
17	FISA, International Federation of Rowing Associations	1
18	FIFA, International Football Federation	1
19	FIG, International Gymnastics Federation	1
20	AIBA, International Boxing Association	1
21	FIAS, Federation International Amateur Sambo	1
22	IPF, International Powerlifting Federation	1
23	ISAF, International Sailing Federation	1
24	ITF, International Tennis Federation	1
25	IFS, International Sumo Federation	1
26	ICF, International Canoe Federation	1
27	ITTF, The International Table Tennis Federation	0.33

These results may not be always whole numbers because of the answers of the 3 Belgian communities.

<b>Rank</b>	<b>Federations</b>	<b>In competition testing - International</b>
1	FIBA, International Basketball Federation	4
2	FINA, International Swimming Federation	2
3	IDSF, International Dance Sport Federation	2

These results may not be always whole numbers because of the answers of the 3 Belgian communities.

**Evolution in the past five years for the federations with the most offences**

	2005	2009
<b>IWF, International Weightlifting Federation</b>	6 (5)	7 (1)
<b>FIBA, International Basketball Federation</b>		5 (2)
<b>WBA (World Boxing Assosiation), WBF (World Boxing Federation)</b>	4 (9)	6 (2)
<b>IAAF, International Association of Athletics Federations</b>	26 (2)	4 (4)
<b>IFBB, International Federation of BodyBuilders</b>		3 (4)
<b>UCI, International Cycling Union</b>	45 (1)	3 (4)
<b>FILA, International Federation of Associated Wrestling Styles</b>		2 (7)
<b>FIM, International Motorcycling Federation</b>		2 (7)
<b>FINA, International Swimming Federation</b>	3 (6)	2 (7)
<b>FIS, International Ski Federation</b>		2 (7)
<b>IDSF, International Dance Sport Federation</b>		2 (7)
<b>IHF, International Handball Federation</b>		2 (7)
<b>IJF, International Judo Federation</b>	3 (6)	2 (7)
<b>ISAF, International Sailing Federation</b>	3 (6)	
<b>IRB, International rugby board</b>	2 (9)	
<b>UIM, Union internationale motonautique</b>	2 (9)	
<b>WTF, World Taekwondo Federation</b>	2 (9)	
<b>ICF1, International Canoe Federation</b>	2 (9)	

These results may not be always whole numbers because of the answers of the 3 Belgian communities.

**List of federations in which doping offences have been confirmed**

Rank	Federations	Out of competition testing
1	IPF, International Powerlifting Federation	20
2	IAAF, International Association of Athletics Federations	15
3	IWF, International Weightlifting Federation	12
4	IFBB, International Federation of BodyBuilders	7
5	FIS, International Ski Federation	5
6	FIBT, International Bobsleigh and Tobogganing Federation	4
7	FILA, International Federation of Associated Wrestling Styles	2
8	FISU, The International University Sports Federation	2
9	AIBA, International Boxing Association	2
10	ICF, International Canoe Federation	1
11	FIM, International Motorcycling Federation	1
12	FIFA, International Football Federation	1
13	Company Sports	1
14	National sport IPC ICSD	1
15	UCI, International Cycling Union	1
16	UEFA, Union of European Football Associations	1
17	UIPM, International Modern Pentathlon Union	1
18	WAKO, World Assoc. of Kickboxing Organ.	1
19	IRB, International rugby board	1
20	ISU, International Skating Union	1
21	ITF, International Tennis Federation	1
22	IAF, International Aikido Federation	0.33

These results may not be always whole numbers because of the answers of the 3 Belgian communities.

Rank	Federations	Out of competition testing
1	ISU, International Skating Union	1

These results may not be always whole numbers because of the answers of the 3 Belgian communities.

#### Evolution in the past five years for the federations with the most offences

	2005	2009
<b>IPF, International Powerlifting Federation</b>	15 (2)	20 (1)
<b>IAAF, International Association of Athletics Federations</b>	11 (3)	15 (2)
<b>IWF, International Weightlifting Federation</b>	19 (5)	12 (3)
<b>FIS, International Ski Federation</b>		5 (5)
<b>IFBB, International Federation of BodyBuilders</b>	16 (1)	7 (6)
<b>FIBT, International Bobsleigh and Tobogganing Federation</b>		4 (7)
<b>AIBA, International Boxing Association</b>		2 (10)
<b>FILA, International Federation of Associated Wrestling Styles</b>		2 (10)
<b>FISU, The International University Sports Federation</b>		2 (10)
<b>FIFA, International Football Federation</b>	14 (3)	
<b>UCI, International Cycling Union</b>	6 (7)	
<b>FIBA, International Basketball Federation</b>	4 (7)	
<b>FINA, International Swimming Federation</b>	7 (5)	

These results may not be always whole numbers because of the answers of the 3 Belgian communities.

**7.1.15 For each Adverse Analytical Finding on 'prohibited substances', which has been reported by the labs as part of your national testing programme, please specify :**

- how many have been confirmed as being Anti-Doping Rule violation
- how many have been confirmed as not being an Anti-Doping Rule violation
- how many are still under investigation (procedure still open)

**For each case, distinguish whether it occurred in-competition or out-of-competition.**

**Answer of Netherlands (35)**

These results may not be always whole numbers because of the answers of the 3 Belgian communities.

	Confirmed as anti-doping rules violation	Confirmed not to be an anti-doping rule violation	TOTAL
Anabolic agents	11 (14,86 %)	31 (41,89 %)	42 (56,76 %)
Peptide hormones, growth factors and related substances	2 (2,70 %)	13 (17,57 %)	15 (20,27 %)
Beta-2 agonists	(0 %)	1 (1,35 %)	1 (1,35 %)
Diuretics and other masking agents	0 (0 %)	2 (2,70 %)	2 (2,70 %)
Stimulants	5 (6,76 %)	1 (1,35 %)	6 (8,11 %)
Cannabinoids	7 (9,46 %)	(0 %)	7 (9,46 %)
Glucocorticosteroids	(0 %)	1 (1,35 %)	1 (1,35 %)
<b>TOTAL</b>	25 (33,78 %)	49 (66,22 %)	74 (100 %)



**Answer of all responding states (35)**

These results may not be always whole numbers because of the answers of the 3 Belgian communities.

	<b>Confirmed as anti-doping rules violation</b>	<b>Confirmed not to be an anti-doping rule violation</b>	<b>Still under investigation</b>	<b>TOTAL</b>
<b>Anabolic agents</b>	292 (22,76 %)	96 (7,48 %)	11 (0,86 %)	399 (31,10 %)
<b>Peptide hormones, growth factors and related substances</b>	13 (1,01 %)	15 (1,17 %)	1 (0,08 %)	29 (2,26 %)
<b>Beta-2 agonists</b>	61 (4,75 %)	81 (6,31 %)	9 (0,70 %)	151 (11,77 %)
<b>Hormone antagonists and modulators</b>	10 (0,78 %)	11 (0,86 %)	0 (0 %)	21 (1,64 %)
<b>Diuretics and other masking agents</b>	91 (7,09 %)	26 (2,03 %)	5 (0,39 %)	122 (9,51 %)
<b>Stimulants</b>	114 (8,89 %)	20 (1,56 %)	3 (0,23 %)	137 (10,68 %)
<b>Narcotics</b>	99 (7,72 %)	2 (0,16 %)	0 (0 %)	101 (7,87 %)
<b>Cannabinoids</b>	213 (16,60 %)	1 (0,08 %)	12 (0,94 %)	226 (17,61 %)
<b>Glucocorticosteroids</b>	36 (2,81 %)	60 (4,68 %)	1 (0,08 %)	97 (7,56 %)
<b>TOTAL</b>	929 (72,41 %)	312 (24,32 %)	42 (3,27 %)	1283 (100 %)

**Answer of the States parties to the convention (35)**

These results may not be always whole numbers because of the answers of the 3 Belgian communities.

	<b>Confirmed as anti-doping rules violation</b>	<b>Confirmed not to be an anti-doping rule violation</b>	<b>Still under investigation</b>	<b>TOTAL</b>
<b>Anabolic agents</b>	292 (22,76 %)	96 (7,48 %)	11 (0,86 %)	399 (31,10 %)
<b>Peptide hormones, growth factors and related substances</b>	13 (1,01 %)	15 (1,17 %)	1 (0,08 %)	29 (2,26 %)
<b>Beta-2 agonists</b>	61 (4,75 %)	81 (6,31 %)	9 (0,70 %)	151 (11,77 %)
<b>Hormone antagonists and modulators</b>	10 (0,78 %)	11 (0,86 %)	0 (0 %)	21 (1,64 %)
<b>Diuretics and other masking agents</b>	91 (7,09 %)	26 (2,03 %)	5 (0,39 %)	122 (9,51 %)
<b>Stimulants</b>	114 (8,89 %)	20 (1,56 %)	3 (0,23 %)	137 (10,68 %)
<b>Narcotics</b>	99 (7,72 %)	2 (0,16 %)	0 (0 %)	101 (7,87 %)
<b>Cannabinoids</b>	213 (16,60 %)	1 (0,08 %)	12 (0,94 %)	226 (17,61 %)
<b>Glucocorticosteroids</b>	36 (2,81 %)	60 (4,68 %)	1 (0,08 %)	97 (7,56 %)
<b>TOTAL</b>	929 (72,41 %)	312 (24,32 %)	42 (3,27 %)	1283 (100 %)

**7.1.16 Does the organisation in charge of the national doping testing programme systematically perform analyses for substances for which a TUE has been granted?**

Answer of Netherlands

Yes

	All responding States (40)		States parties to the convention (39)	
Yes	30	74 %	29	74 %
No	6	16 %	6	16 %
Not available	4	10 %	4	10 %
<b>TOTAL</b>	<b>40</b>	<b>100 %</b>	<b>39</b>	<b>100 %</b>

These results may not be always whole numbers because of the answers of the 3 Belgian communities.

**7.1.17 For each disciplinary procedure opened by your NADO for the use of prohibited methods, please specify :**

- how many have been confirmed as being Anti-Doping Rule violation
- how many have been confirmed as not being an Anti-Doping Rule violation
- how many are still under investigation (procedure still open)

For each case, distinguish whether it occurred in-competition or out-of-competition.

**Answer of Netherlands (23)**

These results may not be always whole numbers because of the answers of the 3 Belgian communities.

	Confirmed as anti-doping rules violation	TOTAL
Chemical and physical manipulation	3 (100 %)	3 (100 %)
<b>TOTAL</b>	<b>3 (100 %)</b>	<b>3 (100 %)</b>

**Answer of all responding states (23)**

These results may not be always whole numbers because of the answers of the 3 Belgian communities.

	Confirmed as anti-doping rules violation	Confirmed not to be an anti-doping rule violation	Still under investigation	TOTAL
Gene Doping	0 (0 %)	0 (0 %)	0 (0 %)	0 (0 %)
Enhancement of oxygen transfer	0 (0 %)	0 (0 %)	1 (20 %)	1 (20 %)
Chemical and physical manipulation	4 (80 %)	0 (0 %)	0 (0 %)	4 (80 %)
<b>TOTAL</b>	4 (80 %)	0 (0 %)	1 (20 %)	5 (100 %)

**Answer of the States parties to the convention (23)**

These results may not be always whole numbers because of the answers of the 3 Belgian communities.

	Confirmed as anti-doping rules violation	Confirmed not to be an anti-doping rule violation	Still under investigation	TOTAL
Gene Doping	0 (0 %)	0 (0 %)	0 (0 %)	0 (0 %)
Enhancement of oxygen transfer	0 (0 %)	0 (0 %)	1 (20 %)	1 (20 %)
Chemical and physical manipulation	4 (80 %)	0 (0 %)	0 (0 %)	4 (80 %)
<b>TOTAL</b>	4 (80 %)	0 (0 %)	1 (20 %)	5 (100 %)

**7.1.18 For each Adverse Analytical Finding on 'substances tested in certain circumstances', which has been reported by the labs as part of your national testing programme, please specify**

- how many have been confirmed as being Anti-Doping Rule violation
- how many have been confirmed as not being an Anti-Doping Rule violation
- how many are still under investigation (procedure still open)

**For each case, distinguish whether it occurred in-competition or out-of-competition.**

#### **Answer of Netherlands (25)**

These results may not be always whole numbers because of the answers of the 3 Belgian communities.

	<b>Confirmed as anti-doping rules violation</b>	<b>TOTAL</b>
<b>Beta-blockers</b>	1 (100 %)	1 (100 %)
<b>TOTAL</b>	1 (100 %)	1 (100 %)

#### **Answer of all responding states (25)**

These results may not be always whole numbers because of the answers of the 3 Belgian communities.

	<b>Confirmed as anti-doping rules violation</b>	<b>Confirmed not to be an anti-doping rule violation</b>	<b>Still under investigation</b>	<b>TOTAL</b>
<b>Alcohol</b>	0 (0 %)	0 (0 %)	0 (0 %)	0 (0 %)
<b>Beta-blockers</b>	11 (73,33 %)	4 (26,67 %)	0 (0 %)	15 (100 %)
<b>TOTAL</b>	11 (73,33 %)	4 (26,67 %)	0 (0 %)	15 (100 %)

**Answer of the States parties to the convention (25)**

These results may not be always whole numbers because of the answers of the 3 Belgian communities.

	Confirmed as anti-doping rules violation	Confirmed not to be an anti-doping rule violation	Still under investigation	TOTAL
<b>Alcohol</b>	0 (0 %)	0 (0 %)	0 (0 %)	0 (0 %)
<b>Beta-blockers</b>	11 (73,33 %)	4 (26,67 %)	0 (0 %)	15 (100 %)
<b>TOTAL</b>	11 (73,33 %)	4 (26,67 %)	0 (0 %)	15 (100 %)

**7.1.19 For each disciplinary procedure opened by your NADO for 'other doping offences', please specify :**

- how many have been confirmed as being Anti-Doping Rule violation
- how many have been confirmed as not being an Anti-Doping Rule violation
- how many are still under investigation (procedure still open)

For each case, distinguish whether it occurred in-competition or out-of-competition.

**Answer of Netherlands (27)**

These results may not be always whole numbers because of the answers of the 3 Belgian communities.

	Confirmed as anti-doping rules violation	TOTAL
<b>Refusal</b>	3 (75 %)	3 (75 %)
<b>Assisting or inciting doping</b>	1 (25 %)	1 (25 %)
<b>TOTAL</b>	4 (100 %)	4 (100 %)

**Answer of all responding states (27)**

These results may not be always whole numbers because of the answers of the 3 Belgian communities.

	Confirmed as anti-doping rules violation	Confirmed not to be an anti-doping rule violation	Still under investigation	TOTAL
<b>Refusal</b>	98 (50 %)	36 (18,37 %)	8 (4,08 %)	142 (72,45 %)
<b>Not available for testing</b>	4 (2,04 %)	20 (10,20 %)	1 (0,51 %)	25 (12,76 %)
<b>Assisting or inciting doping</b>	7 (3,57 %)	2 (1,02 %)	0 (0 %)	9 (4,59 %)
<b>Other infractions</b>	20 (10,20 %)	0 (0 %)	0 (0 %)	20 (10,20 %)
<b>TOTAL</b>	129 (65,82 %)	58 (29,59 %)	9 (4,59 %)	196 (100 %)

**Answer of the States parties to the convention (27)**

These results may not be always whole numbers because of the answers of the 3 Belgian communities.

	Confirmed as anti-doping rules violation	Confirmed not to be an anti-doping rule violation	Still under investigation	TOTAL
<b>Refusal</b>	98 (50 %)	36 (18,37 %)	8 (4,08 %)	142 (72,45 %)
<b>Not available for testing</b>	4 (2,04 %)	20 (10,20 %)	1 (0,51 %)	25 (12,76 %)
<b>Assisting or inciting doping</b>	7 (3,57 %)	2 (1,02 %)	0 (0 %)	9 (4,59 %)
<b>Other infractions</b>	20 (10,20 %)	0 (0 %)	0 (0 %)	20 (10,20 %)
<b>TOTAL</b>	129 (65,82 %)	58 (29,59 %)	9 (4,59 %)	196 (100 %)

**7.2 Doping Control Officers**

### 7.2.1 Are there any Doping Control Officers provided by your national anti-doping organisations to collect samples from competitors? If no, go to question 7.3.1. If yes, go to question 7.2.2

Answer of Netherlands

Yes

	All responding States (41)		States parties to the convention (40)	
Yes	37	90 %	36	90 %
No	2	5 %	2	5 %
Not available	2	5 %	2	5 %
<b>TOTAL</b>	<b>41</b>	<b>100 %</b>	<b>40</b>	<b>100 %</b>

These results may not be always whole numbers because of the answers of the 3 Belgian communities.

### 7.2.2 Who is responsible for providing Doping Control Officers?

Answer of Netherlands

Other

NADO

	All responding States (37)		States parties to the convention (36)	
National sports organisations	3	8 %	2	6 %
Medical Profession	6	15 %	6	16 %
Other	28	77 %	28	79 %
<b>TOTAL</b>	<b>37</b>	<b>100 %</b>	<b>36</b>	<b>100 %</b>

These results may not be always whole numbers because of the answers of the 3 Belgian communities.



**7.2.3 Is there a training system for Doping Control Officers?**

Answer of Netherlands

Yes

	All responding States (37)		States parties to the convention (36)	
<b>Yes</b>	36	96 %	35	96 %
<b>No</b>	1	4 %	1	4 %
<b>TOTAL</b>	<b>37</b>	<b>100 %</b>	<b>36</b>	<b>100 %</b>

These results may not be always whole numbers because of the answers of the 3 Belgian communities.

**7.2.4 If yes, what is the duration of this initial training (number of hours of training)?**

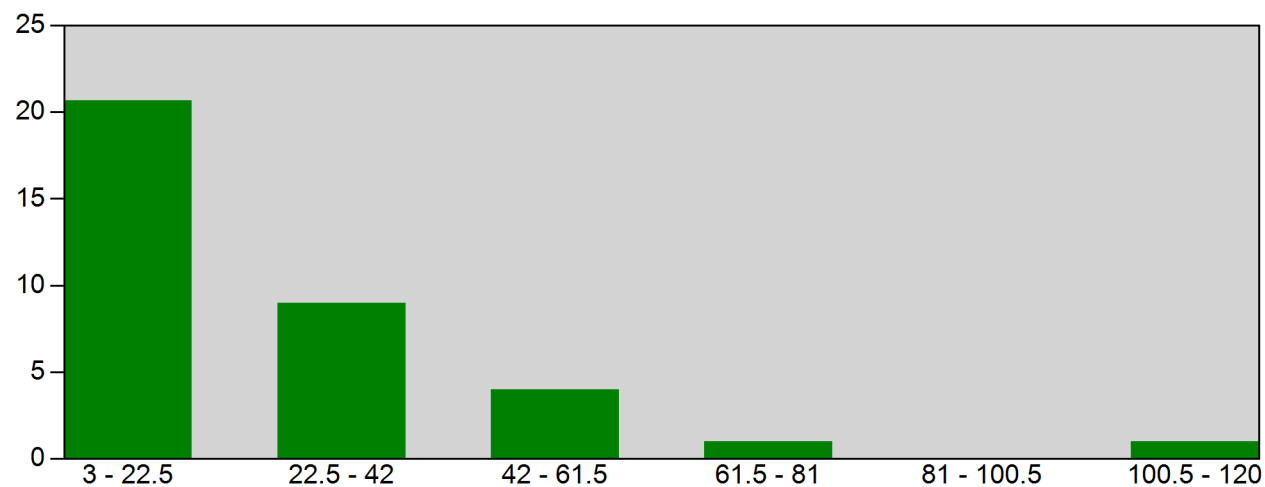
Answer of Netherlands

30

Answer of other states

### Distribution for all responding States (35.67)

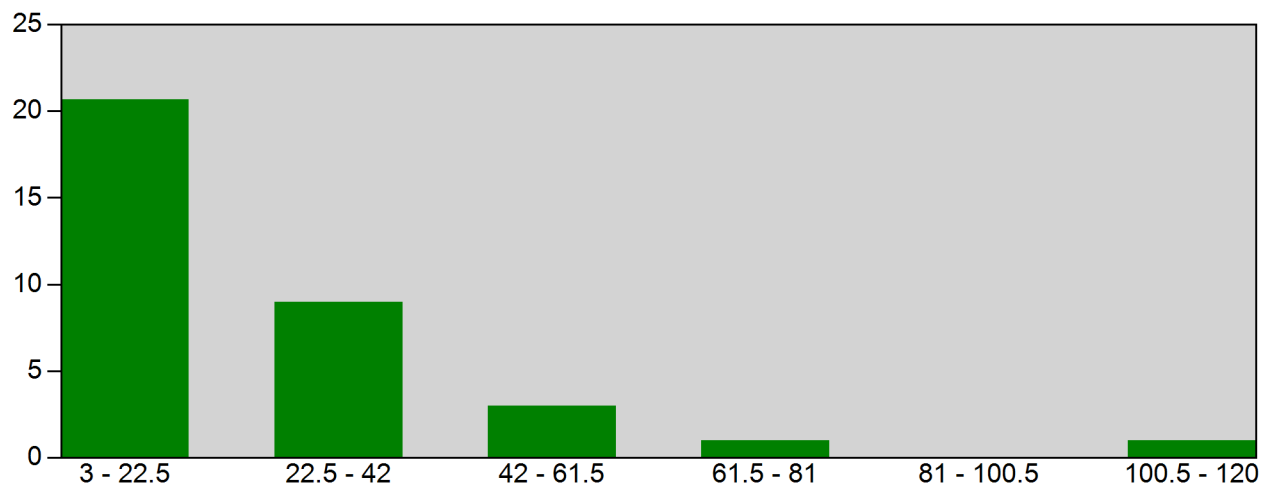
These results may not be always whole numbers because of the answers of the 3 Belgian communities.



Total :	959
Average:	26.89
Median:	20
Minimum :	3
Maximum :	120

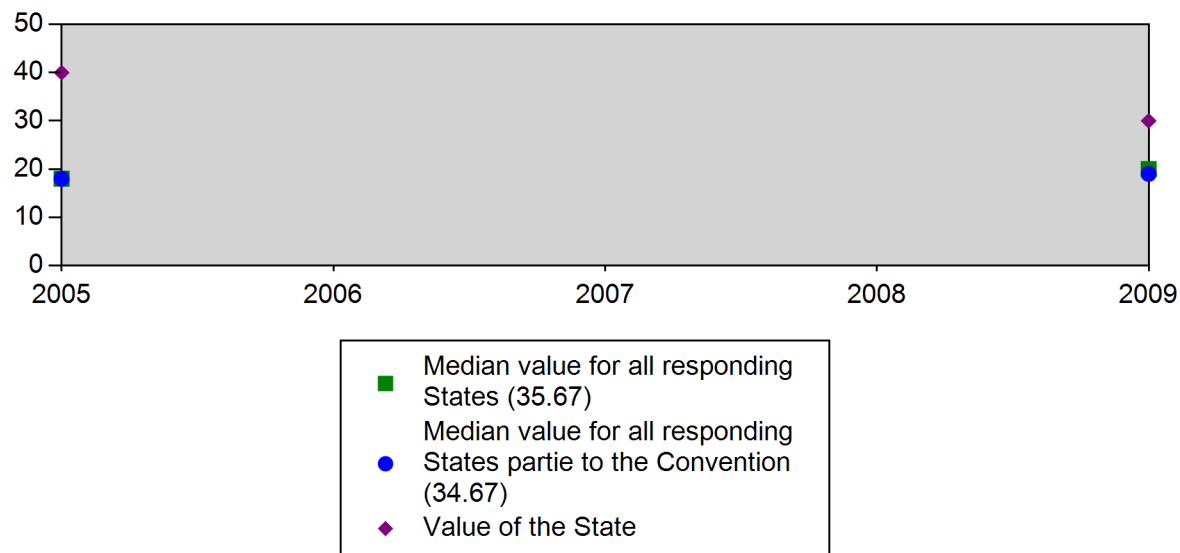
**Distribution for the States parties to the Convention (34.67)**

These results may not be always whole numbers because of the answers of the 3 Belgian communities.



Total :	911
Average:	26.28
Median:	19
Minimum :	3
Maximum :	120

**Evolution of the duration of this initial training over the past five years**



	2005	2006	2007	2008	2009
All responding states	18				20
States parties to the convention	18				19
Answer of Netherlands	40				30

**7.2.5 If yes, please paste a sample programme in this box:**

2 day theoretical training and practical training  
 3 days in field practical training under supervision of a senior dopingcontrol officer  
 Exam, theoretical and practical

## 7.2.6 Is a register of Doping Control Officers maintained?

Answer of Netherlands

Yes

	All responding States (37)		States parties to the convention (36)	
Yes	37	100 %	36	100 %
<b>TOTAL</b>	<b>37</b>	<b>100 %</b>	<b>36</b>	<b>100 %</b>

These results may not be always whole numbers because of the answers of the 3 Belgian communities.

## 7.2.7 If yes, how many Doping Control Officers are registered?

Country	Convention	Number of registered officers	Total number of controls	Average number of controls conducted by registered officers
Andorra	X	3	20	6,67
Armenia	X	6	88	14,67
Australia	X	29	6600	227,59
Austria	X	40	956	23,90
Belarus	X	7	657	93,86
Belgium - Flemish Community	X	23	2397	104,22
Belgium - French Community	X	6	1487	247,83
Belgium - German Community	X	2	30	15
Bulgaria	X	23	312	13,57
Canada	X	65	4036	62,09
China		376		
Cyprus	X	32	505	15,78
Czech Republic	X	49	1759	35,90

Country	Convention	Number of registered officers	Total number of controls	Average number of controls conducted by registered officers
Denmark	X	51	1665	32,65
Estonia	X	12	195	16,25
Finland	X	28	1994	71,21
France	X	483	10130	20,97
Georgia	X	8	12	1,50
Germany	X	110	20533	186,66
Hungary	X	36	900	25
Iceland	X	35	128	3,66
Ireland	X	16	346	21,63
Latvia	X	8	166	20,75
Lithuania	X	8	375	46,88
Luxembourg	X	26	191	7,35
Netherlands	X	32	2636	82,38
Norway	X	44	2382	54,14
Poland	X	43	2644	61,49
Portugal	X	30	3459	115,30
Romania	X	23	3030	131,74
Russian Federation	X	25	14500	580
Serbia	X	57	96	1,68
Slovakia	X	27	818	30,30
Slovenia	X	16	271	16,94
Spain	X	427	6469	15,15
Sweden	X	80	3577	44,71
Switzerland	X	30	1479	49,30

Country	Convention	Number of registered officers	Total number of controls	Average number of controls conducted by registered officers
Turkey	X	400	2266	5,67
United Kingdom	X	114	5916	51,89

**Number of registered officers**

<b>Minimum</b>	2
<b>Maximum</b>	483
<b>Median</b>	30
<b>Total</b>	2 830

**Number of controls conducted by registered officer**

<b>Minimum</b>	1,50
<b>Maximum</b>	580
<b>Median</b>	31,47
<b>Total</b>	2 556,24

**7.2.8 Are Doping Control Officers required to be health professionals?**

Answer of Netherlands

No

	All responding States (37)		States parties to the convention (36)	
<b>Yes</b>	9	24 %	9	25 %
<b>No</b>	28	76 %	27	75 %
<b>TOTAL</b>	<b>37</b>	<b>100 %</b>	<b>36</b>	<b>100 %</b>

These results may not be always whole numbers because of the answers of the 3 Belgian communities.

**7.2.9 Are Doping Control Officers required to be independent of the sports organisation being controlled?**

Answer of Netherlands

Yes

	All responding States (37)		States parties to the convention (36)	
<b>Yes</b>	37	99 %	36	99 %
<b>No</b>	0	1 %	0	1 %
<b>TOTAL</b>	<b>37</b>	<b>100 %</b>	<b>36</b>	<b>100 %</b>

These results may be greater than 100% as multiple answers are possible.

These results may not be always whole numbers because of the answers of the 3 Belgian communities.



### 7.2.10 Which quality insurance certification(s) have been granted to your national anti-doping organisation concerning anti-doping controls?

Answer of Netherlands

Any ISO quality certification (but not necessarily on the standards mentionnes at question 7.1.2)

	All responding States (36)		States parties to the convention (35)	
Quality requirements defined in your legislation	14	38 %	14	39 %
Quality Insurance Certifications managed sports organisations	3	8 %	3	9 %
Educational and informational Quality Insurance Certifications	3	8 %	3	9 %
Any ISO quality certification (but not necessarily on the standards mentionnes at question 7.1.2)	18	50 %	17	49 %
Other	9	26 %	9	27 %
<b>TOTAL</b>	<b>47</b>	<b>131 %</b>	<b>46</b>	<b>131 %</b>

These results may be greater than 100% as multiple answers are possible.

These results may not be always whole numbers because of the answers of the 3 Belgian communities.

#### States which answered 'Other' :

Belgium - German Community  
Bulgaria  
Canada  
Cyprus  
France  
Iceland  
Portugal  
Russian Federation  
Slovenia  
Spain

### 7.3 Result management

### 7.3.1 What is the typical workflow of the result management? (control initiated by an international federation in your country)

#### Netherlands

Laboratory --> International federation --> National federation

Laboratory --> WADA

### 7.3.2 What is the typical workflow of the result management? (control initiated by the NADO)

#### Netherlands

Laboratory --> WADA

Laboratory --> NADO --> National federation

Laboratory --> NADO --> Athlete

Laboratory --> International federation

### 7.3.3 Does the workflow vary according to the IF?

Answer of Netherlands

Yes

	All responding States (41)		States parties to the convention (40)	
<b>Yes</b>	25	61 %	24	60 %
<b>No</b>	12	29 %	12	30 %
<b>Not available</b>	4	10 %	4	10 %
<b>TOTAL</b>	<b>41</b>	<b>100 %</b>	<b>40</b>	<b>100 %</b>

These results may not be always whole numbers because of the answers of the 3 Belgian communities.

### 7.3.4 Are other organisations (e.g. IOC, Ministry) informed?

Answer of Netherlands

No

	All responding States (40)		States parties to the convention (39)	
Yes	16	40 %	15	38 %
No	24	60 %	24	62 %
<b>TOTAL</b>	<b>40</b>	<b>100 %</b>	<b>39</b>	<b>100 %</b>

These results may not be always whole numbers because of the answers of the 3 Belgian communities.

### 7.4 Disciplinary procedure

### 7.4.1 What is the disciplinary body for doping offences in your country (main body responsible for imposing sanctions)?

Answer of Netherlands

National/International sports federations

	All responding States (41)		States parties to the convention (40)	
State authority	4	10 %	3	8 %
National/International sports federations	29	71 %	28	70 %
National anti-doping organisation	12	30 %	11	28 %
Other	10	25 %	10	26 %
<b>TOTAL</b>	<b>56</b>	<b>136 %</b>	<b>53</b>	<b>132 %</b>

These results may be greater than 100% as multiple answers are possible.

These results may not be always whole numbers because of the answers of the 3 Belgian communities.

#### States which answered 'Other' :

Andorra  
Belgium - Flemish Community  
Cyprus  
Germany  
Ireland  
Luxembourg  
Norway  
Portugal  
Romania  
Switzerland  
United Kingdom

### 7.4.2 What is the appeal procedure used in your country?

## Answer of Netherlands

Other

Appeal within structure of sports organisation and after that also CAS-possibility

	All responding States (41)		States parties to the convention (40)	
State authority	4	11 %	4	11 %
Court of Arbitration of Sport (CAS)	4	10 %	4	10 %
Appeal body depending on the NADO	8	20 %	7	18 %
Appeal body depending on the sports organisation	10	25 %	10	26 %
Other	14	35 %	14	36 %
<b>TOTAL</b>	<b>41</b>	<b>100 %</b>	<b>40</b>	<b>100 %</b>

These results may not be always whole numbers because of the answers of the 3 Belgian communities.

**States which answered 'Other' :**

Andorra  
 Belarus  
 Belgium - Flemish Community  
 Canada  
 Cyprus  
 France  
 Georgia  
 Hungary  
 Luxembourg  
 Netherlands  
 Norway  
 Romania  
 Russian Federation  
 Spain  
 United Kingdom

### **7.4.3 Is there an existing procedure for imposition of penalties for sports organisations officials?**

Answer of Netherlands

Other

Any official that is member of a sports organization can be sanctioned; non-members cannot be sanctioned

Yes for	All responding States (38)		States parties to the convention (37)	
<b>Doctors</b>	30	78 %	29	77 %
<b>Veterinary doctors</b>	18	48 %	17	47 %
<b>Coaches</b>	33	87 %	32	86 %
<b>Physiotherapists</b>	28	73 %	27	72 %
<b>Other</b>	16	43 %	16	44 %
<b>TOTAL</b>	<b>125</b>	<b>329 %</b>	<b>121</b>	<b>327 %</b>

These results may be greater than 100% as multiple answers are possible.

These results may not be always whole numbers because of the answers of the 3 Belgian communities.

#### States which answered 'Other' :

Australia  
Belgium - German Community  
Canada  
Cyprus  
Czech Republic  
Finland  
France  
Georgia  
Germany  
Hungary  
Ireland  
Netherlands  
Portugal  
Romania  
Spain  
Sweden  
Tunisia

**7.4.4 Referring to the number of confirmed positive cases reported on the columns 1 of 7.1.19 :**

	All responding states	States parties to the convention
How many sanctions were imposed	70 %	70 %
How many sanctions were not imposed	19 %	19 %

**7.4.5 In the cases of Anti-doping rule violations still under investigation or appeal at the end of the reference year, how many were established in the year preceding the reference year or before ?**

Anti-Doping Rules Violations still under investigation on 31.12.2009 which were established before the 1.1.2009

Number of controls conducted by DCO	All responding states	States parties to the convention
Minimum	0	0
Maximum	7	7
Average	0.44	0.44
Median	0	0
Total	14	14



#### 7.4.6 Do your laws and regulations (including private sports regulations) allow sanctions or penalties aimed at athlete support personnel who commit an anti-doping rule violation or other offence connected with doping in sport?

Answer of Netherlands

Yes, in a number of sport federations

	All responding States (41)		States parties to the convention (40)	
Yes, in all sports	36	88 %	35	88 %
Yes, in a number of sport federations	3	7 %	3	8 %
No	1	2 %	1	3 %
Not available	1	2 %	1	3 %
<b>TOTAL</b>	<b>41</b>	<b>100 %</b>	<b>40</b>	<b>100 %</b>

These results may not be always whole numbers because of the answers of the 3 Belgian communities.

#### 7.5 Others

##### 7.5.1 Are the anti-doping regulations in your country harmonised with the World Anti-Doping Code?

Answer of Netherlands

Yes

	All responding States (41)		States parties to the convention (40)	
Yes	30	74 %	29	73 %
Almost	7	17 %	7	18 %
Partly	2	6 %	2	6 %
No	1	3 %	1	3 %
<b>TOTAL</b>	<b>41</b>	<b>100 %</b>	<b>40</b>	<b>100 %</b>

These results may not be always whole numbers because of the answers of the 3 Belgian communities.

**7.5.3 Is a doping control and negative report necessary in order to confirm a new national (or similar) record?**

Answer of Netherlands

Yes

	All responding States (41)		States parties to the convention (40)	
<b>Yes</b>	18	44 %	17	43 %
<b>No</b>	16	39 %	16	40 %
<b>Not available</b>	7	17 %	7	18 %
<b>TOTAL</b>	<b>41</b>	<b>100 %</b>	<b>40</b>	<b>100 %</b>

These results may not be always whole numbers because of the answers of the 3 Belgian communities.

**Article 8****8.1 International Co-operation****8.1.1 How does your government encourage national sports organisations to implement the provisions of the Convention?**

Answer of Netherlands

General financial incentives

Support to the anti-doping organisation

	<b>All responding States (41)</b>		<b>States parties to the convention (40)</b>	
<b>General financial incentives</b>	21	51 %	21	53 %
<b>Subsidies for specific anti-doping activities</b>	16	38 %	16	39 %
<b>Law, regulations (obligations)</b>	25	61 %	24	60 %
<b>Support to the anti-doping organisation</b>	35	85 %	34	85 %
<b>Homologation of records</b>	8	20 %	7	18 %
<b>Recognition by the State or in a para-public organisation</b>	9	22 %	8	20 %
<b>Other</b>	1	2 %	1	3 %
<b>TOTAL</b>	<b>115</b>	<b>280 %</b>	<b>111</b>	<b>277 %</b>

These results may be greater than 100% as multiple answers are possible.

These results may not be always whole numbers because of the answers of the 3 Belgian communities.

**States which answered 'Other' :**

Sweden

### 8.1.2 How does the staff of your laboratory co-operate with colleagues from other anti-doping laboratories?

Answer of Netherlands

Other

This question is not applicable, as there is no WADA accredited laboratory in the Netherlands.

	All responding States (28)		States parties to the convention (27)	
Organise training courses or workshops for/with others	15	52 %	14	51 %
Participate in training courses or workshops	21	74 %	20	73 %
Common research	15	52 %	14	51 %
Exchanges between scientists	17	60 %	17	62 %
Study visits or work experience	21	74 %	20	73 %
Other	7	26 %	7	27 %
<b>TOTAL</b>	<b>95</b>	<b>338 %</b>	<b>91</b>	<b>336 %</b>

These results may be greater than 100% as multiple answers are possible.

These results may not be always whole numbers because of the answers of the 3 Belgian communities.

#### States which answered 'Other' :

Belgium - German Community  
Denmark  
Hungary  
Iceland  
Ireland  
Liechtenstein  
Netherlands  
Norway

**8.1.3 Does your laboratory assist (or is ready to assist) other accredited anti-doping laboratory?**

Answer of Netherlands

Not available

	All responding States (41)		States parties to the convention (40)	
<b>Yes</b>	17	41 %	16	39 %
<b>No</b>	3	7 %	3	8 %
<b>Not available</b>	21	52 %	21	53 %
<b>TOTAL</b>	<b>41</b>	<b>100 %</b>	<b>40</b>	<b>100 %</b>

These results may not be always whole numbers because of the answers of the 3 Belgian communities.

**8.1.4 Does your laboratory need assistance from other accredited anti-doping laboratories?**

Answer of Netherlands

Not available

	All responding States (41)		States parties to the convention (40)	
<b>Yes</b>	16	38 %	15	37 %
<b>No</b>	5	12 %	5	13 %
<b>Not available</b>	20	50 %	20	51 %
<b>TOTAL</b>	<b>41</b>	<b>100 %</b>	<b>40</b>	<b>100 %</b>

These results may not be always whole numbers because of the answers of the 3 Belgian communities.

### 8.1.5 Does the anti-doping agency (commission) in your country co-operate with other agencies at international level?

Answer of Netherlands

Yes

	All responding States (41)		States parties to the convention (40)	
<b>Yes</b>	38	92 %	37	92 %
<b>No</b>	3	7 %	3	8 %
<b>Not available</b>	0	1 %	0	1 %
<b>TOTAL</b>	<b>41</b>	<b>100 %</b>	<b>40</b>	<b>100 %</b>

These results may be greater than 100% as multiple answers are possible.

These results may not be always whole numbers because of the answers of the 3 Belgian communities.

#### If yes, please indicate which countries are involved?

Country	Number of states which have been mentioned for international cooperation by the following country	Number of states which mention that they cooperate with the anti-doping agency of the following country
"The former Yugoslav Republic of Macedonia"	3 (80)	0
Albania	1 (93)	0
Algeria	1 (94)	0
Andorra	0	2 (29)
Armenia	3 (79)	13 (8)
Australia	5 (62)	15 (5)
Austria	11 (44)	3 (28)
Azerbaijan	3 (77)	0
Belarus	3 (78)	5 (19)
Belgium	2.33 (196)	0
Belgium - French Community	0	0.67 (38)

Country	Number of states which have been mentioned for international cooperation by the following country	Number of states which mention that they cooperate with the anti-doping agency of the following country
Belgium - German Community	0	0.67 (39)
Bosnia and Herzegovina	4 (67)	0
Brazil	2 (87)	0
Canada	7 (52)	10 (9)
China	3 (76)	2 (30)
Croatia	5 (63)	0
Cyprus	3 (84)	1 (37)
Czech Republic	4 (64)	3 (26)
Denmark	7 (50)	5 (18)
Estonia	3 (85)	3 (27)
Finland	8 (45)	21 (3)
France	13.33 (198)	4 (20)
Georgia	3 (83)	9 (11)
Germany	12.33 (200)	10 (10)
Greece	3 (81)	0
Hungary	4 (65)	8 (13)
Iceland	4 (66)	4 (21)
India	1 (97)	0
Ireland	7 (51)	5 (17)
Israel	1 (96)	0
Italy	3 (82)	0
Jamaica	1 (95)	0
Japan	4 (71)	0
Kazakhstan	1 (92)	0

Country	Number of states which have been mentioned for international cooperation by the following country	Number of states which mention that they cooperate with the anti-doping agency of the following country
Latvia	4 (72)	2 (33)
Liechtenstein	1 (91)	1 (34)
Lithuania	4 (74)	2 (32)
Luxembourg	5.33 (202)	3 (23)
Moldova	3 (75)	0
Monaco	0	1 (35)
Montenegro	4 (70)	0
Morocco	1 (90)	0
Netherlands	6 (55)	30 (1)
New Zealand	6 (56)	0
Norway	11 (43)	7 (15)
Other Country (please specify)	8 (46)	0
Poland	5 (58)	7 (16)
Portugal	4 (73)	4 (22)
Romania	5 (57)	16 (4)
Russian Federation	8 (47)	3 (24)
Serbia	5 (61)	23 (2)
Slovakia	4 (68)	9 (12)
Slovenia	2 (88)	3 (25)
South Africa	6 (54)	0
Spain	5 (60)	2 (31)
Sweden	6 (53)	1 (36)
Switzerland	12 (42)	7 (14)
Tunisia	1 (89)	14 (6)



Country	Number of states which have been mentioned for international cooperation by the following country	Number of states which mention that they cooperate with the anti-doping agency of the following country
Ukraine	4 (69)	0
United Kingdom	8 (48)	13 (7)
United States of America	8 (49)	0

These results may not be always whole numbers because of the answers of the 3 Belgian communities.

### 8.1.6 Does any agreement exist on that matter?

Answer of Netherlands

Yes

	All responding States (41)		States parties to the convention (40)	
<b>Yes</b>	30	73 %	29	73 %
<b>No</b>	10	24 %	10	25 %
<b>Not available</b>	1	2 %	1	3 %
<b>TOTAL</b>	<b>41</b>	<b>100 %</b>	<b>40</b>	<b>100 %</b>

These results may not be always whole numbers because of the answers of the 3 Belgian communities.

**8.1.7 Is your Anti-Doping Agency a member of ANADO?**

Answer of Netherlands

Yes

	All responding States (41)		States parties to the convention (40)	
Yes	30	73 %	30	75 %
No	11	27 %	10	25 %
<b>TOTAL</b>	<b>41</b>	<b>100 %</b>	<b>40</b>	<b>100 %</b>

These results may not be always whole numbers because of the answers of the 3 Belgian communities.

**8.1.8 Do international exchanges of information on trafficking of doping substances take place on the initiative of your government or in response to a request from a third party?**

Answer of Netherlands

No

	All responding States (41)		States parties to the convention (40)	
Yes	13	31 %	12	29 %
No	11	28 %	11	28 %
Not available	17	41 %	17	43 %
<b>TOTAL</b>	<b>41</b>	<b>100 %</b>	<b>40</b>	<b>100 %</b>

These results may not be always whole numbers because of the answers of the 3 Belgian communities.

**8.1.10 If yes, please indicate which countries are involved?**

<b>Country</b>	<b>Number of states having mentioned the country as participating in the exchange of information on trafficking – replies by the other countries</b>	<b>Number of states with which the country declares that it has exchanged information on trafficking – reply by the country</b>
Andorra	0	3
Australia	1	0
Austria	3.67	0
Belgium	2	0
Belgium - Flemish Community	0	2.33
Belgium - French Community	0	2.33
Bulgaria	1	0
Canada	1	0
Croatia	1	0
Cyprus	1	0
Czech Republic	1	0
Denmark	1	1
Estonia	1	0
Finland	1	1
France	6.67	12
Germany	3.67	8
Greece	1	0
Hungary	1	0
Iceland	1	0
Ireland	2	37
Israel	1	0
Italy	3.67	0
Latvia	1	0
Liechtenstein	1	0

<b>Country</b>	<b>Number of states having mentioned the country as participating in the exchange of information on trafficking – replies by the other countries</b>	<b>Number of states with which the country declares that it has exchanged information on trafficking – reply by the country</b>
Lithuania	1	0
Luxembourg	2	1
Malta	1	0
Netherlands	2	0
New Zealand	1	0
Norway	2	0
Other Country (please specify)	4	0
Portugal	2	2
Romania	1	1
Slovakia	2	0
Slovenia	1	0
South Africa	1	0
Spain	4.67	0
Sweden	2	1
Switzerland	3.67	0
United Kingdom	2	0
United States of America	2.67	0

These results may not be always whole numbers because of the answers of the 3 Belgian communities.

## Additional questions

### II.1 Nutritional supplements

#### II.1.1 What measures are taken in your country to prevent accidental consumption of substances that might be contained in food supplements?

Answer of Netherlands

Quality insurance measures managed by  
producers / sports organisation

Educational and informational measures

	All responding States (41)		States parties to the convention (40)	
Legislation	10	24 %	9	23 %
Quality insurance measures managed by producers / sports organisation	15	37 %	14	36 %
Educational and informational measures	40	97 %	39	97 %
<b>TOTAL</b>	<b>65</b>	<b>159 %</b>	<b>62</b>	<b>155 %</b>

These results may be greater than 100% as multiple answers are possible.

These results may not be always whole numbers because of the answers of the 3 Belgian communities.

### II.2 World Anti-doping Code

## II.2.1 Has your country taken measures in order to facilitate access for WADA to conduct out-of-competition anti-doping controls?

Answer of Netherlands

Yes

Any agency can enter the country and perform doping controls as it wishes

	All responding States (41)		States parties to the convention (40)	
Yes	31	75 %	31	77 %
No	3	8 %	3	8 %
Not available	7	17 %	6	15 %
<b>TOTAL</b>	<b>41</b>	<b>100 %</b>	<b>40</b>	<b>100 %</b>

These results may not be always whole numbers because of the answers of the 3 Belgian communities.

## II.3 Future activities

### II.3.1 Does your country have plans to increase the anti-doping activities in the next 12 months?

Answer of Netherlands

No

	All responding States (41)		States parties to the convention (40)	
Yes	34	83 %	34	85 %
No	5	12 %	5	13 %
Not available	2	5 %	1	3 %
<b>TOTAL</b>	<b>41</b>	<b>100 %</b>	<b>40</b>	<b>100 %</b>

These results may not be always whole numbers because of the answers of the 3 Belgian communities.

## **II.4 Comments on the questionnaire**

### **II.4.2 Do you have any comments you would like to make about this questionnaire?**

Filling out the questionnaire is very time consuming, and it takes many hours to collect the relevant data because the questions do not relate to our own statistics. As we (including our NADO) have to fill out quite a number of questionnaires, doing so is a burden and weighs heavily on the limited resources available.