

Council of Europe Anti-Doping Convention (ETS 135)

National report 2010

of

Netherlands

on National Anti-Doping Policies



TABLE OF CONTENTS

Introduction

Country Data

Article 2

2.1 Definition of doping

Article 3

3.1 National Anti-Doping policy

3.2 Organisations and bodies involved

3.3 The National Anti-Doping Organisations

Article 4

4.1 Availability of prohibited substances and methods

4.2 Public funding

4.3 International co-operation in doping controls

4.4 Doping control on the initiative of the public authorities

Article 5

5.1 Laboratories

5.2 Research

Article 6

6.1 Education

Article 7

7.1 Doping Control Programme

7.2 Doping Control Officers

7.3 Result management

7.4 Disciplinary procedure

7.5 Others

Article 8

8.1 International Co-operation

Additional
questions

II.1 Nutritional supplements

II.2 World Anti-doping Code

II.3 Future activities

II.4 Comments on the questionnaire

Introduction the Country report for Netherlands in 2010

Doping in sport is nothing new, but it has grown, expanded geographically and become more visible in recent years. It is a true scourge for many competitive sports and jeopardises the health of millions of young athletes throughout the world.

Since the 1960s, the Council of Europe has realised the extent of this problem and decided to fight it. The Anti-Doping Convention, opened for signature on 16 November 1989 in Strasbourg and entering into force on 1 March 1990, demonstrates this commitment. It expresses the Contracting Parties' political will to fight against doping in sport in an active and co-ordinated manner.

The main objective of the Convention is to promote the harmonisation, at national and international levels, of the measures to be taken against doping.

The Convention does not claim to create a uniform model of anti-doping, but sets a certain number of common standards and regulations requiring that the Parties adopt legislative, financial, technical, educational and other measures. Its spirit derives from the political desire to help safeguard the ethics of sport and to preserve the integrity of clean sport.

By joining the principles and objectives of the Convention, the contracting Parties undertake, in their respective constitutional provisions, to set up a national anti-doping policy to:

- create a national co-ordinating body;
- reduce the trafficking of doping substances and the use of banned doping agents;
- reinforce doping controls and improve detection techniques;
- support education and information programmes;
- guarantee the efficiency of sanctions taken against offenders;
- collaborate with national and international sports organisations;
- and use accredited anti-doping laboratories.

A monitoring system was created under the Convention and the Monitoring Group of the Anti-Doping Convention set up under Article 10 of the Convention is the body responsible for monitoring the application of the Convention. Parties to the Convention are under the obligation to provide the Council of Europe with information on legislative and other measures taken for the purpose of complying with the terms of the Convention, in accordance with Article 9. In order to facilitate this process, a questionnaire was prepared, requesting national reports from the Parties on the implementation of the Convention.

This report, reflecting the data of Netherlands for the year 2010, has been compiled for the purpose of monitoring of the convention by its Committee and is published for transparency. Comments may be sent to the secretariat of the Council of Europe, Sport department (sport@coe.int).

All reproduction of this report, of a part of this report or of its data, has to be allowed by written authorisation of the Council of Europe.

List of states parties to the Convention who replied to the questionnaire 2010: (43): Andorra, Armenia, Australia, Austria, Belarus, Belgium - Flemish Community, Belgium - French Community, Belgium - German Community, Bosnia and Herzegovina, Bulgaria, Croatia, Cyprus, Czech Republic, Denmark, Estonia, Finland, France, Georgia, Germany, Hungary, Iceland, Ireland, Italy, Latvia, Lithuania, Luxembourg, Monaco, Netherlands, Norway, Poland, Portugal, Romania, Russian Federation, Serbia, Slovakia, Slovenia, Spain, Sweden, Switzerland, Tunisia, Turkey, Ukraine, United Kingdom

This figure includes the 3 belgian communities questionnaires, so the factual number of states parties who replied to the questionnaire is 41.

List of other States who replied to the questionnaire 2010: (2): Malta, United States of America

List of States Parties to the Convention who did not reply to the questionnaire 2010: (9): "the former Yugoslav Republic of Macedonia", Albania, Azerbaijan, Canada, Greece, Liechtenstein, Moldova, Montenegro, San Marino

Country Data**Country**

Population	17 000 000
Licensed athletes	4 500 000
High level athletes	3 000

Contact details of person answering questionnaire

Name	Mr Peter De KLERK
Position	Senior Policy Advisor
Organisation	Ministry of Health, Welfare and Sport
Web site	www.rijksoverheid.nl

Article 2**2.1 Definition of doping****2.1.1 What definition of 'Doping in sport' has been applied in your country?**

Answer of Netherlands

World Anti-Doping Code

	All responding States (43)		States parties to the convention (41)	
Convention (ETS135)	13	30 %	13	32 %
World Anti-Doping Code	40	92 %	39	94 %
Other (please state definition used)	5	11 %	4	9 %
TOTAL	57	133 %	55	135 %

These results may be greater than 100% as multiple answers are possible.

These results may not be always whole numbers because of the answers of the 3 Belgian communities.

2.1.2 Which list of banned pharmacological classes of doping agents and doping methods is implemented in your country?

Answer of Netherlands

The prohibited list as adopted by WADA

	All responding States (43)		States parties to the convention (41)	
The prohibited list after its adoption by the Monitoring Group	4	9 %	4	10 %
The prohibited list as adopted by WADA	36	84 %	34	83 %
Other procedure or other list	3	7 %	3	7 %
TOTAL	43	100 %	41	100 %

These results may not be always whole numbers because of the answers of the 3 Belgian communities.

States which answered 'Other procedure or other list' :

Italy
Poland
Spain

2.1.3 How is the prohibited list enacted in your country?

Answer of Netherlands

By national sports organisation's rules

	All responding States (43)		States parties to the convention (41)	
By law, decree, bill	29	67 %	29	71 %
By national sports organisation's rules	16	37 %	15	37 %
Other	4	9 %	3	7 %
TOTAL	49	114 %	47	115 %

These results may be greater than 100% as multiple answers are possible.

These results may not be always whole numbers because of the answers of the 3 Belgian communities.

States which answered 'Other' :

Georgia

Italy

Malta

Romania

2.1.4 Is the list modified or completed by its adoption?

Answer of Netherlands

No

	All responding States (43)		States parties to the convention (41)	
Yes	6	15 %	6	15 %
No	36	83 %	34	82 %
Not available	1	2 %	1	2 %
TOTAL	43	100 %	41	100 %

These results may not be always whole numbers because of the answers of the 3 Belgian communities.

Article 3

3.1 National Anti-Doping policy

3.1.1 Which authority is responsible for co-ordinating the various government departments and other public agencies concerned with combating doping in sport?

Answer of Netherlands

Public authority or Para-Public organisation



	All responding States (43)		States parties to the convention (41)	
Public authority or Para-Public organisation	15	35 %	15	37 %
National Anti-Doping Organisation	21	49 %	20	49 %
Private Organisation	2	5 %	2	5 %
Other	4	9 %	3	7 %
Not available	1	2 %	1	2 %
TOTAL	43	100 %	41	100 %

These results may not be always whole numbers because of the answers of the 3 Belgian communities.

3.1.2 Are there any anti-doping laws in your country ?

The mentioned files can be browsed and downloaded from the page:

<http://www.coe.int/sport>

Title of the Law	English file	French file	Other file	Entry into force	Last update
Medicins Act				08/01/2007	08/01/2007
Drug Act				28/05/1928	27/09/2007

3.2 Organisations and bodies involved

3.2.1 Please list the organisations and bodies involved in the implementation of anti-doping policies, programmes and activities in your country.

Name of the organisation	Type of organisation	Fields of activity	NADO	Code signatory
NOC*NSF	Non Governmental Organisation (NGO) or any private organisation	Co-ordination of the action of sports organisations	No	Yes
individual sportunions	Non Governmental Organisation (NGO) or any private organisation	Disciplinary procedures; Education and/or information	No	No

3.3 The National Anti-Doping Organisations

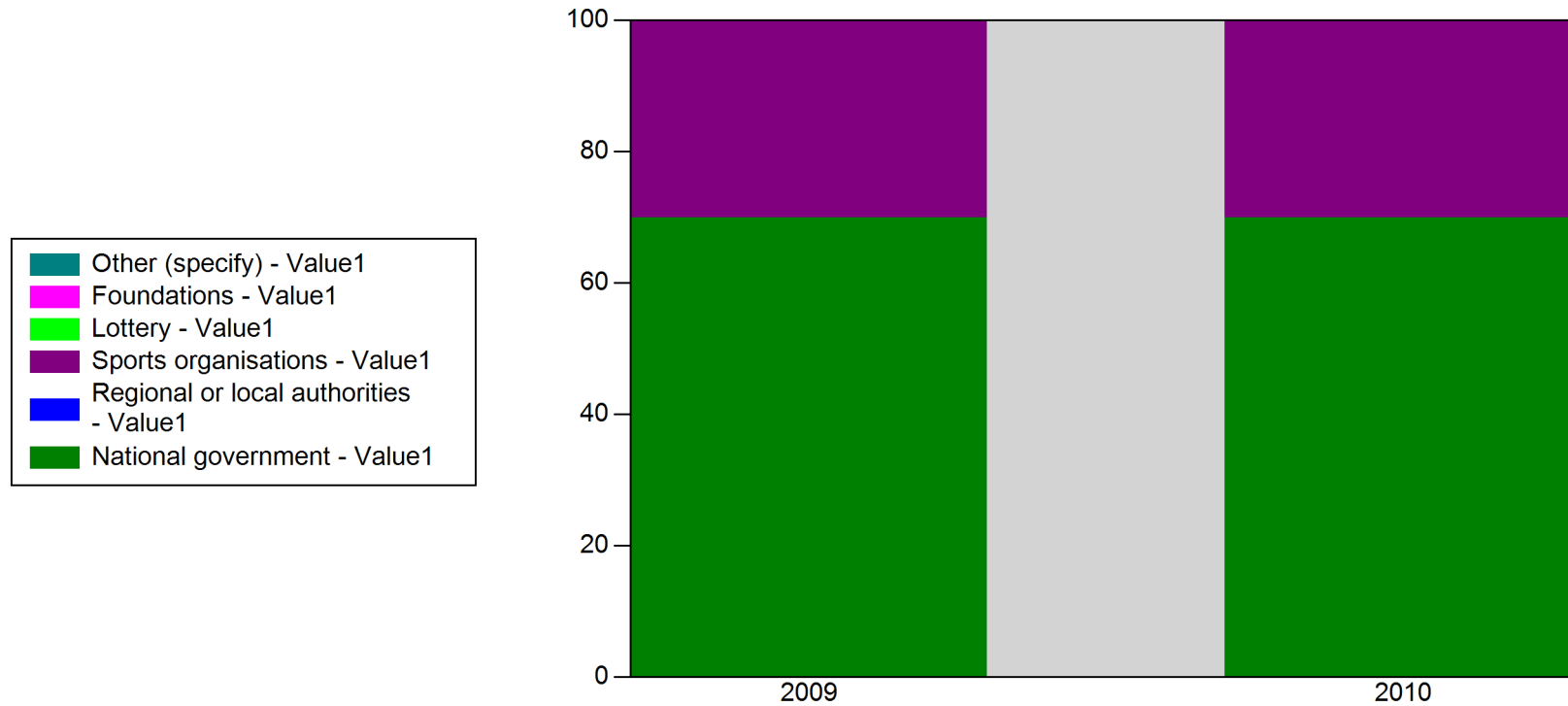
3.3.1 What are the main sources of funding for this organisation ?

Main sources of funding of the National Anti-Doping Organisation

	Netherlands	All responding states	States parties to the convention
National government	70 %	78.47 %	80.67 %
Regional or local authorities	0 %	1.24 %	1.46 %
Sports organisations	30 %	11.97 %	10.01 %
Lottery	0 %	0.04 %	0.05 %
Foundations	0 %	0.51 %	0.61 %
Other (specify)	0 %	7.77 %	7.20 %

These results may not be always whole numbers because of the answers of the 3 Belgian communities.

Evolution of the funding of the National Anti-Doping organisation over the past five years



	2009	2010
National government	1659210	1659210
Regional or local authorities	0	0
Sports organisations	711090	711090
Lottery	0	0
Foundations	0	0
Other (specify)	0	0

These results may not be always whole numbers because of the answers of the 3 Belgian communities.

3.3.2 How has authority been given to this organisation?

Answer of Netherlands

Agreement with sports organisations, decision,
statute or regulation of sport organisation or NOC

	All responding States (43)		States parties to the convention (41)	
Law, governmental decree, management contract with a governmental body	36	84 %	34	83 %
Agreement with sports organisations, decision, statute or regulation of sport organisation or NOC	18	42 %	17	41 %
Other	1	2 %	1	2 %
TOTAL	55	128 %	52	127 %

These results may be greater than 100% as multiple answers are possible.

These results may not be always whole numbers because of the answers of the 3 Belgian communities.

States which answered 'Other' :

Luxembourg

3.3.3 Does this organisation have responsibilities towards...?

Answer of Netherlands

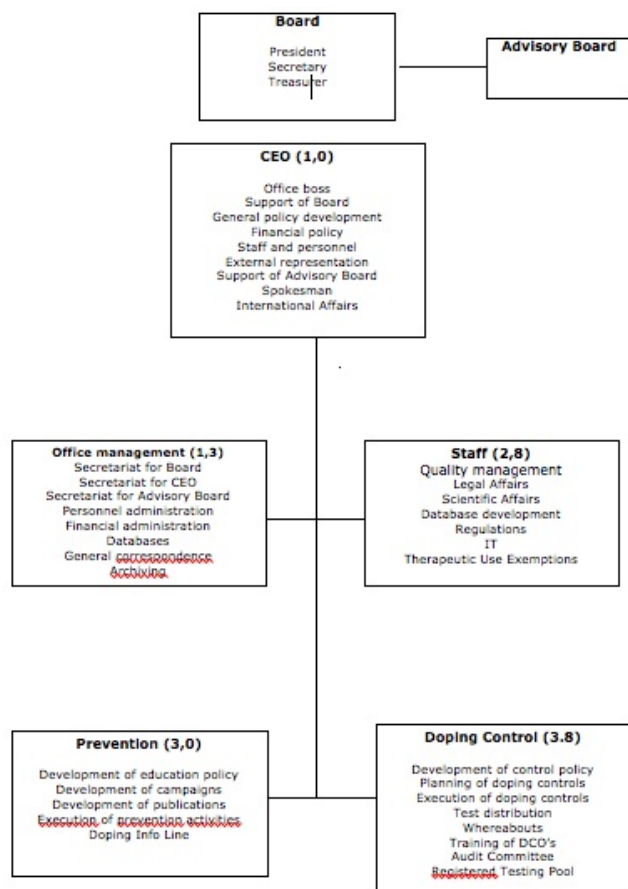
Sports organisation(s) or NOC

	All responding States (43)		States parties to the convention (41)	
The Government	41	95 %	39	95 %
Sports organisation(s) or NOC	28	65 %	26	63 %
Other	5	12 %	5	12 %
TOTAL	74	172 %	70	171 %

These results may be greater than 100% as multiple answers are possible.

These results may not be always whole numbers because of the answers of the 3 Belgian communities.

3.3.4 Please describe (in a diagram) the steering and managing committees structure of this organisation.



3.3.5 What is the total annual budget (in Euros) of this National Anti-Doping Organisation.

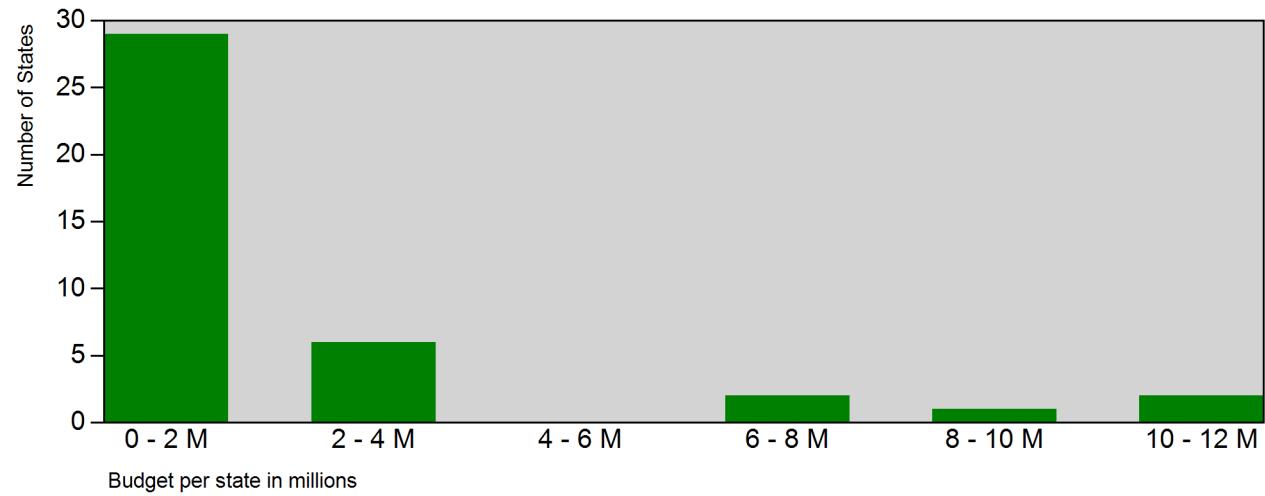
Answer of Netherlands

2370300

Answer of other states

Distribution for all responding States (40)

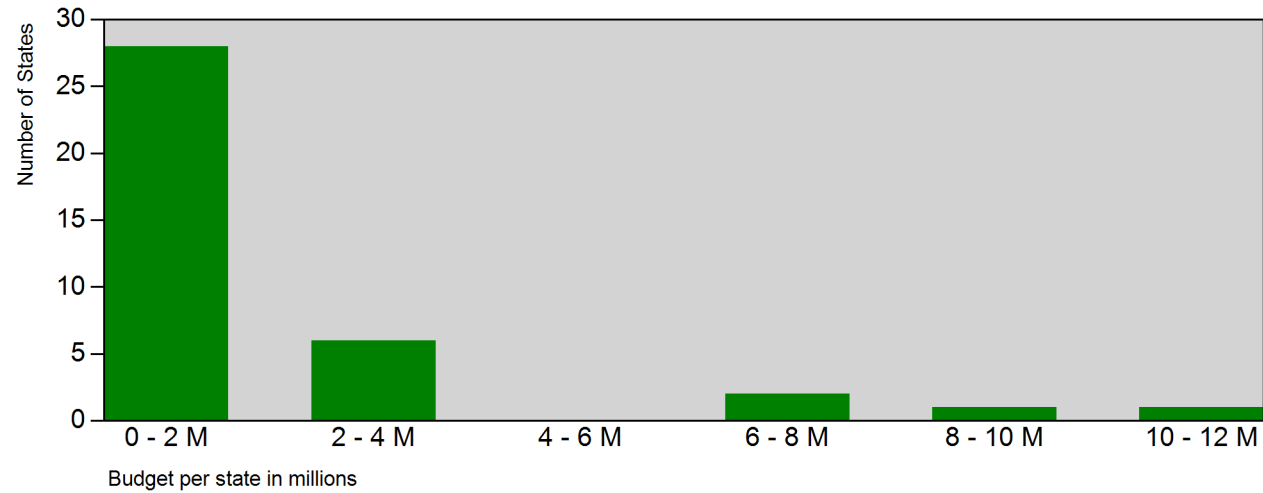
These results may not be always whole numbers because of the answers of the 3 Belgian communities.



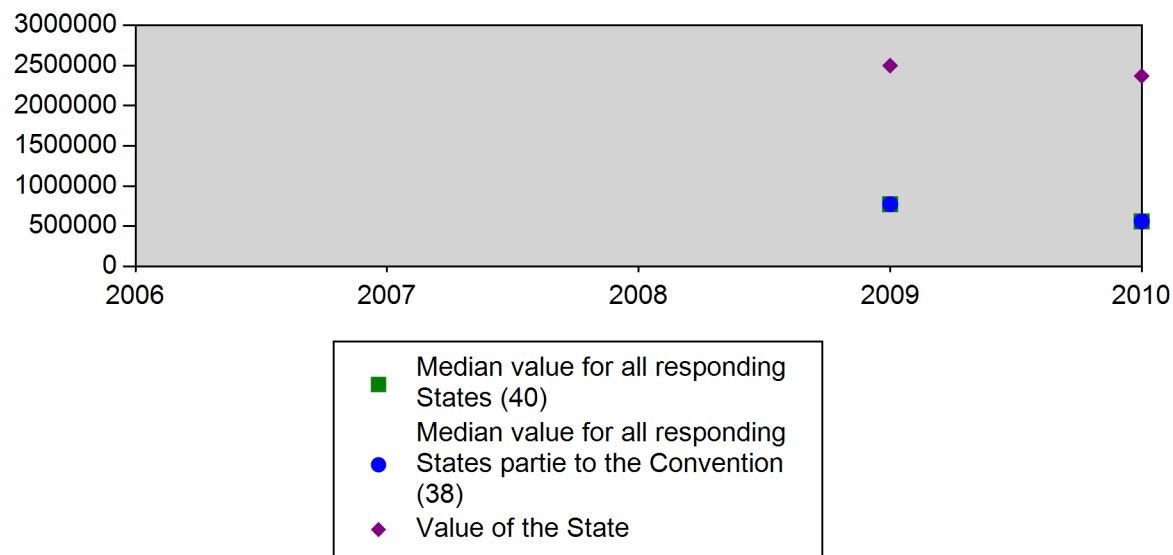
Total :	76,103,639.67
Average:	1,902,590.99
Median:	560,500
Minimum :	2,600
Maximum :	11,471,602

Distribution for the States parties to the Convention (38)

These results may not be always whole numbers because of the answers of the 3 Belgian communities.



Total :	64,582,037.67
Average:	1,699,527.31
Median:	560,500
Minimum :	2,600
Maximum :	11,471,602



	2006	2007	2008	2009	2010
All responding states				775,000	560,500
States parties to the convention				775,000	560,500
Answer of Netherlands				2,500,000	2,370,300

3.3.6 How many full time employees are working for this NADO (without the DCOs) ?

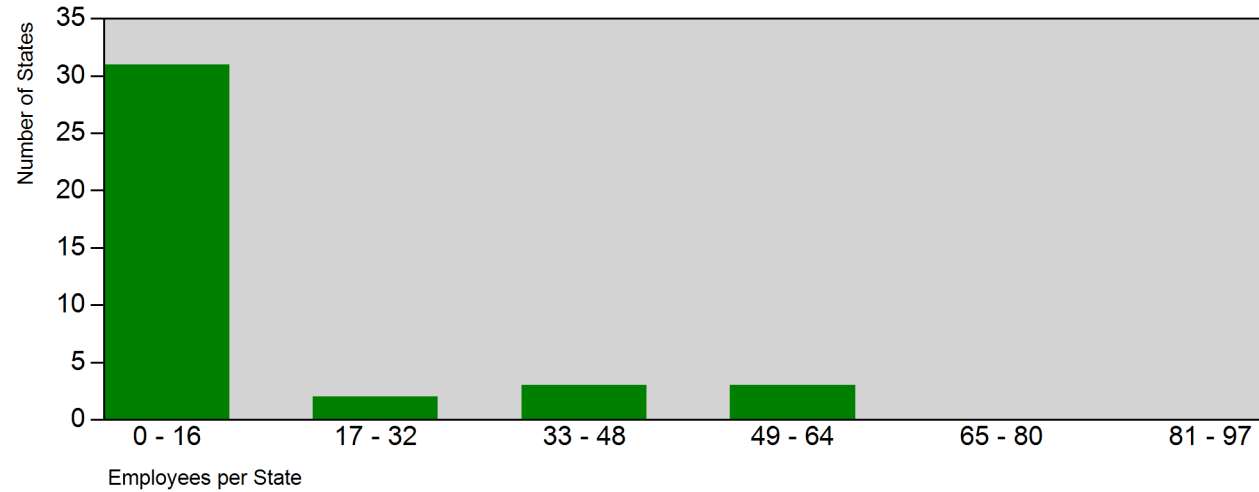
Answer of Netherlands

13.6

Answer of other states

Distribution for all responding States (39)

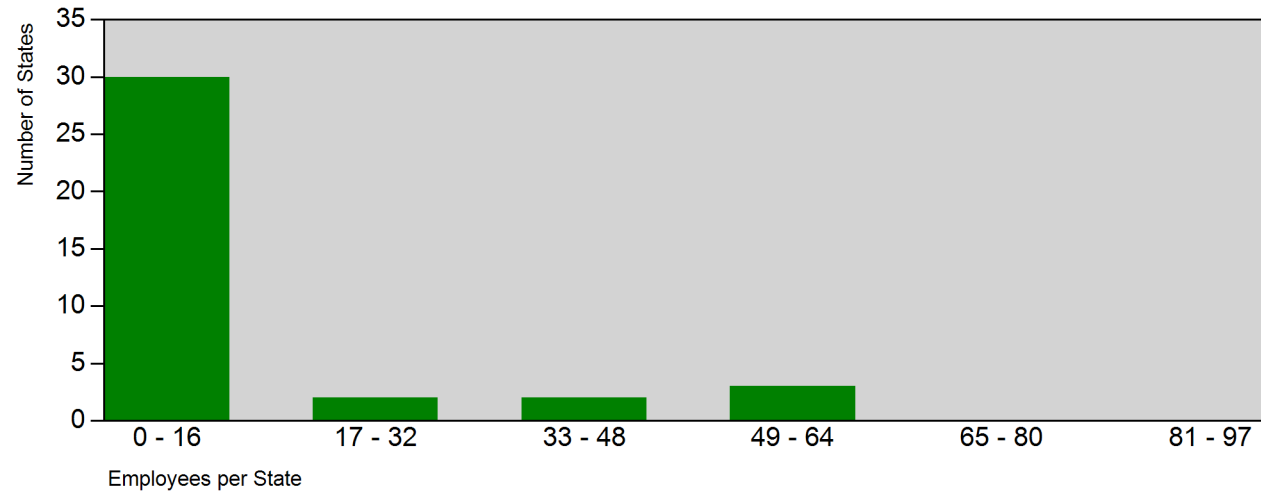
These results may not be always whole numbers because of the answers of the 3 Belgian communities.



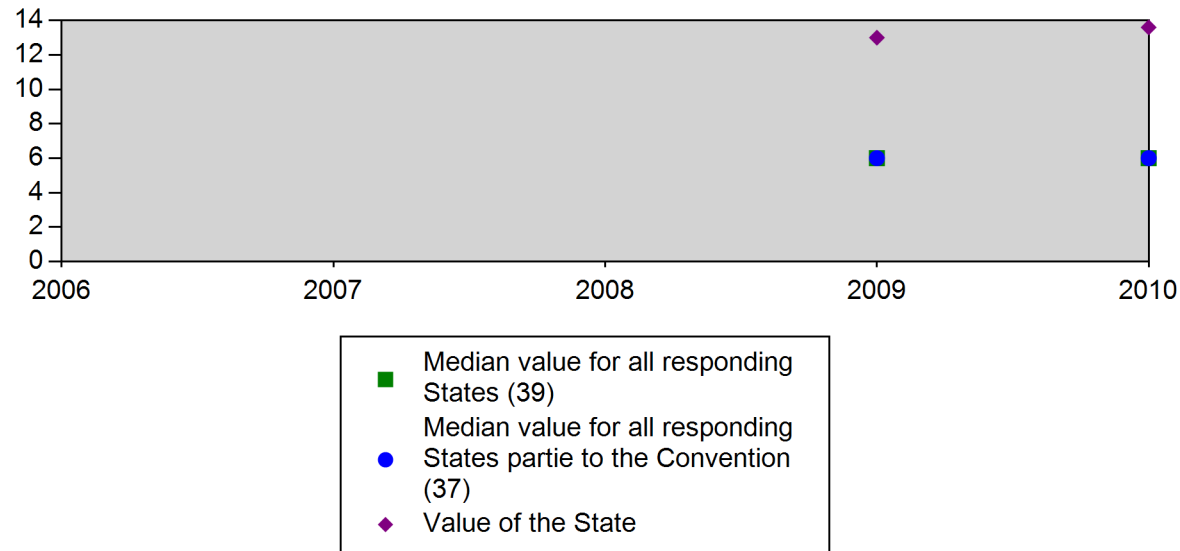
Total :	528.43
Average:	13.55
Median:	6
Minimum :	0
Maximum :	62

Distribution for the States parties to the Convention (37)

These results may not be always whole numbers because of the answers of the 3 Belgian communities.



Total :	490.43
Average:	13.25
Median:	6
Minimum :	0
Maximum :	62



	2006	2007	2008	2009	2010
All responding states				6	6
States parties to the convention				6	6
Answer of Netherlands				13	13.60

Article 4**4.1 Availability of prohibited substances and methods****4.1.1 For each category, please specify how the availability of the substance is restricted.****S1 - Anabolic Agents**

All responding States (38)

The substance is prohibited ...

	... as illegal drugs	... as medical drugs	... as doping substances	TOTAL
A number of substances in this category	1	2	1	4
All substances in this category that are covered by the prohibited list	3	1	13.67	17.67
All possible substances in this category	3	6	9	18
TOTAL	7	9	23.67	39.67

These results may not be always whole numbers because of the answers of the 3 Belgian communities.

States parties to the convention (37)

The substance is prohibited ...

	... as illegal drugs	... as medical drugs	... as doping substances	TOTAL
A number of substances in this category	1	1	1	3
All substances in this category that are covered by the prohibited list	3	1	13.67	17.67
All possible substances in this category	3	6	9	18
TOTAL	7	8	23.67	38.67

These results may not be always whole numbers because of the answers of the 3 Belgian communities.

S2 - Peptide hormones, growth factors and related substances**All responding States (38)****The substance is prohibited ...**

	... as illegal drugs	... as medical drugs	... as doping substances	TOTAL
A number of substances in this category	2	5	2	9
All substances in this category that are covered by the prohibited list	0	3	13.67	16.67
All possible substances in this category	1	4	8	13
TOTAL	3	12	23.67	38.67

These results may not be always whole numbers because of the answers of the 3 Belgian communities.

States parties to the convention (37)**The substance is prohibited ...**

	... as illegal drugs	... as medical drugs	... as doping substances	TOTAL
A number of substances in this category	2	4	2	8
All substances in this category that are covered by the prohibited list	0	3	13.67	16.67
All possible substances in this category	1	4	8	13
TOTAL	3	11	23.67	37.67

These results may not be always whole numbers because of the answers of the 3 Belgian communities.

S3 - Beta-2 agonists**All responding States (38)****The substance is prohibited ...**

	... as illegal drugs	... as medical drugs	... as doping substances	TOTAL
A number of substances in this category	0	4	2	6
All substances in this category that are covered by the prohibited list	0	3	12.67	15.67
All possible substances in this category	0	4	5	9
TOTAL	0	11	19.67	30.67

These results may not be always whole numbers because of the answers of the 3 Belgian communities.

States parties to the convention (37)**The substance is prohibited ...**

	... as illegal drugs	... as medical drugs	... as doping substances	TOTAL
A number of substances in this category	0	3	2	5
All substances in this category that are covered by the prohibited list	0	3	12.67	15.67
All possible substances in this category	0	4	5	9
TOTAL	0	10	19.67	29.67

These results may not be always whole numbers because of the answers of the 3 Belgian communities.

S4 - Hormone antagonists and modulators**All responding States (38)****The substance is prohibited ...**

	... as illegal drugs	... as medical drugs	... as doping substances	TOTAL
A number of substances in this category	0	1	1	2
All substances in this category that are covered by the prohibited list	0	4	16.67	20.67
All possible substances in this category	0	5	6	11
TOTAL	0	10	23.67	33.67

These results may not be always whole numbers because of the answers of the 3 Belgian communities.

States parties to the convention (37)**The substance is prohibited ...**

	... as illegal drugs	... as medical drugs	... as doping substances	TOTAL
A number of substances in this category	0	1	1	2
All substances in this category that are covered by the prohibited list	0	4	16.67	20.67
All possible substances in this category	0	4	6	10
TOTAL	0	9	23.67	32.67

These results may not be always whole numbers because of the answers of the 3 Belgian communities.

S5 - Diuretics and other Masking Agents**All responding States (38)****The substance is prohibited ...**

	... as illegal drugs	... as medical drugs	... as doping substances	TOTAL
A number of substances in this category	0	1	0	1
All substances in this category that are covered by the prohibited list	0	4.67	16	20.67
All possible substances in this category	0	5	5	10
TOTAL	0	10.67	21	31.67

These results may not be always whole numbers because of the answers of the 3 Belgian communities.

States parties to the convention (37)**The substance is prohibited ...**

	... as illegal drugs	... as medical drugs	... as doping substances	TOTAL
A number of substances in this category	0	1	0	1
All substances in this category that are covered by the prohibited list	0	4.67	16	20.67
All possible substances in this category	0	4	5	9
TOTAL	0	9.67	21	30.67

These results may not be always whole numbers because of the answers of the 3 Belgian communities.

S6 - Stimulants**All responding States (38)****The substance is prohibited ...**

	... as illegal drugs	... as medical drugs	... as doping substances	TOTAL
A number of substances in this category	4	5	0	9
All substances in this category that are covered by the prohibited list	2.67	2	14.33	19
All possible substances in this category	1	3	6	10
TOTAL	7.67	10	20.33	38

These results may not be always whole numbers because of the answers of the 3 Belgian communities.

States parties to the convention (37)**The substance is prohibited ...**

	... as illegal drugs	... as medical drugs	... as doping substances	TOTAL
A number of substances in this category	4	5	0	9
All substances in this category that are covered by the prohibited list	2.67	2	14.33	19
All possible substances in this category	1	3	6	10
TOTAL	7.67	10	20.33	38

These results may not be always whole numbers because of the answers of the 3 Belgian communities.

S7 - Narcotics**All responding States (38)****The substance is prohibited ...**

	... as illegal drugs	... as medical drugs	... as doping substances	TOTAL
A number of substances in this category	4	0	1	5
All substances in this category that are covered by the prohibited list	6.67	3	11	20.67
All possible substances in this category	9	2	3	14
TOTAL	19.67	5	15	39.67

These results may not be always whole numbers because of the answers of the 3 Belgian communities.

States parties to the convention (37)**The substance is prohibited ...**

	... as illegal drugs	... as medical drugs	... as doping substances	TOTAL
A number of substances in this category	4	0	1	5
All substances in this category that are covered by the prohibited list	6.67	3	11	20.67
All possible substances in this category	9	1	3	13
TOTAL	19.67	4	15	38.67

These results may not be always whole numbers because of the answers of the 3 Belgian communities.

S8 - Cannabinoids**All responding States (38)****The substance is prohibited ...**

	... as illegal drugs	... as medical drugs	... as doping substances	TOTAL
A number of substances in this category	2	1	0	3
All substances in this category that are covered by the prohibited list	4.67	2	9	15.67
All possible substances in this category	15	0	4	19
TOTAL	21.67	3	13	37.67

These results may not be always whole numbers because of the answers of the 3 Belgian communities.

States parties to the convention (37)**The substance is prohibited ...**

	... as illegal drugs	... as medical drugs	... as doping substances	TOTAL
A number of substances in this category	2	1	0	3
All substances in this category that are covered by the prohibited list	4.67	2	9	15.67
All possible substances in this category	14	0	4	18
TOTAL	20.67	3	13	36.67

These results may not be always whole numbers because of the answers of the 3 Belgian communities.

S9 - Glucocorticosteroids**All responding States (38)****The substance is prohibited ...**

	... as illegal drugs	... as medical drugs	... as doping substances	TOTAL
A number of substances in this category	0	2	1	3
All substances in this category that are covered by the prohibited list	0	3	14.67	17.67
All possible substances in this category	0	6	4	10
TOTAL	0	11	19.67	30.67

These results may not be always whole numbers because of the answers of the 3 Belgian communities.

States parties to the convention (37)**The substance is prohibited ...**

	... as illegal drugs	... as medical drugs	... as doping substances	TOTAL
A number of substances in this category	0	2	1	3
All substances in this category that are covered by the prohibited list	0	3	14.67	17.67
All possible substances in this category	0	5	4	9
TOTAL	0	10	19.67	29.67

These results may not be always whole numbers because of the answers of the 3 Belgian communities.

4.1.2 Is the production of a new chemical as a doping agent prosecuted in your country?

Answer of Netherlands

No

	All responding States (43)		States parties to the convention (41)	
Yes	20	46 %	20	48 %
Yes in some cases (e.g. for some classes)	8	19 %	8	20 %
No	9	21 %	8	20 %
Not available	6	15 %	5	13 %
TOTAL	43	100 %	41	100 %

These results may not be always whole numbers because of the answers of the 3 Belgian communities.

4.1.3 Is trafficking of such a substance illegal in your country ?

Answer of Netherlands

No

	All responding States (43)		States parties to the convention (41)	
Yes	25	57 %	25	60 %
No	11	26 %	10	24 %
Not available	7	17 %	6	15 %
TOTAL	43	100 %	41	100 %

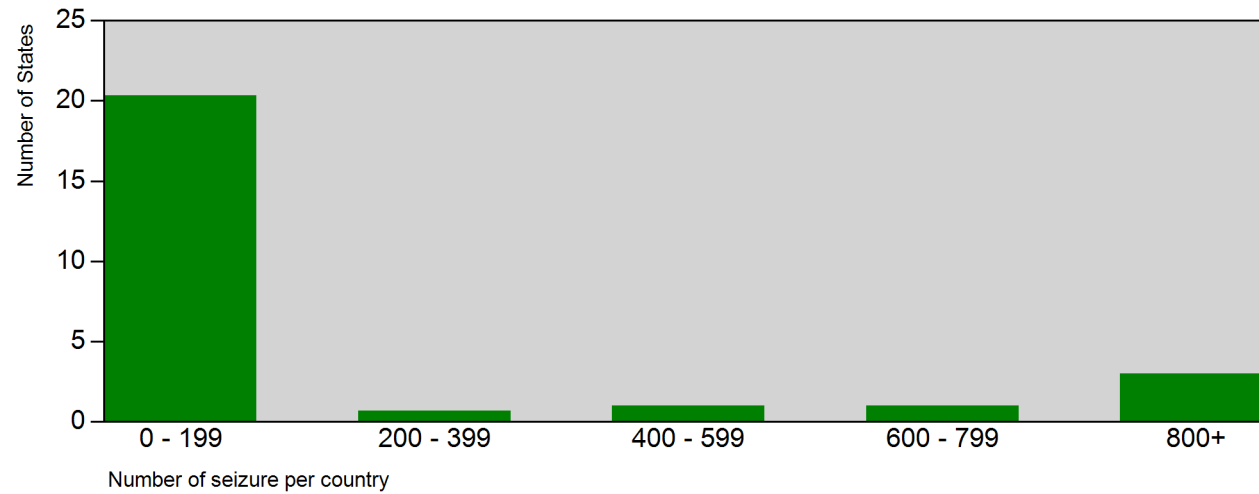
These results may not be always whole numbers because of the answers of the 3 Belgian communities.

4.1.4 How many seizures of doping substances have been made by your authorities ?

Answer of
Answer of other states

Distribution for all responding States (26)

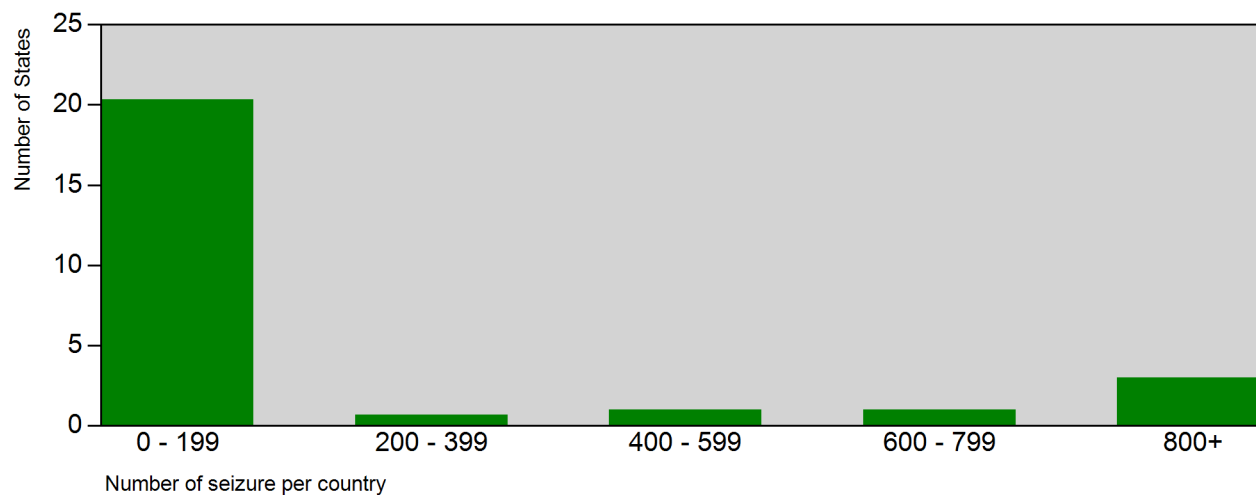
These results may not be always whole numbers because of the answers of the 3 Belgian communities.



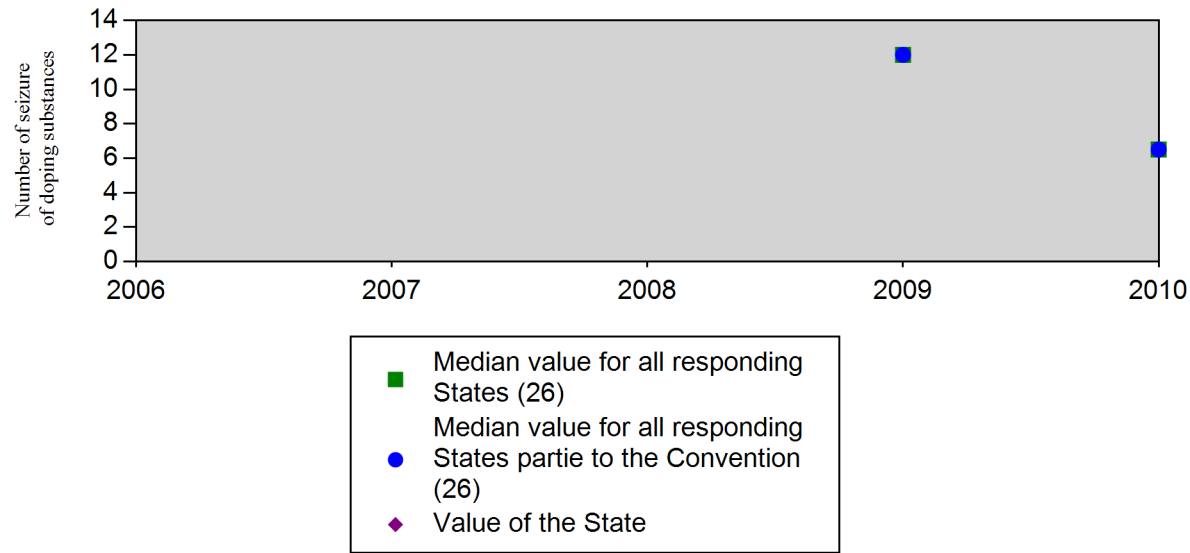
Total :	5,806.67
Average:	223.33
Median:	6.50
Minimum :	0
Maximum :	1,856

Distribution for the States parties to the Convention (26)

These results may not be always whole numbers because of the answers of the 3 Belgian communities.



Total :	5,806.67
Average:	223.33
Median:	6.50
Minimum :	0
Maximum :	1,856



	2006	2007	2008	2009	2010
All responding states				12	6.50
States parties to the convention				12	6.50
Answer of					

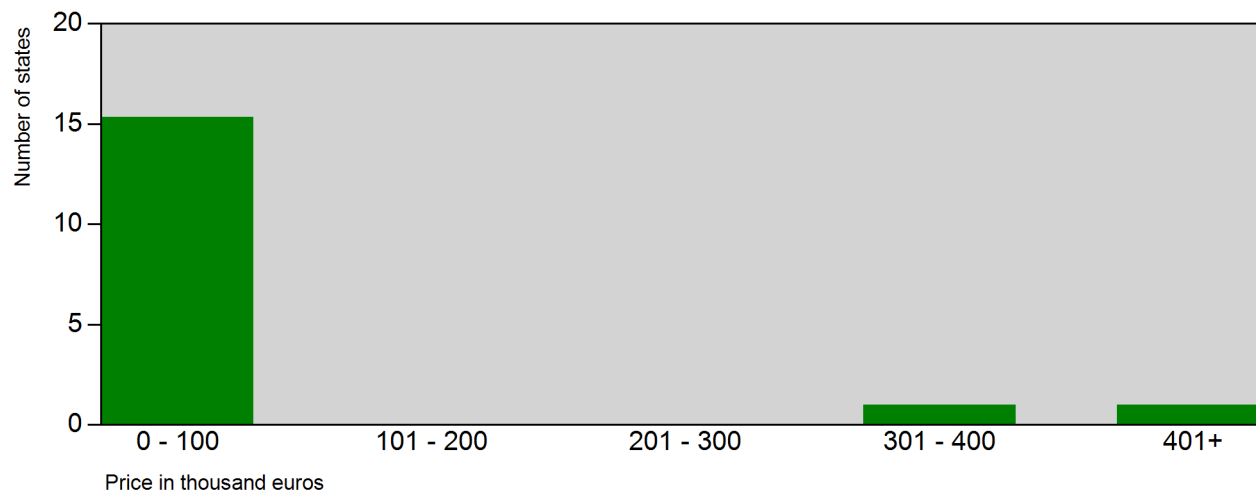
4.1.5 What is the estimated market price of these seizures referred in 4.1.4 ? (in Euros)

Answer of

Answer of other states

Distribution for all responding States (17.33)

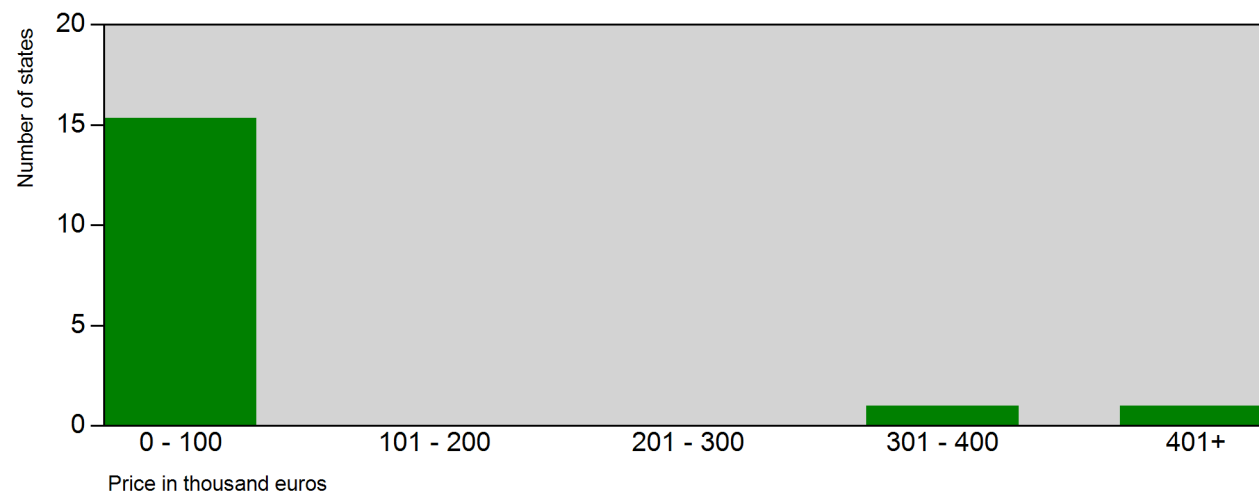
These results may not be always whole numbers because of the answers of the 3 Belgian communities.



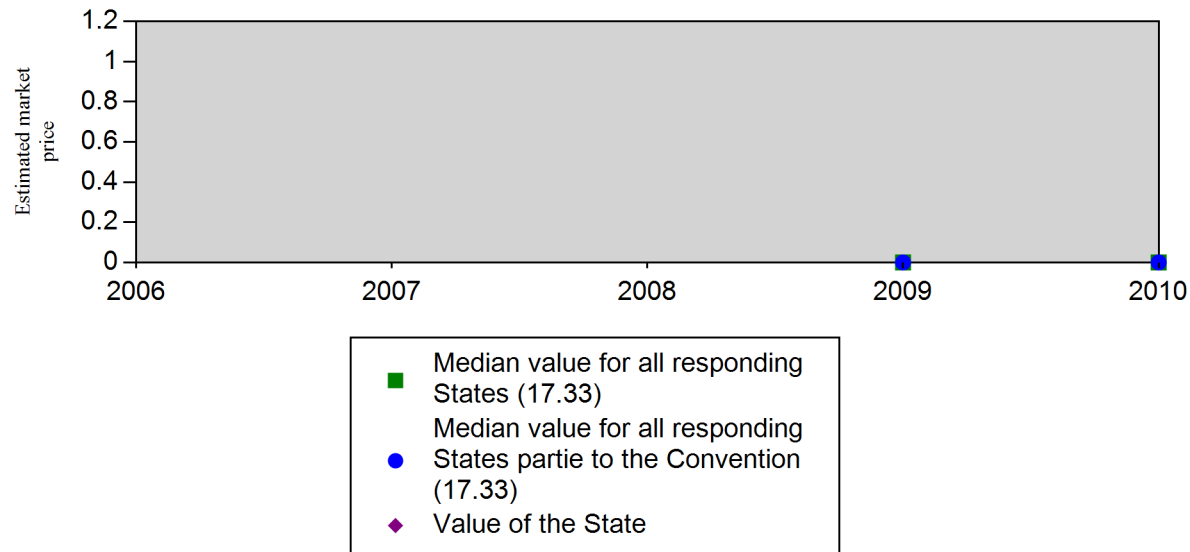
Total :	3,952,500
Average:	228,028.85
Median:	0
Minimum :	0
Maximum :	3,349,000

Distribution for the States parties to the Convention (17.33)

These results may not be always whole numbers because of the answers of the 3 Belgian communities.



Total :	3,952,500
Average:	228,028.85
Median:	0
Minimum :	0
Maximum :	3,349,000



	2006	2007	2008	2009	2010
All responding states				0	0
States parties to the convention				0	0
Answer of					

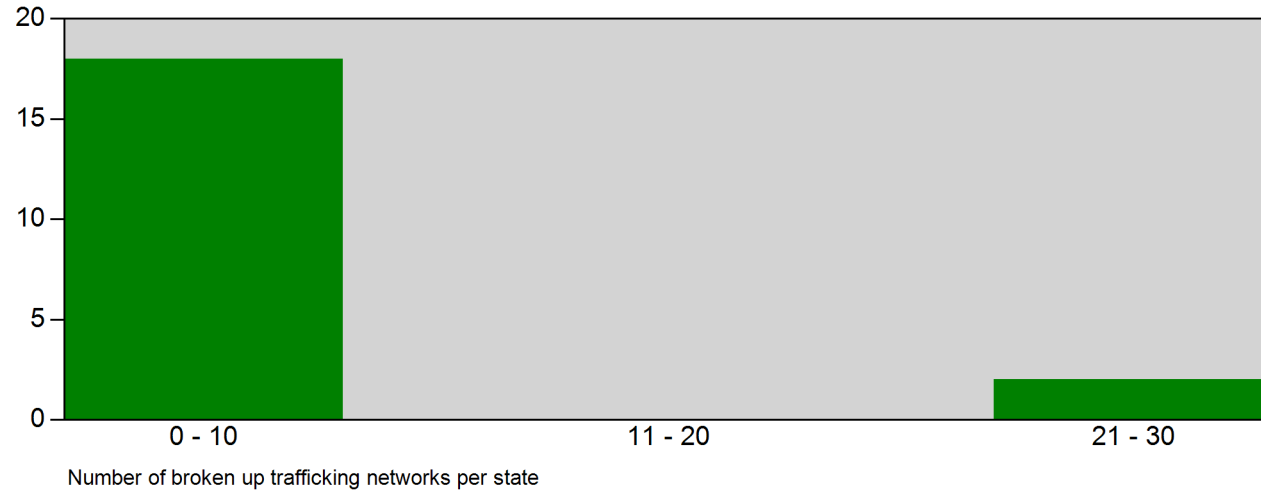
4.1.6 How many trafficking channels have been dismantled ? (number)

Answer of

Answer of other states

Distribution for all responding States (20)

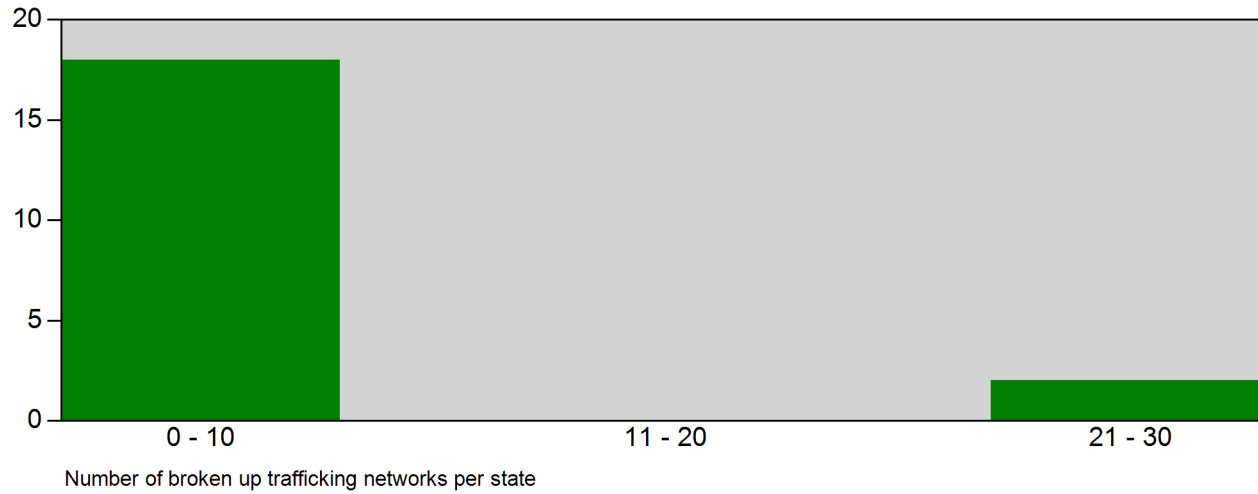
These results may not be always whole numbers because of the answers of the 3 Belgian communities.



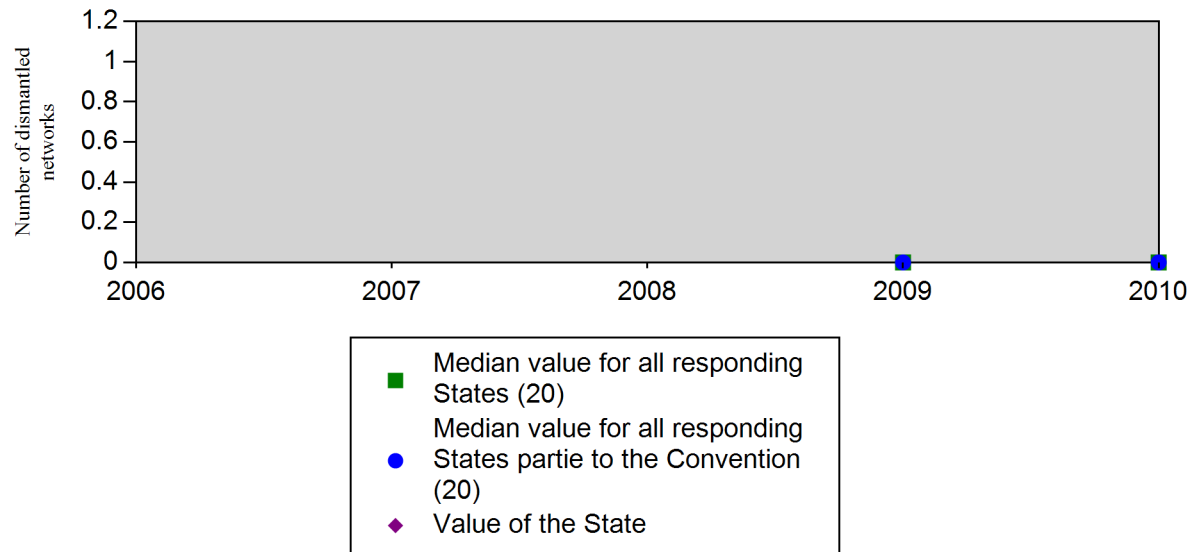
Total :	72
Average:	3.60
Median:	0
Minimum :	0
Maximum :	23

Distribution for the States parties to the Convention (20)

These results may not be always whole numbers because of the answers of the 3 Belgian communities.



Total :	72
Average:	3.60
Median:	0
Minimum :	0
Maximum :	23



	2006	2007	2008	2009	2010
All responding states				0	0
States parties to the convention				0	0
Answer of					

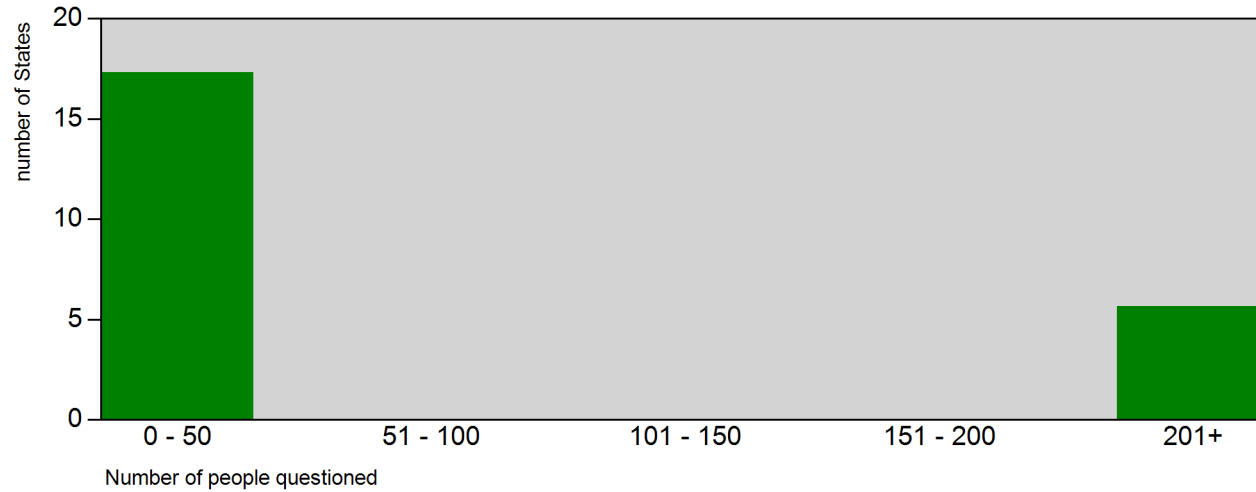
4.1.7 Estimate how many people have been taken in for questioning in cases related to trafficking of doping substances

Answer of

Answer of other states

Distribution for all responding States (23)

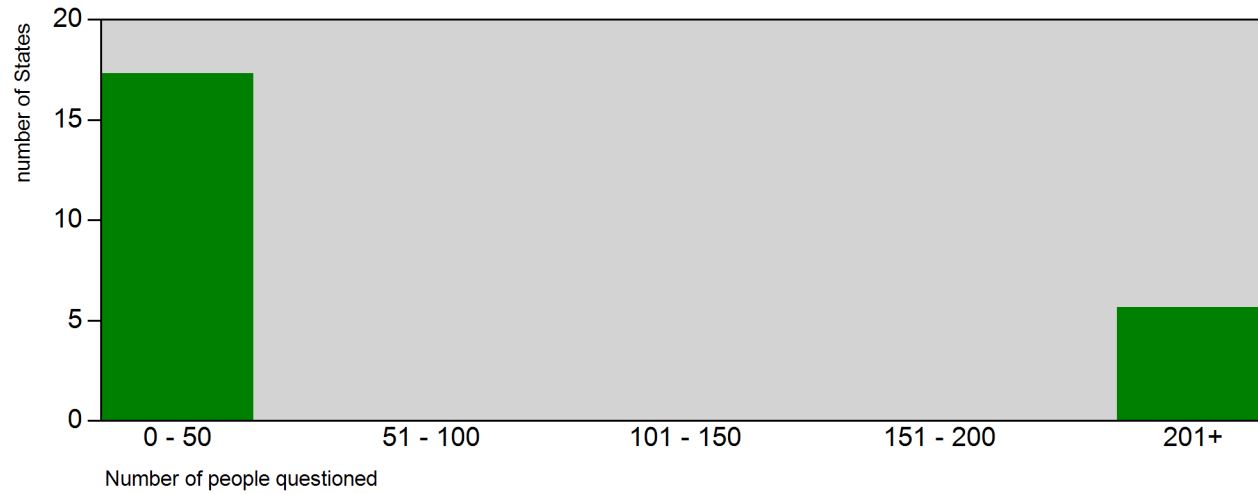
These results may not be always whole numbers because of the answers of the 3 Belgian communities.



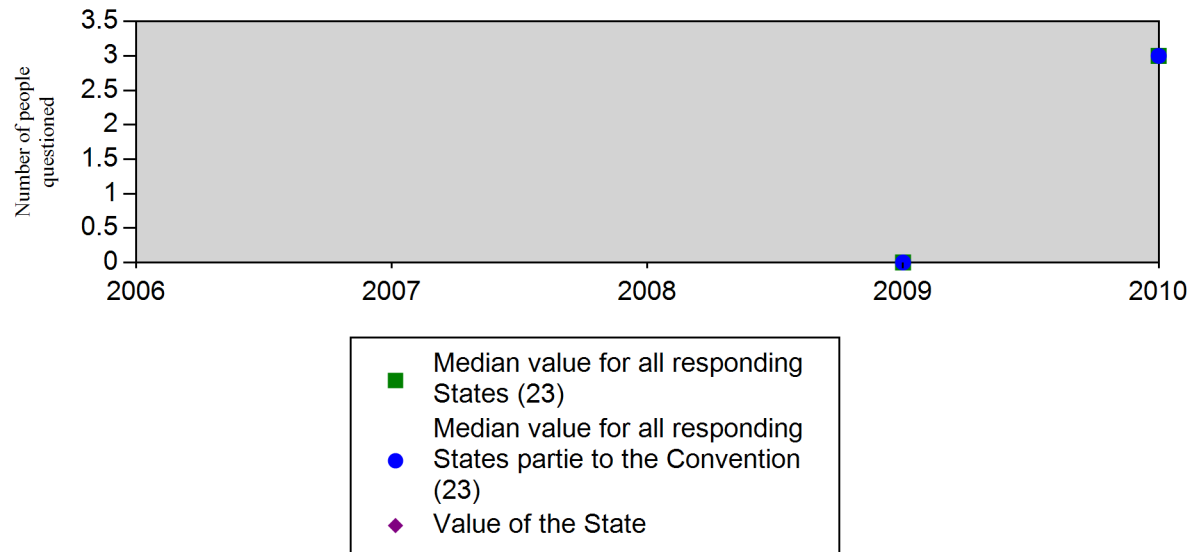
Total :	4,279.67
Average:	186.07
Median:	3
Minimum :	0
Maximum :	1,067

Distribution for the States parties to the Convention (23)

These results may not be always whole numbers because of the answers of the 3 Belgian communities.



Total :	4,279.67
Average:	186.07
Median:	3
Minimum :	0
Maximum :	1,067



	2006	2007	2008	2009	2010
All responding states				0	3
States parties to the convention				0	3
Answer of					

4.1.8 Which are the 3 most cited countries of origin of the seized products ?

List of the 10 most frequently mentioned States by responding countries as the three most important countries of origin of seized products, sorted in decreasing order of reported number of seizures in the year of reference

Rank	States	Number of seizures mentioned
1	Ukraine	202
2	China	150
4	Moldova	150
5	China, Thailand and Pakistan	118
6	Greece	7
7	Thailand	7
8	Spain	5
9	United States of America	4
10	United Kingdom	2

	2009	2010
Ukraine	0 (7)	202 (1)
China	0 (7)	150 (2)
Moldova	1 (5)	271 (2)
Thailand	7 (1)	7 (5)
Greece	2 (3)	7 (6)
Spain	0 (7)	5 (6)
United States of America	0 (7)	4 (6)
France	0 (7)	2 (10)
India	0 (7)	2 (10)
Netherlands	0 (7)	2 (10)
Turkey		2 (10)
United Kingdom		2 (10)
Moldova	0 (7)	
Pakistan	0 (7)	
Poland	0 (7)	
Russian Federation	3 (2)	
Slovakia	0 (7)	
Bulgaria	2 (3)	
Serbia	1 (5)	
Azerbaijan	0 (7)	
Czech Republic	0 (7)	
Denmark	0 (7)	
Romania	0 (7)	

These results may not be always whole numbers because of the answers of the 3 Belgian communities.

4.1.9 Which are the 3 most cited countries/states of destination of seized products ?

Rank	States	Number of seizures mentioned
1	Poland	200
2	Greece	180
3	Switzerland	150
4	United Kingdom	118
5	Netherlands	100
6	France	11
7	N/A - data is not available	2
8	Belgium	0
9	United States of America	0
10	Finlans seems to be mostly a transfer country	0

	2009	2010
Poland		200 (1)
Greece		180 (2)
Switzerland	0 (2)	150 (3)
United Kingdom	0 (2)	118 (4)
Netherlands		100 (5)
France	0 (2)	11 (6)
N/A - data is not available	0 (2)	2 (7)
Belgium		0 (8)
Germany	0 (2)	0 (8)
Ireland	0 (2)	0 (8)
Lithuania		0 (8)
Spain	0 (2)	0 (8)
Ukraine		0 (8)
United States of America		0 (8)
Hungary	1 (1)	
Austria	0 (2)	
Moldova	0 (2)	
Romania	0 (2)	
Serbia	0 (2)	

These results may not be always whole numbers because of the answers of the 3 Belgian communities.

4.1.10 Which 3 substances have been seized the most frequently (in different seizures)?**Ten most frequently seized substances in 2010**

Position	Substance	Number of seizures
1	Sibutramine (S6)	350
2	Stanozolol (S1)	276.33
3	Testosterone (S1)	50
4	Methandienone (S1)	32.67
5	Nandrolone (S1)	30
6	Pseudoephedrine (S6)	8
7	1-Testosterone (S1)	5
8	Metenolone (S1)	3
9	Beta-2 agonists (S3)	2.67
10	Clomiphene (S4)	0

These results may not be always whole numbers because of the answers of the 3 Belgian communities.

4.1.11 Is access to genetic science technologies or the use of substances produced from genetic science controlled to prevent their use in doping purposes?

Answer of Netherlands

No

	All responding States (43)		States parties to the convention (41)	
Yes	8	19 %	8	20 %
No	12	28 %	12	29 %
Not available	23	53 %	21	51 %
TOTAL	43	100 %	41	100 %

These results may not be always whole numbers because of the answers of the 3 Belgian communities.

4.1.12 Is making banned substances and methods available to minors more severely prosecuted and sanctioned by your standards?

Answer of Netherlands

No

	All responding States (43)		States parties to the convention (41)	
Yes	27	63 %	27	66 %
No	6	14 %	6	15 %
Not available	10	23 %	8	20 %
TOTAL	43	100 %	41	100 %

These results may not be always whole numbers because of the answers of the 3 Belgian communities.

4.1.13 Have any measures been taken to ensure the co-ordination between police services, border control, pharmaceutical inspections and justice in trafficking of doping substances?

Answer of Netherlands

Yes

there have been some research to the co-ordination

	All responding States (42)		States parties to the convention (40)	
Yes	28	66 %	28	69 %
No	4	10 %	4	10 %
Not available	10	25 %	8	21 %
TOTAL	42	100 %	40	100 %

These results may not be always whole numbers because of the answers of the 3 Belgian communities.

4.1.14 Use of doping : Do any specific laws exist to control the use of doping substances and methods by sportsmen and women?

Answer of Netherlands

No

	All responding States (43)		States parties to the convention (41)	
Yes	22	51 %	22	54 %
Yes in some cases (e.g. for some classes)	5	12 %	4	10 %
No	14	33 %	14	34 %
Not available	2	5 %	1	2 %
TOTAL	43	100 %	41	100 %

These results may not be always whole numbers because of the answers of the 3 Belgian communities.

4.1.16 Foreseen legal developments: Do you intend to introduce any new laws or administrative measures in your country to restrict the availability as well as the use in sport of banned doping substances and methods during the next 12 months? (Please refer to R(2000) 16 of the Committee of Ministers)

Answer of Netherlands

No

	All responding States (42)		States parties to the convention (40)	
Yes	17	41 %	16	41 %
No	12	29 %	12	30 %
Not available	13	30 %	12	29 %
TOTAL	42	100 %	40	100 %

These results may not be always whole numbers because of the answers of the 3 Belgian communities.

4.2 Public funding

4.2.1 Is it a requirement for sports organisations receiving public funding in your country to apply effective anti-doping regulations?

Answer of Netherlands

Yes

	All responding States (43)		States parties to the convention (41)	
Yes	37	86 %	36	88 %
No	3	7 %	3	7 %
Not available	3	7 %	2	5 %
TOTAL	43	100 %	41	100 %

These results may not be always whole numbers because of the answers of the 3 Belgian communities.

4.2.2 If yes, how is this criterion applied ?

Answer of Netherlands

No

	All responding States (37)		States parties to the convention (36)	
Yes	29	78 %	28	78 %
No	8	22 %	8	22 %
TOTAL	37	100 %	36	100 %

These results may not be always whole numbers because of the answers of the 3 Belgian communities.

4.2.3 How does the government assist sports organisations in financing doping controls and analyses?

Answer of Netherlands

Anti-doping controls are carried out directly by the Government or a public-funded agency

	All responding States (43)		States parties to the convention (41)	
Subsidies only for organisations which implement measures	15	35 %	15	37 %
Specialised subsidies for specific anti-doping measures, contracts, etc.	12	29 %	11	28 %
Cost recognition, tax exemptions	3	7 %	3	7 %
Anti-doping controls are carried out directly by the Government or a public-funded agency	32	74 %	31	76 %
Other	1	2 %	1	2 %
TOTAL	63	147 %	61	150 %

These results may be greater than 100% as multiple answers are possible.

These results may not be always whole numbers because of the answers of the 3 Belgian communities.

4.2.4 Does the Government and/or sports organisations suspend subsidies to the athletes suspended following a doping infraction?

Government

Answer of Netherlands

Yes

	All responding States (43)		States parties to the convention (41)	
Yes	31	71 %	30	72 %
No	5	12 %	5	13 %
Not available	7	16 %	6	15 %
TOTAL	43	100 %	41	100 %

These results may not be always whole numbers because of the answers of the 3 Belgian communities.

Sports organisation

Answer of Netherlands

Yes

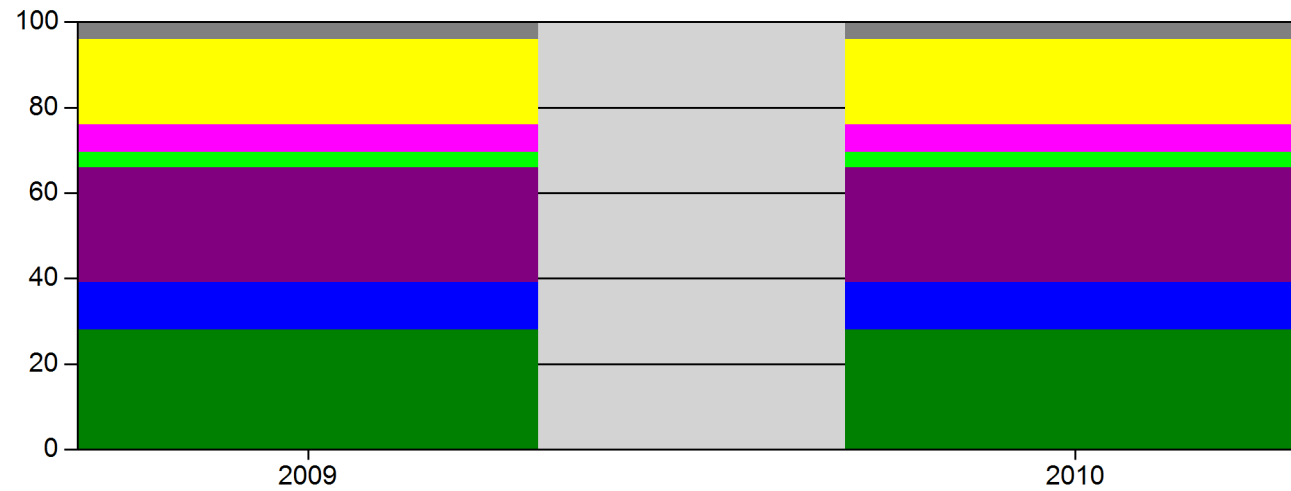
	All responding States (43)		States parties to the convention (41)	
Yes	41	95 %	39	95 %
No	1	2 %	1	2 %
Not available	1	2 %	1	2 %
TOTAL	43	100 %	41	100 %

These results may not be always whole numbers because of the answers of the 3 Belgian communities.

4.2.5 Please detail the cost of the last year's national anti-doping programme based on the following main headings (all figures converted into Euros).

National anti doping programme

Budgets in Euros

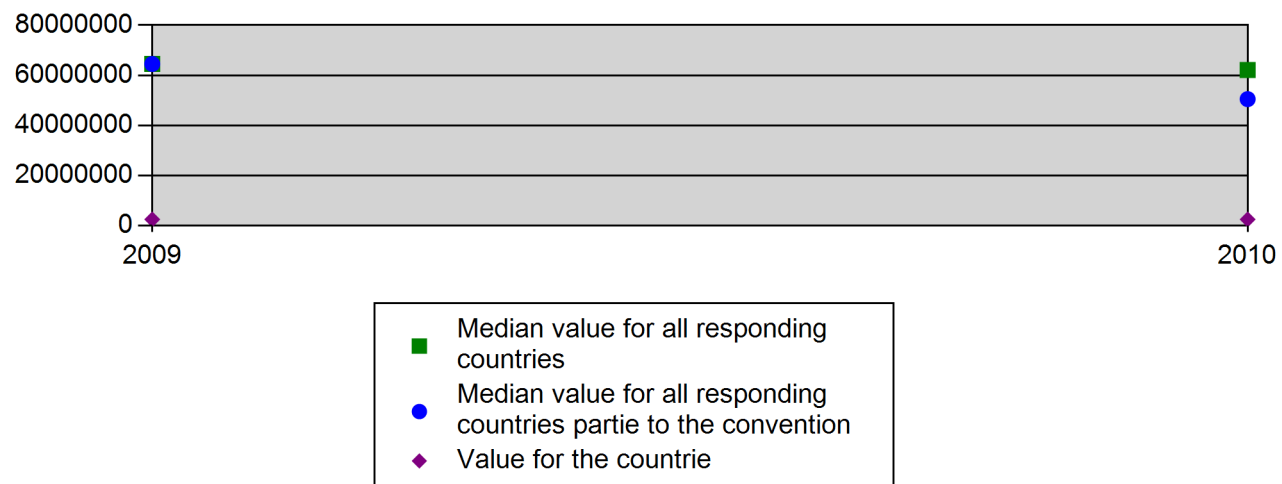


- Other costs
- Administrative/Anti-doping running costs
- Medical supervision
- Legal advice and/or action
- Research
- Education and information
- Laboratory costs or cost of sample analysis (where samples are sent to a laboratory in another country)
- Sample collection

	2009	2010
Sample collection	700000	700000

	2009	2010
Laboratory costs or cost of sample analysis (where samples are sent to a laboratory in another country)	280000	280000
Education and information	670000	670000
Research	90000	90000
Legal advice and/or action	160000	160000
Medical supervision	0	0
Administrative/Anti-doping running costs	500000	500000
Other costs	100000	100000
TOTAL	2500000	2500000

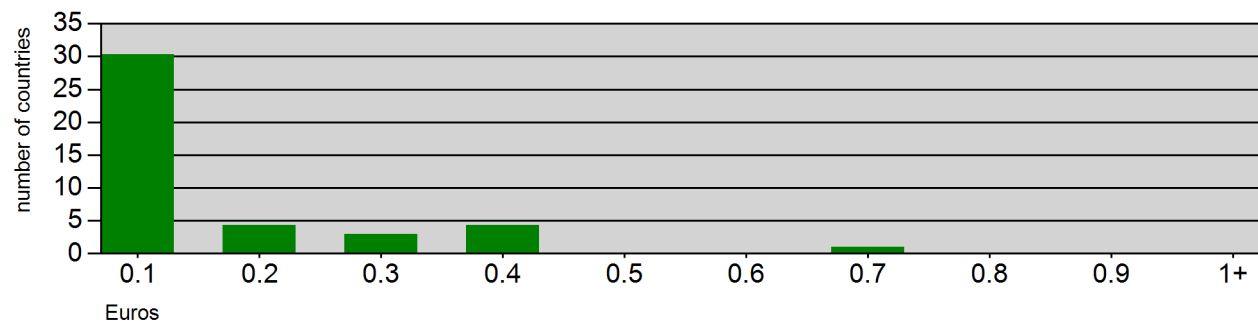
Comparison between the variation of the sum of all budgets of national anti-doping programme and the budget of the national programme over the past five years



Budget of the national anti-doping programme per inhabitant, in Euro

Answer : 2.38

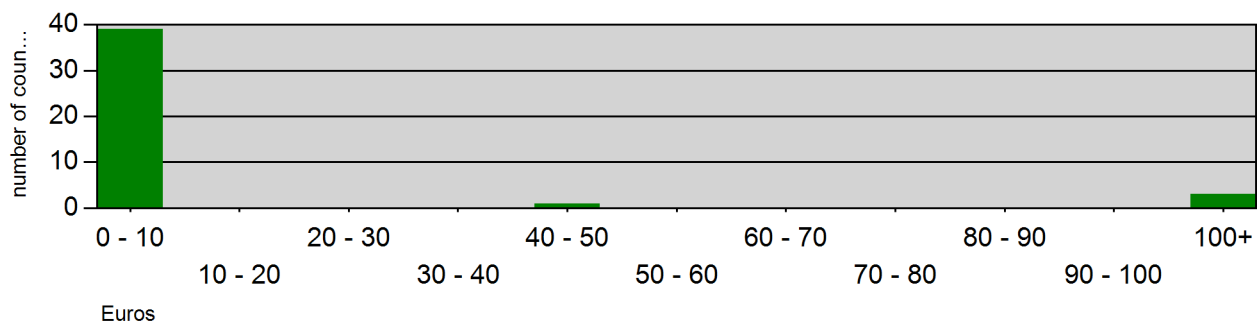
Answer of all responding countries



Budget of the national anti-doping programme per licenced athlete, in Euro

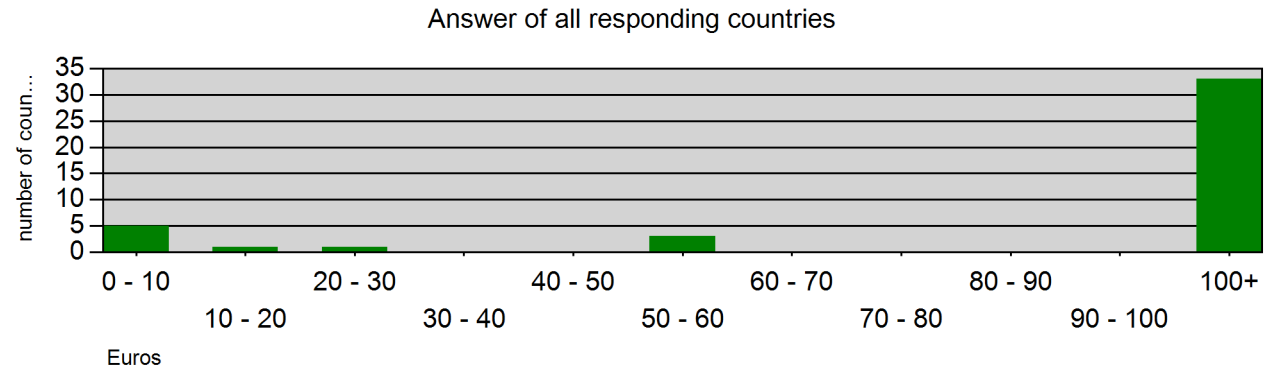
Answer : 8.89

Answer of all responding countries



Budget of the national anti-doping programme per top level athlete, in Euro

Answer : 13333.33



4.3 International co-operation in doping controls

4.3.1 Do you test foreign athletes at the request of other national anti-doping organisations in your country?

Answer of Netherlands

Yes

	All responding States (43)		States parties to the convention (41)	
Yes	24	56 %	23	56 %
No	15	34 %	15	36 %
Not available	4	10 %	3	8 %
TOTAL	43	100 %	41	100 %

These results may not be always whole numbers because of the answers of the 3 Belgian communities.

Rank	Country	Number of states which have asserted to carry out controls at the request of this country
1	Switzerland	9
2	United Kingdom	8
3	United States of America	8
4	New Zealand	7
5	Norway	7
6	Canada	6
7	Ireland	5
8	Australia	5
9	Sweden	5
10	Denmark	4

All responding states (27.33)

	Number of controls carried in competition	Number of controls carried out-of-competition
Minimum	0	0
Maximum	212	200
Average	8.82	24.70
Median	0	1.50
Total	241	675

States parties to the convention (26.33)

	Number of controls carried in competition	Number of controls carried out-of-competition
Minimum	0	0
Maximum	212	200
Average	9.15	25.63
Median	0	2
Total	241	675

4.3.2 Do other countries control athletes from your country at the request of your anti-doping organisation?

Answer of Netherlands

Yes

	All responding States (43)		States parties to the convention (41)	
Yes	18	42 %	18	44 %
No	19	44 %	19	46 %
Not available	6	14 %	4	10 %
TOTAL	43	100 %	41	100 %

These results may not be always whole numbers because of the answers of the 3 Belgian communities.

Rank	Country	Number of states which have asserted to carry out controls
1	United States of America	10
2	Canada	7
3	Germany	7
4	France	6
5	Sweden	6
6	Austria	5
7	United Kingdom	5
8	Australia	5
9	Norway	5
10	Finland	4

All responding states (25.33)

	Number of controls carried in competition	Number of controls carried out-of-competition
Minimum	0	0
Maximum	0	150
Average	0	18.79
Median	0	2.50
Total	0	476

States parties to the convention (24.33)

	Number of controls carried in competition	Number of controls carried out-of-competition
Minimum	0	0
Maximum	0	150
Average	0	19.56
Median	0	4
Total	0	476

4.3.3 Do you test athletes at the request of other international sports federations?

Answer of Netherlands

Yes

	All responding States (43)		States parties to the convention (41)	
Yes	37	87 %	37	91 %
No	3	6 %	3	7 %
Not available	3	7 %	1	2 %
TOTAL	43	100 %	41	100 %

These results may not be always whole numbers because of the answers of the 3 Belgian communities.

Rank	International Federations	Number of states which have asserted to carry out controls at the request of the NADO of this international federation
1	IAAF, International Association of Athletics Federations	22.33
2	Other IF (please specify)	15
3	FIE, Internationale Fencing Federation	14.33
4	UCI, International Cycling Union	13.33
5	FINA, International Swimming Federation	13
6	FIG, International Gymnastics Federation	12.33
7	AIBA, International Boxing Association	11.33
8	FISA, International Federation of Rowing Associations	10
9	ICF, International Canoe Federation	9
10	FILA, International Federation of Associated Wrestling Styles	9

Number of controls carried out at the request of an IF

All responding states (32.33)

	Number of controls carried in competition	Number of controls carried out-of-competition
Minimum	0	0
Maximum	611	278
Average	123.28	38.47
Median	40	9
Total	3,986	1,244

States parties to the convention (32.33)

	Number of controls carried in competition	Number of controls carried out-of-competition
Minimum	0	0
Maximum	611	278
Average	123.28	38.47
Median	40	9
Total	3,986	1,244

4.3.4 Do you test athletes at the request of WADA?

Answer of Netherlands

Yes

For FIH

	All responding States (43)		States parties to the convention (41)	
Yes	20	47 %	20	49 %
No	16	37 %	16	39 %
Not available	7	16 %	5	12 %
TOTAL	43	100 %	41	100 %

These results may not be always whole numbers because of the answers of the 3 Belgian communities.

Number of controls carried out at the request of WADA

All responding states (21.67)

	Number of controls carried in competition	Number of controls carried out-of-competition
Minimum	0	0
Maximum	0	113
Average	0	20.54
Median	0	0
Total	0	445

States parties to the convention (21.67)

	Number of controls carried in competition	Number of controls carried out-of-competition
Minimum	0	0
Maximum	0	113
Average	0	20.54
Median	0	0
Total	0	445

4.3.5 Do you recognise the results of controls conducted on your athletes without a specific request from you?

Answer of Netherlands

Yes, if the control was initiated by WADA

Yes, if the control was initiated by the athlete's IF

Yes, if the control was initiated by the National Anti-Doping Organisation, signatory of the World Anti-Doping Code, of the country where the athlete is present

	All responding States (43)		States parties to the convention (41)	
Yes, if the control was initiated by WADA	39	90 %	37	89 %
Yes, if the control was initiated by IOC or IPC	37	85 %	35	85 %
Yes, if the control was initiated by the athlete's IF	40	92 %	38	92 %
Yes, if the control was initiated by the National Anti-Doping Organisation, signatory of the World Anti-Doping Code, of the country where the athlete is present	40	93 %	38	93 %
TOTAL	155	360 %	147	359 %

These results may be greater than 100% as multiple answers are possible.

These results may not be always whole numbers because of the answers of the 3 Belgian communities.

4.3.6 How many controls conducted by foreign NADOs on your athletes without a specific request from you did you recognise in the reference year?

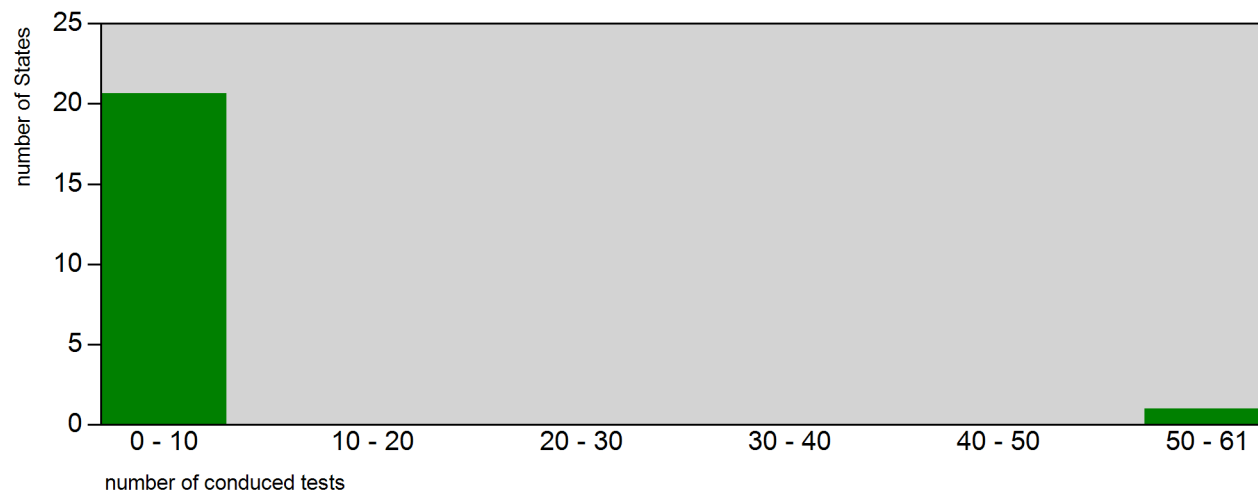
Answer of Netherlands

0

Answer of other states

Distribution for all responding States which answered that they recognise test initiated by other NADOs (21.67)

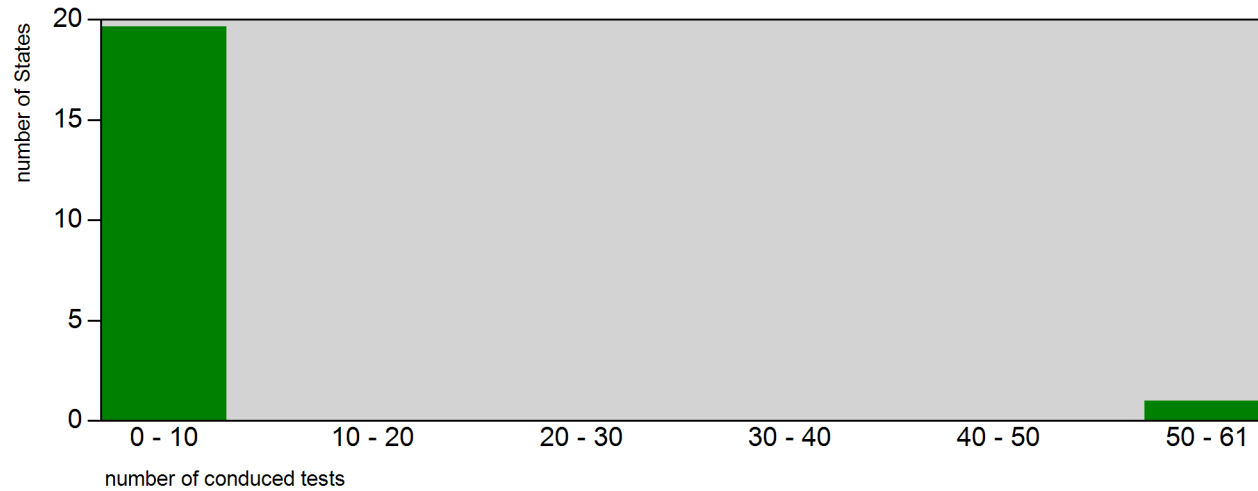
These results may not be always whole numbers because of the answers of the 3 Belgian communities.



Total :	69
Average:	3.18
Median:	0
Minimum :	0
Maximum :	61

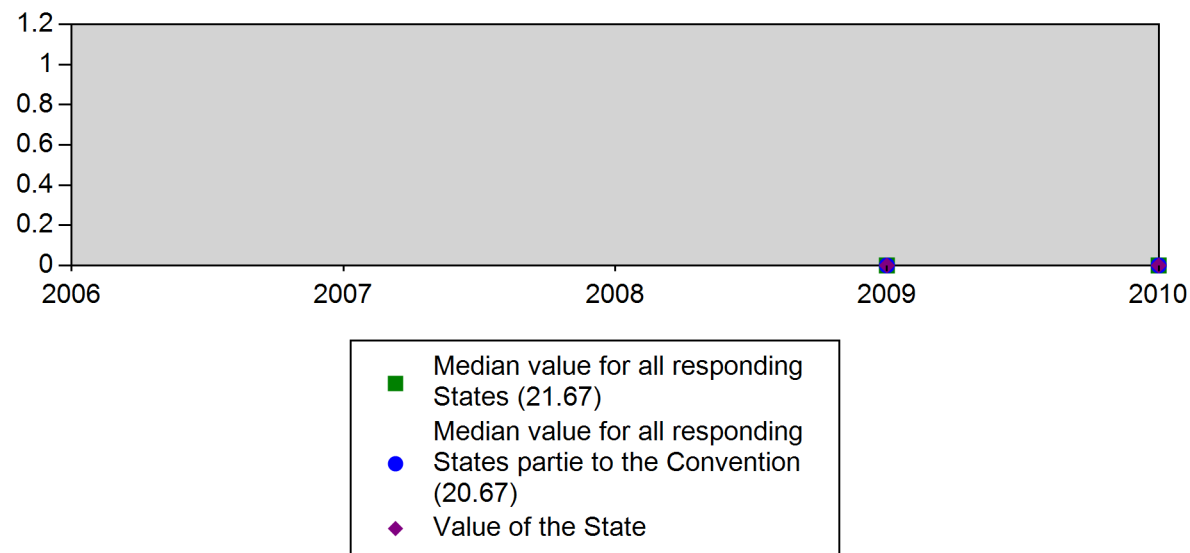
Distribution for all responding States which answered that they recognise test initiated by other NADOs (20.67)

These results may not be always whole numbers because of the answers of the 3 Belgian communities.



Total :	68
Average:	3.29
Median:	0
Minimum :	0
Maximum :	61

Evolution of the median number of tests conducted by foreign NADOs over the past five years



	2006	2007	2008	2009	2010
All responding states				0	0
States parties to the convention				0	0
Answer of Netherlands				0	0

4.3.7 Do any bilateral agreements exist with other countries on this matter?

Ten most mentioned states which have bilateral agreements with other countries

Rank	States	Number of bilateral agreements with other countries
1	Finland	5
2	Denmark	4
3	Norway	4
4	United States of America	4
5	Other Country (please specify)	3
6	Sweden	3
7	Iceland	3
8	France	3
9	Bosnia and Herzegovina	2
10	Lithuania	2

Ten most frequently mentioned states which have bilateral agreements with other countries, with mention of their number of citations (and rank) in the last years

	2009	2010
Finland	4 (1)	5 (1)
Denmark	3 (3)	4 (2)
Norway	3 (3)	4 (2)
United States of America	4 (1)	4 (2)
France	3 (3)	3 (5)
Iceland	3 (3)	3 (5)
Other Country (please specify)	3 (3)	3 (5)
Sweden	2 (8)	3 (5)
Armenia		2 (9)
Australia	2 (8)	2 (9)
Azerbaijan		2 (9)
Bosnia and Herzegovina		2 (9)
Lithuania	2 (8)	2 (9)
Spain		2 (9)

These results may not be always whole numbers because of the answers of the 3 Belgian communities.

4.3.8 Do you recognise sanctions decided by any Signatory of the WADC, consistent with the WADC and included within the Signatory's authority?

Answer of Netherlands

Yes for IOC or IPC

Yes for the athlete's IF

Yes, if the control was initiated by the National Anti-Doping Organisation, signatory of the World Anti-Doping Code, of the country where the athlete is present

	All responding states (43)		States parties to the convention (41)	
Yes for IOC or IPC	40	92 %	38	92 %
Yes for the athlete's IF	39	90 %	37	89 %
Yes, if the control was initiated by the National Anti-Doping Organisation, signatory of the World Anti-Doping Code, of the country where the athlete is present	38	88 %	36	88 %

These results may be greater than 100% as multiple answers are possible.

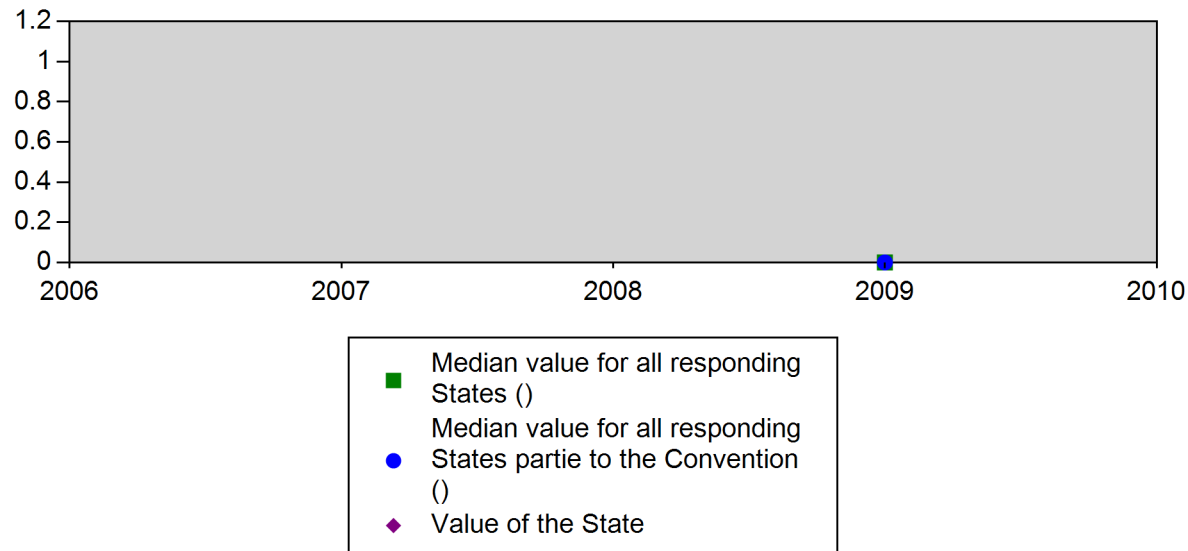
These results may not be always whole numbers because of the answers of the 3 Belgian communities.

4.3.9 How many sanctions decided by foreign NADOS on your athletes without a specific request from you did you recognise in the reference year?

Answer of

Answer of other states

Evolution of recognised sanctions for States who answered they recognise sanctions decided by foreign NADOs in the year of reference



	2006	2007	2008	2009	2010
All responding states				0	
States parties to the convention				0	
Answer of					

4.3.10 Do any bilateral agreements exist with International Federations on testing?

Answer of Netherlands

No

	All responding States (43)		States parties to the convention (41)	
Yes	17	40 %	17	42 %
No	21	48 %	21	50 %
Not available	5	12 %	3	7 %
TOTAL	43	100 %	41	100 %

These results may not be always whole numbers because of the answers of the 3 Belgian communities.

Rank	International Federations	Number of states which have asserted to have agreement with IF on testing
1	IAAF, International Association of Athletics Federations	10
2	UCI, International Cycling Union	5
3	IHF, International Handball Federation	4
4	IRB, International rugby board	4
5	ITU, International Triathlon Union	3
6	EAA, European Athletic Association	3
7	FIA, Fédération internationale de l'automobilisme	2
8	FIFA, International Football Federation	2
9	FIG, International Gymnastics Federation	2
10	FIS, International Ski Federation	2

4.3.11 Is your country a member of any multilateral anti-doping agreements?

	Anti-Doping Convention				Additional Protocol				Unesco Convention	
	Contracting Party	Signatory State	Intending to become a Contracting Party	Not Available	Not available	Contracting Party	Signatory State	Intending to become a Contracting Party	Contracting Party	Intending to become a Contracting Party
Andorra	1				1				1	
Armenia	1					1			1	
Australia		1							1	
Austria		1					1		1	
Belarus		1						1	1	
Belgium - Flemish Community	0.33				0.33				0.33	
Belgium - French Community	0.33				0.33				0.33	
Belgium - German Community	0.33				0.33				0.33	
Bosnia and Herzegovina		1			1				1	
Bulgaria	1					1			1	
Croatia		1					1		1	
Cyprus	1					1			1	
Czech Republic		1					1		1	
Denmark	1					1			1	
Estonia	1					1			1	
Finland	1						1		1	
France		1			1				1	
Georgia		1			1				1	
Germany	1					1			1	
Hungary		1					1		1	
Iceland	1					1			1	
Ireland	1						1		1	

	Anti-Doping Convention				Additional Protocol			Unesco Convention		
	Contracting Party	Signatory State	Intending to become a Contracting Party	Not Available	Not available	Contracting Party	Signatory State	Intending to become a Contracting Party	Contracting Party	Intending to become a Contracting Party
Italy		1					1		1	
Latvia	1					1			1	
Lithuania		1					1		1	
Luxembourg	1						1		1	
Malta			1				1			1
Monaco	1					1			1	
Netherlands	1								1	
Norway	1					1			1	
Poland	1					1			1	
Portugal		1							1	
Romania		1					1		1	
Russian Federation		1			1				1	
Serbia		1						1	1	
Slovakia		1					1		1	
Slovenia	1						1		1	
Spain	1							1	1	
Sweden	1					1			1	
Switzerland	1					1			1	
Tunisia		1					1		1	
Turkey		1							1	
Ukraine	1								1	
United Kingdom				1	1				1	

	Anti-Doping Convention				Additional Protocol			Unesco Convention		
	Contracting Party	Signatory State	Intending to become a Contracting Party	Not Available	Not available	Contracting Party	Signatory State	Intending to become a Contracting Party	Contracting Party	Intending to become a Contracting Party
United States of America		1			1				1	
TOTAL	22	19	1	1	8	13	14	3	42	1

	Other agreements				
	Copenhagen Declaration	IADA	Other ((please list	Nordic Convention	Baltic Agreement
Andorra	1				
Armenia	1				
Australia	1	1			
Austria	1				
Belarus			1		
Belgium - Flemish Community	0.33				
Belgium - German Community	0.33				
Bulgaria	1				
Croatia	1				
Czech Republic	1				
Denmark	1	1	1	1	
Estonia	1			1	1
Finland	1	1		1	
France	1				
Georgia	1				
Germany	1		1		
Hungary	1				

	Other agreements				
	Copenhagen Declaration	IADA	Other ((please list	Nordic Convention	Baltic Agreement
Iceland	1			1	
Ireland	1				
Italy	1				
Latvia	1				1
Lithuania	1				1
Luxembourg	1				
Malta	1				
Monaco	1				
Netherlands	1	1			
Norway	1	1		1	
Poland	1				
Portugal	1				
Romania	1				
Russian Federation	1		1		
Serbia	1				
Slovakia	1				
Slovenia	1				
Spain	1				
Sweden	1	1		1	
Switzerland	1				
Tunisia	1				
Turkey	1				
Ukraine	1				

	Other agreements				
	Copenhagen Declaration	IADA	Other ((please list	Nordic Convention	Baltic Agreement
United Kingdom	1	1			
United States of America		1			
TOTAL	38.67	8	4	6	3

4.3.12 Please indicate the membership (International Federation) of all persons which have been choosed to be controlled in the year of reference, as part of national testing programme ?

Ten most mentioned International Federations whose members have been tested

Rank	International Federation	number of tests as part of national testing programme
1	FIFA, International Football Federation	11,223
2	IAAF, International Association of Athletics Federations	4,946
3	UCI, International Cycling Union	4,848
4	FIBA, International Basketball Federation	2,841
5	Other IF	2,401
6	FINA, International Swimming Federation	2,396
7	IHF, International Handball Federation	1,969
8	IWF, International Weightlifting Federation	1,953
9	FIVB, International Volleyball Federation	1,727
10	FISA, International Federation of Rowing Associations	1,586

4.4 Doping control on the initiative of the public authorities

4.4.1 Do governmental authorities organise doping controls?

Answer of Netherlands

No

	All responding States (43)		States parties to the convention (41)	
Yes	19	44 %	19	46 %
No	23	53 %	22	54 %
Not available	1	2 %	0	0 %
TOTAL	43	100 %	41	100 %

These results may not be always whole numbers because of the answers of the 3 Belgian communities.

Article 5**5.1 Laboratories****5.1.1 Is there a doping control laboratory in your country?**

Answer of Netherlands

No

	All responding States (43)		States parties to the convention (41)	
Yes	23	53 %	22	54 %
No	20	47 %	19	46 %
TOTAL	43	100 %	41	100 %

These results may not be always whole numbers because of the answers of the 3 Belgian communities.

5.1.2 If yes, please indicate how many?

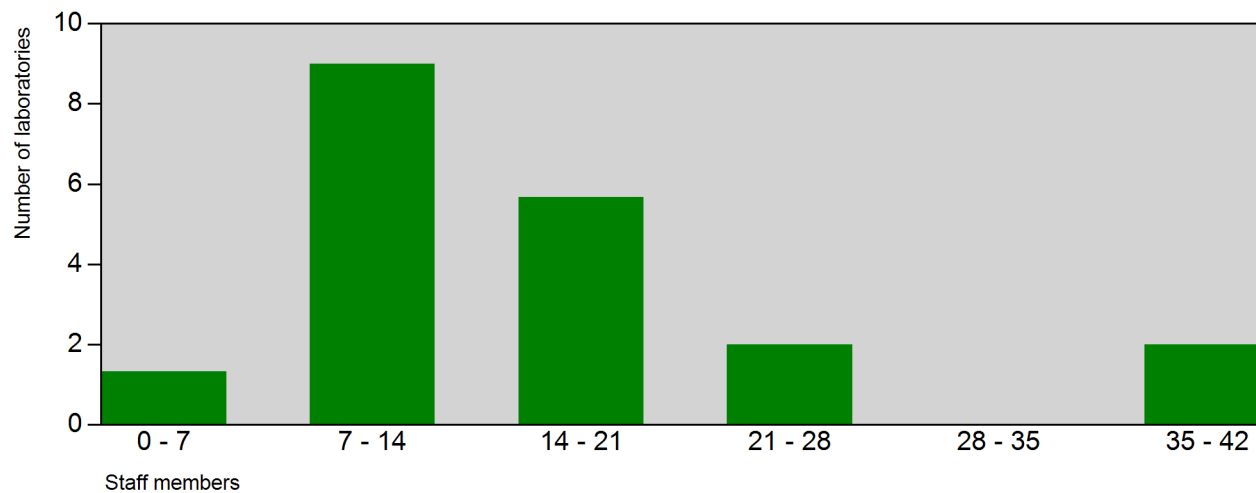
Country	Number of laboratories
Australia	1
Austria	1
Belarus	1
Belgium - Flemish Community	1
Belgium - French Community	1
Belgium - German Community	1
Bulgaria	1
Czech Republic	1
Finland	1

Country	Number of laboratories
France	1
Italy	1
Norway	1
Poland	1
Portugal	1
Romania	1
Russian Federation	1
Sweden	1
Switzerland	1
Tunisia	1
Turkey	1
Ukraine	1
United Kingdom	1
Germany	2
Spain	2
United States of America	2

5.1.3.A.6 How many members of staff work in your national laboratory for anti-doping analysis?

Value for all the laboratories from all responding States (20)

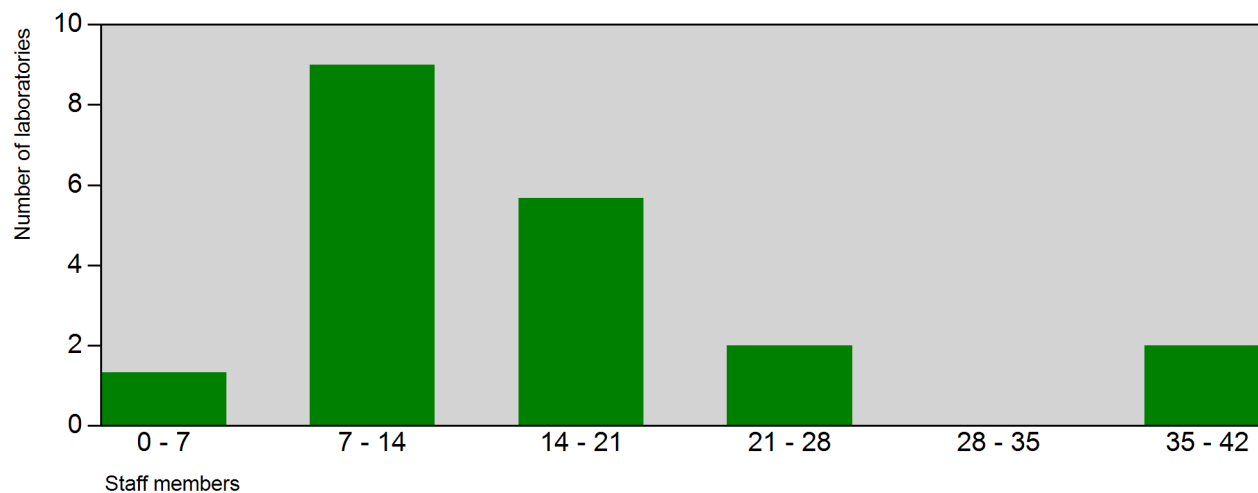
These results may not be always whole numbers because of the answers of the 3 Belgian communities.



Total : 342.33
 Average: 17.12
 Median: 14.50
 Minimum : 0
 Maximum : 42

Value for the laboratories from States partie to the Convention (20)

These results may not be always whole numbers because of the answers of the 3 Belgian communities.

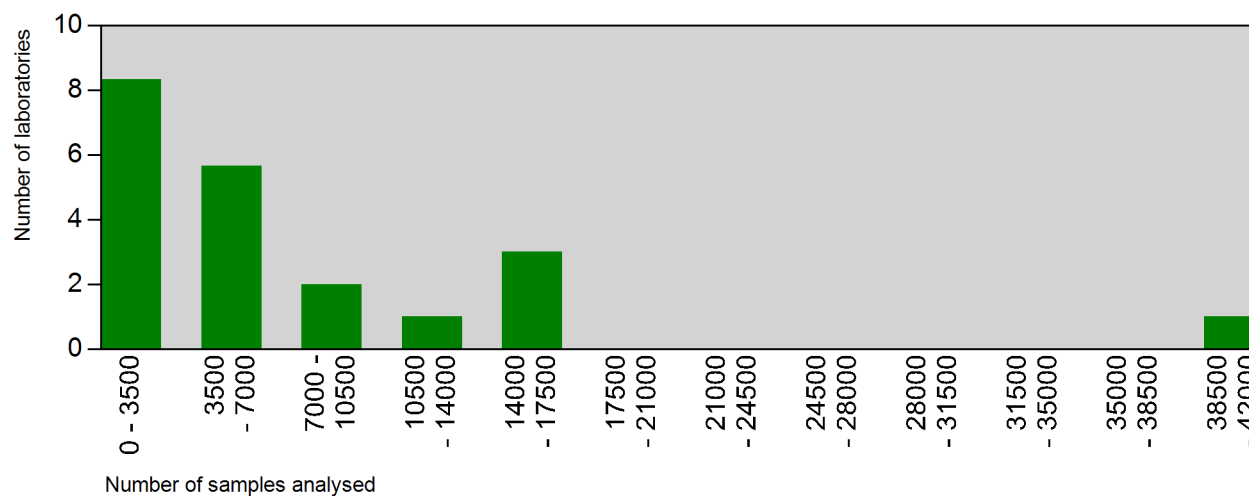


Total :	342.33
Average:	17.12
Median:	14.50
Minimum :	0
Maximum :	42

5.1.3.A.7 How many samples were analysed in the reference year?

Distribution for all responding States (21)

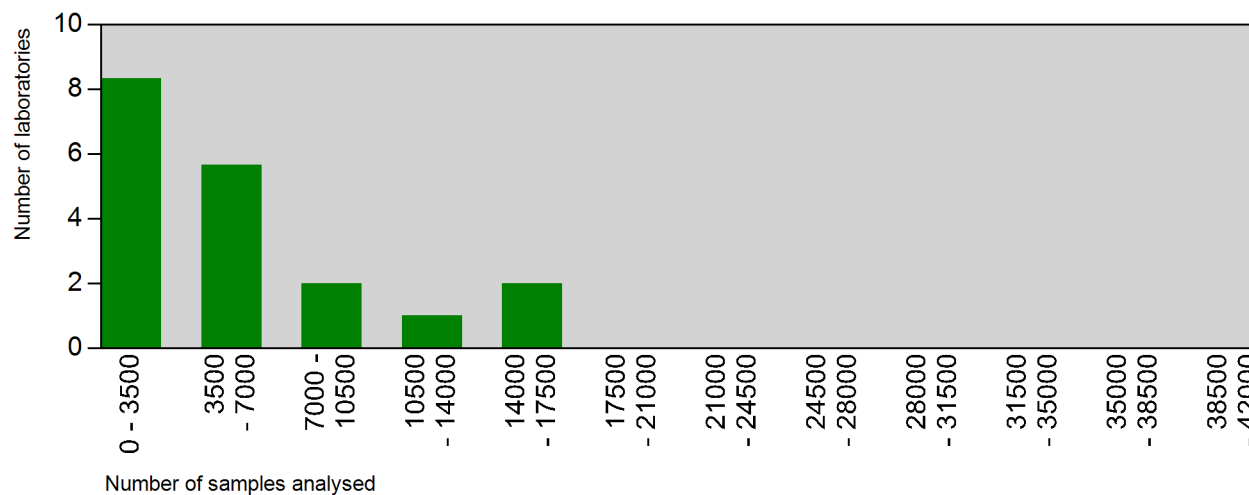
These results may not be always whole numbers because of the answers of the 3 Belgian communities.



Total : 160,060
 Average: 7,621.90
 Median: 5,000
 Minimum : 0
 Maximum : 41,559

Distribution for the States parties to the Convention (19)

These results may not be always whole numbers because of the answers of the 3 Belgian communities.



Total :	104,496
Average:	5,499.79
Median:	4,332
Minimum :	0
Maximum :	41,559

5.1.4 Do the sports organisations and anti-doping organisation within your jurisdiction have access to WADA accredited laboratories for the purpose of anti-doping control analysis?

Answer of Netherlands

Yes, all controls are performed by accredited laboratories

	All responding States (42)		States parties to the convention (41)	
Yes, all controls are performed by accredited laboratories	37	88 %	36	88 %
Yes most controls are performed by accredited laboratories	3	7 %	3	7 %
Only a number of controls are performed by accredited laboratories	1	2 %	1	2 %
No, access to accredited laboratories or funding of the analysis has not been gained yet	1	2 %	1	2 %
TOTAL	42	100 %	41	100 %

These results may not be always whole numbers because of the answers of the 3 Belgian communities.

5.2 Research

5.2.1 Is there any research being conducted in your country related to doping in sport?

Answer of Netherlands

Yes

	All responding States (43)		States parties to the convention (41)	
Yes	24	55 %	23	55 %
No	14	33 %	13	33 %
Not available	5	12 %	5	12 %
TOTAL	43	100 %	41	100 %

These results may not be always whole numbers because of the answers of the 3 Belgian communities.

5.2.2 If yes, what type of research is being conducted in your country?

Answer of Netherlands

Analytical methods

Social/psychological research

Physiological effects of banned substances

	All responding States (24)		States parties to the convention (23)	
Analytical methods	22	92 %	21	91 %
Social/psychological research	17	72 %	16	71 %
Physiological effects of banned substances	10	42 %	9	40 %
Evaluation Research	12	51 %	12	53 %
Research on performance enhancement through physiological and psychological training programmes as alternatives to using doping substances in sports?	6	25 %	6	26 %
Others	2	8 %	2	9 %
TOTAL	69	290 %	66	290 %

These results may be greater than 100% as multiple answers are possible.

These results may not be always whole numbers because of the answers of the 3 Belgian communities.

Article 6**6.1 Education****6.1.1 Does your country have anti-doping education and information programmes?**

Answer of Netherlands

Yes

	All responding States (43)		States parties to the convention (41)	
Yes	42	98 %	41	100 %
Not available	1	2 %	0	0 %
TOTAL	43	100 %	41	100 %

These results may not be always whole numbers because of the answers of the 3 Belgian communities.

6.1.2 If yes, who is responsible for designing and implementing these programmes?

Answer of Netherlands

The anti-doping organisation mentioned in question 3.3.1

	All responding states (42)		States parties to the convention (41)	
The anti-doping organisation mentioned in question 3.3.1	41	97 %	40	97 %
Private association or company	2	5 %	2	5 %
State authority	9	22 %	9	23 %

These results may be greater than 100% as multiple answers are possible.

These results may not be always whole numbers because of the answers of the 3 Belgian communities.

6.1.3 What type of educational or information materials, activities or programmes are available?

Answer of Netherlands

Seminars, workshops

Printed documents

Audio-visual materials

Posters

Telephone service

Website

Goodies (Advertising material, etc.)

Other

E-mail service

	All responding states (43)		States parties to the convention (41)	
Seminars, workshops	41	95 %	40	98 %
Printed documents	41	95 %	40	98 %
Audio-visual materials	28	66 %	27	67 %
Posters	32	74 %	31	76 %
Telephone service	29	67 %	28	67 %
Website	40	93 %	38	93 %
Goodies (Advertising material, etc.)	27	64 %	26	64 %
Other	13	31 %	13	33 %

These results may be greater than 100% as multiple answers are possible.

These results may not be always whole numbers because of the answers of the 3 Belgian communities.

6.1.4 Which groups were targeted with education and information programmes during last year?

Answer of Netherlands

Elite athletes

Young athletes

Recreational athletes

Coaches

Administrators and Officials

Medical Professionals

Pharmacists

Students

Media

Other

Parents; paramedical personnel (physical therapists, etc.)

	All responding states (43)		States parties to the convention (41)	
Elite athletes	41	95 %	40	98 %
Media	23	54 %	22	54 %
Other	9	21 %	8	20 %
Young athletes	42	98 %	41	100 %
Recreational athletes	22	50 %	21	50 %
Coaches	41	95 %	40	98 %
Administrators and Officials	34	80 %	33	81 %
Medical Professionals	38	89 %	37	91 %
Pharmacists	18	42 %	18	44 %
Teachers	23	53 %	22	53 %
Students	31	71 %	30	72 %

These results may be greater than 100% as multiple answers are possible.

These results may not be always whole numbers because of the answers of the 3 Belgian communities.

States which answered 'Other' :

Finland
Germany
Malta
Monaco
Netherlands
Norway
Serbia
Slovakia
Tunisia

6.1.5 Do you publish information on medicine either containing prohibited substances or free of prohibited substances?

Country	On paper	On line	Web address
Andorra		X	www.esports.ad/index.php?option=com_content&view=article&id=150&Itemid=63
Armenia	X	X	www.armnado.am
Australia	X	X	www.asada.gov.au
Austria		X	http://www.nada.at/medikamentenabfrage
Belarus		X	www.nada.by
Belgium - Flemish Community		X	www.dopinglijn.be
Belgium - French Community		X	www.cbip.be
Belgium - German Community		X	www.dgsport.be
Bosnia and Herzegovina		X	www.ada.gov.ba
Cyprus	X	X	www.cyada.org.cy
Czech Republic	X	X	www.antidoping.cz http://www.antidoping.cz/zakazane_prostredky_leky.php
Denmark	X	X	www.antidoping.dk
Estonia		X	www.antidoping.ee
Finland	X	X	Annual update. Information through e-mail lists, press release. www.antidoping.fi
France		X	http://afld.fr/vidal.php
Georgia		X	www.gadage
Germany	X	X	http://www.nada-bonn.de/medizin/ + http://www.nada-bonn.de/nadamed/ www.dopinginfo.de (doping lexicon, doping education for adolescents etc.)
Hungary		X	www.antidopping.hu
Iceland		X	http://www.isi.is/pages/lyfjaeftirlit/
Ireland	X	X	www.eirpharm.com
Italy	X		
Latvia		X	www.antidopings.lv/medikamenti
Lithuania		X	www.antidopingas.lt
Luxembourg	X	X	www.alad.lu

Country	On paper	On line	Web address
Netherlands	X	X	www.dopingautoriteit.nl
Norway	X	X	www.antidoping.no
Poland		X	www.leki.antydoping.pl
Portugal	X	X	www.idesporto.pt
Romania	X	X	On paper: - The List of Prohibited Substances - The Guide with pharmaceutical products allowed in sport for certain diseases - The Mini-Guide with pharmaceutical products allowed in sport for certain diseases - The List of pharmaceutical products containing prohibited substances authorized and commercialized in Romania Online: - The List of Prohibited Substances http://www.anad.gov.ro/pdf/listainterzisa2010.pdf www.anad.gov.ro
Russian Federation	X	X	www.rusada.ru www.minstm.gov.ru
Serbia		X	http://adas.rs/doping-free.php
Slovakia		X	www.antidoping.sk
Slovenia	X	X	Register of Registered Drugs in Republic of Slovenia (only in hard copy)
Sweden		X	http://www.rf.se/Vi-arbetar-med/Antidoping2/Dopinglistor/Roda-listan/
Switzerland		X	www.antidoping.ch , especially the on-line drug database to check medication
Tunisia		X	http://www.anad.tn
Ukraine	X		
United Kingdom	X	X	www.globaldro.com
United States of America	X	X	www.globaldro.com

6.1.6 Does the organisation in charge of the co-ordination or development of the educational and information programme use the 'Model guidelines for core information/education programmes to prevent doping in sport'?

Answer of Netherlands

Not available

	All responding States (43)		States parties to the convention (41)	
Yes	22	51 %	22	54 %
No	10	22 %	10	24 %
Not available	11	26 %	9	23 %
TOTAL	43	100 %	41	100 %

These results may not be always whole numbers because of the answers of the 3 Belgian communities.

Article 7**7.1 Doping Control Programme****7.1.1 Does your country have a national testing programme?**

Answer of Netherlands

Yes

	All responding States (43)		States parties to the convention (41)	
Yes	42	98 %	41	100 %
Not available	1	2 %	0	0 %
TOTAL	43	100 %	41	100 %

These results may not be always whole numbers because of the answers of the 3 Belgian communities.

7.1.2 Is your national control programme certified according to relevant ISO quality standard ISO 9001:2000 for the requirements applicable to doping control programmes and related activities specified in: - The World Anti-Doping Code - The International Standard for Testing- The International Standard for Therapeutic Use Exemptions - The Prohibited List ?

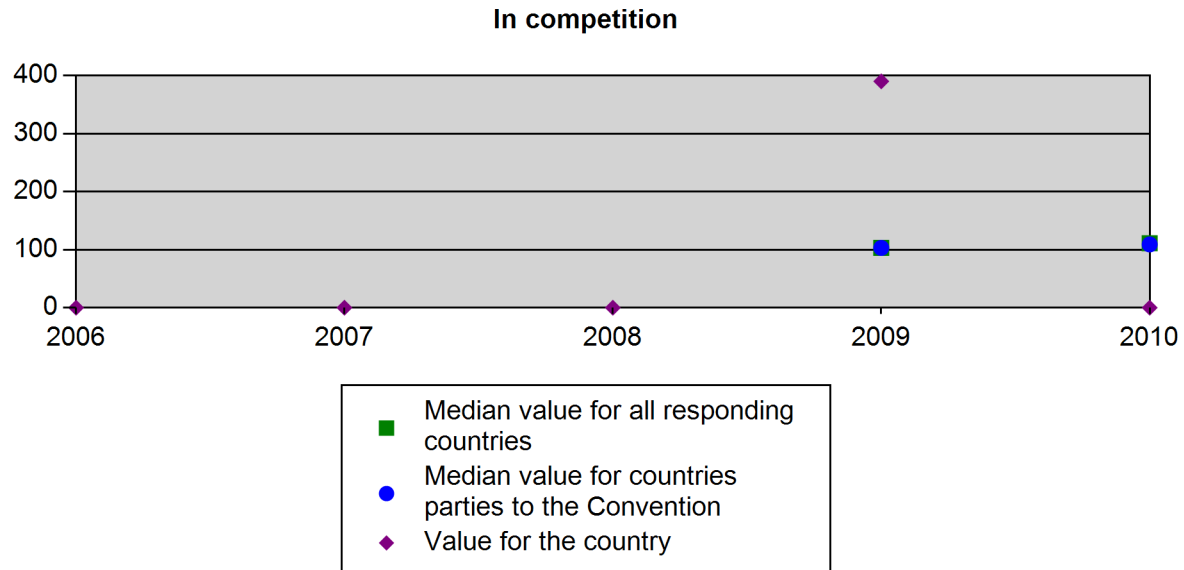
Answer of Netherlands

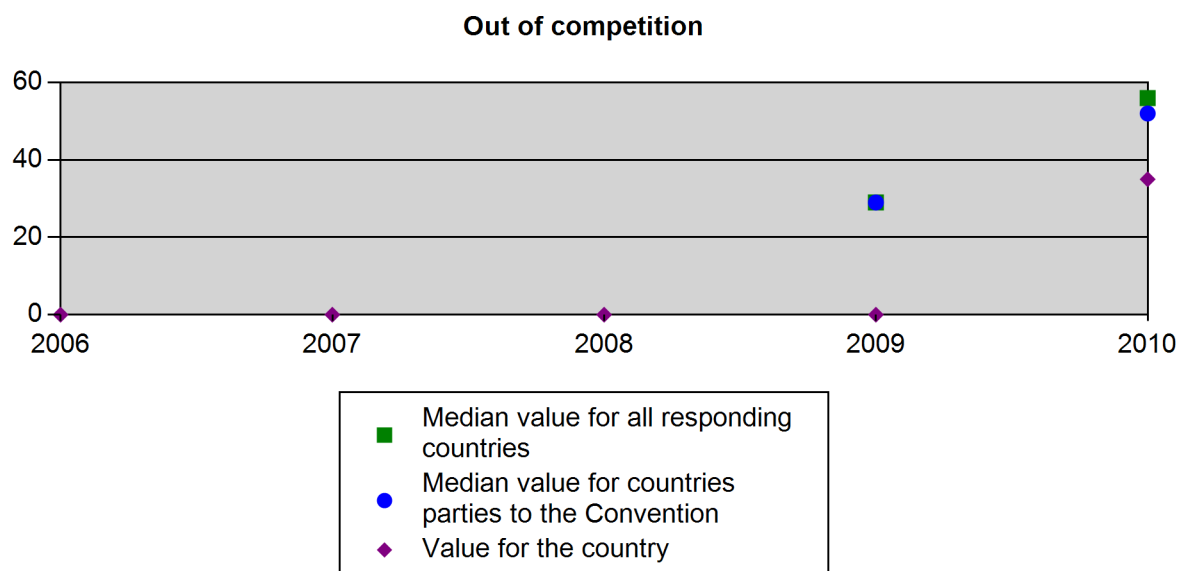
Yes

	All responding States (43)		States parties to the convention (41)	
Yes	22	51 %	22	54 %
No	16	37 %	15	37 %
Not available	5	12 %	4	10 %
TOTAL	43	100 %	41	100 %

These results may not be always whole numbers because of the answers of the 3 Belgian communities.

7.1.3 How many tests were conducted in your country on both national and foreign athletes, as part of international federations' programmes?





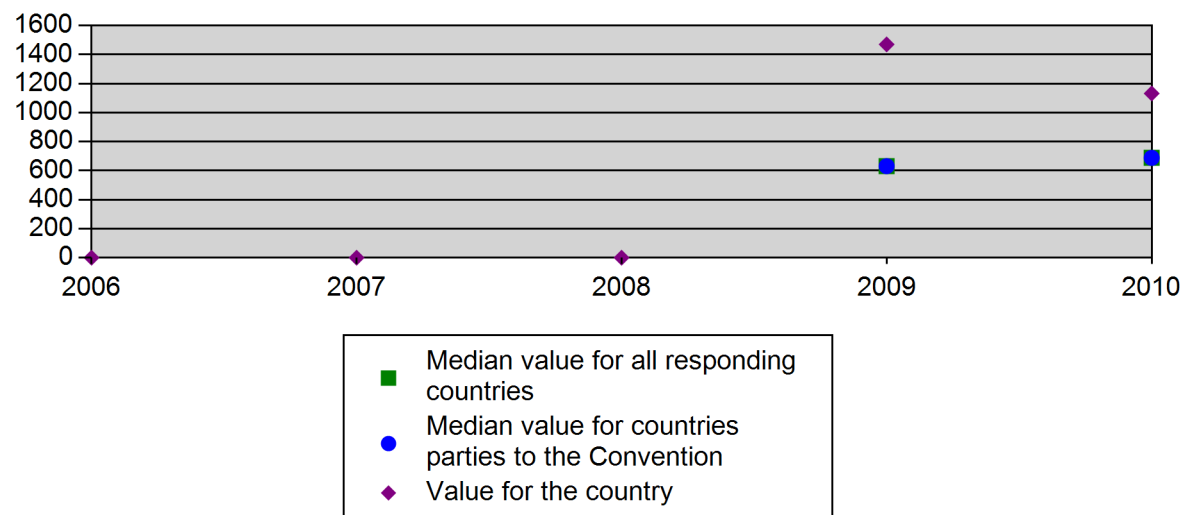
7.1.4 How many tests were conducted in the reference year as part of your national testing programme, on both national and foreign athletes?

	Number of tests in-competition		Number of tests out of competition		Total number of tests
	national competitions	international competitions	in the country	in other countries	
Andorra	0	9	12	0	21
Armenia	0	0	70	0	70
Australia	2570	67	4430	146	7213
Austria	289	0	807	0	1096
Belarus	195	74	868	0	1137
Belgium - Flemish Community	1539	250	608	0	2397
Belgium - French Community	1033	0	80	0	1113


Belgium - German Community	20	20	0	0	40
Bosnia and Herzegovina	12	0	60	0	72
Bulgaria	113	147	70	0	330
Croatia	283	0	185	0	468
Cyprus	310	0	116	8	434
Czech Republic	966	0	312	6	1284
Denmark	579	128	876	53	1636
Estonia	80	0	60	0	140
Finland	1011	92	1223	25	2351
France	7659	611	2241	0	10511
Georgia	16	0	8	0	24
Germany	688	161	8057	51	8957
Hungary	124	0	776	0	900
Iceland	80	0	59	1	140
Ireland	321	0	387	47	755
Italy	2686	0	1622	0	4308
Latvia	81	32	110	0	223
Lithuania	16	10	70	0	96
Luxembourg	66	48	53	8	175
Monaco	0	0	0	0	0
Netherlands	1132	0	926	0	2058
Norway	1120	0	1170	10	2300
Poland	1392	0	1317	0	2709
Portugal	2474	0	1158	0	3632
Romania	1724	0	1383	0	3107
Russian Federation	7400	29	5400	0	12829

Serbia	329	0	72	0	401
Slovakia	404	225	214	17	860
Slovenia	0	0	39	0	39
Spain	4198	0	2161	0	6359
Sweden	1493	199	2440	24	4156
Switzerland	689	0	1137	72	1898
Tunisia	1099	152	603	37	1891
Turkey	2828	0	883	0	3711
Ukraine	1296	42	486	0	1824
United Kingdom	2230	0	0	0	2230
United States of America	0	0	0	0	0
TOTAL	50545	2296	42549	505	95895

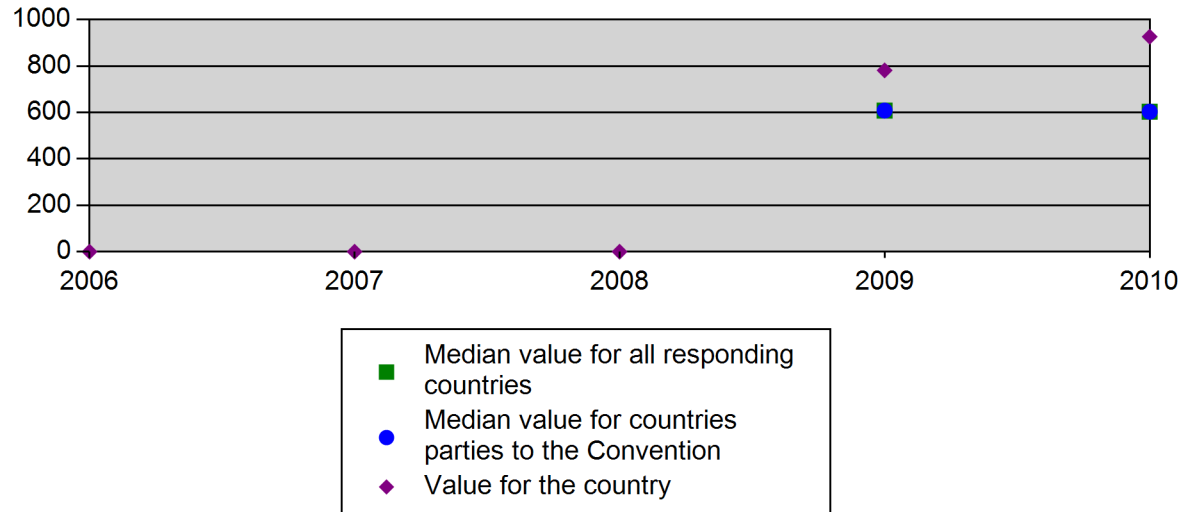
International competitions - In competition

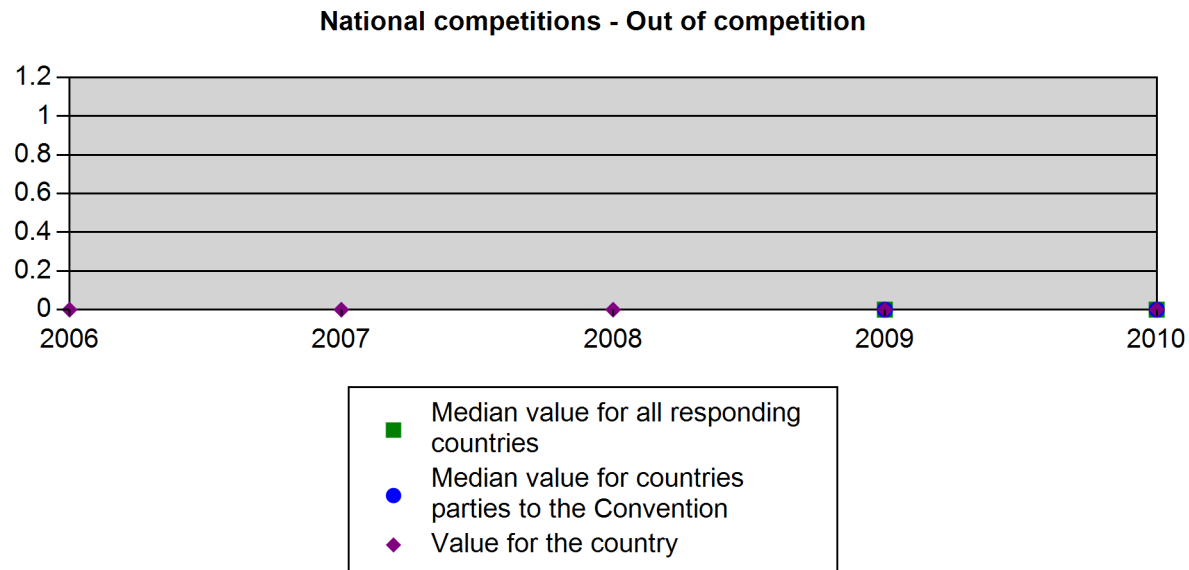


International competitions - Out of competition



National competitions - In competition





7.1.5 Estimate the percentage of doping controls of your national testing programme which have been performed on people who are not 'High level athletes' :

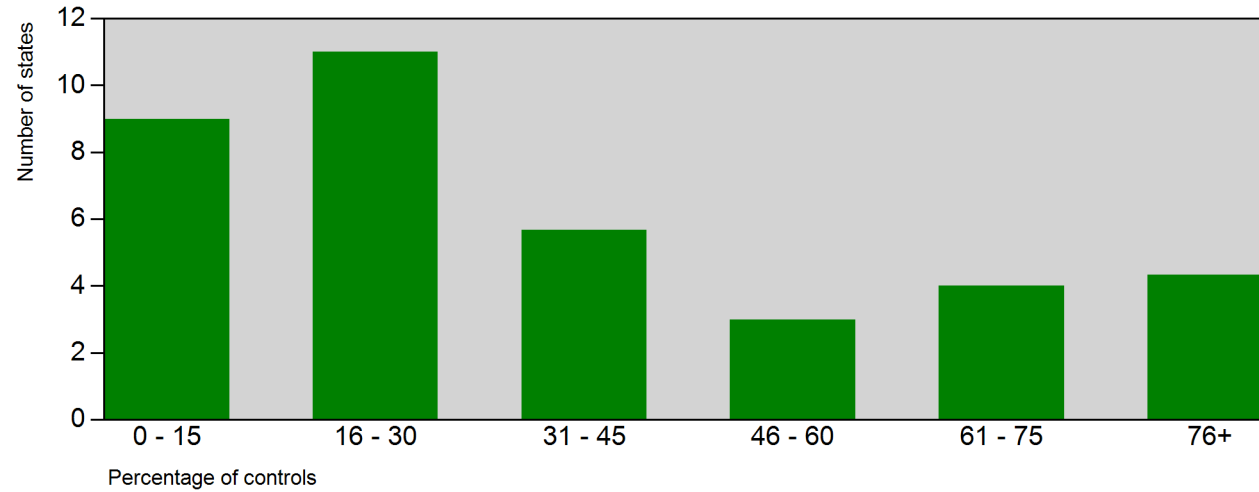
Answer of Netherlands

5

Answer of other states

Distribution for all responding States (37)

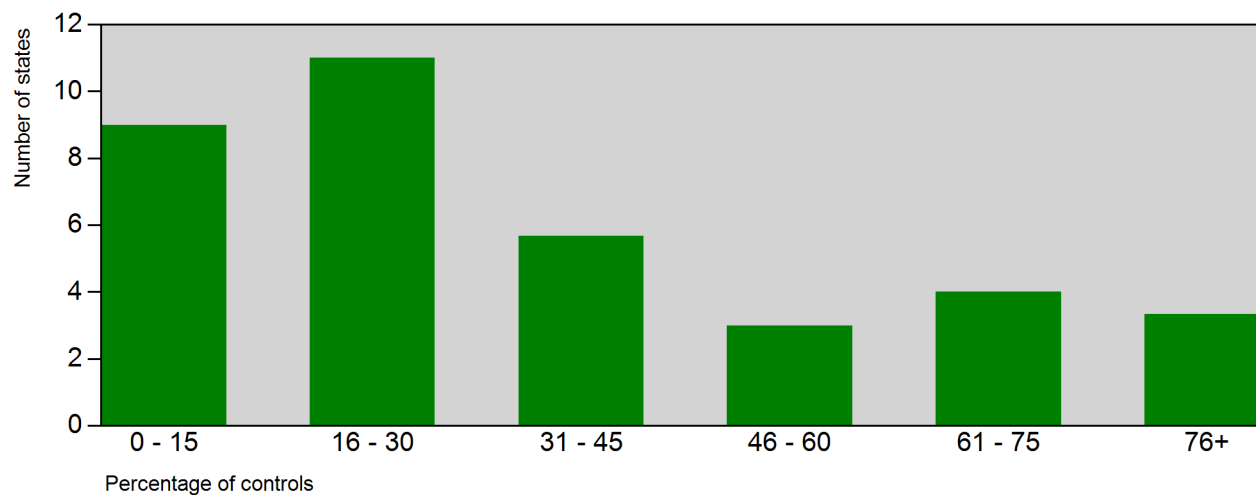
These results may not be always whole numbers because of the answers of the 3 Belgian communities.



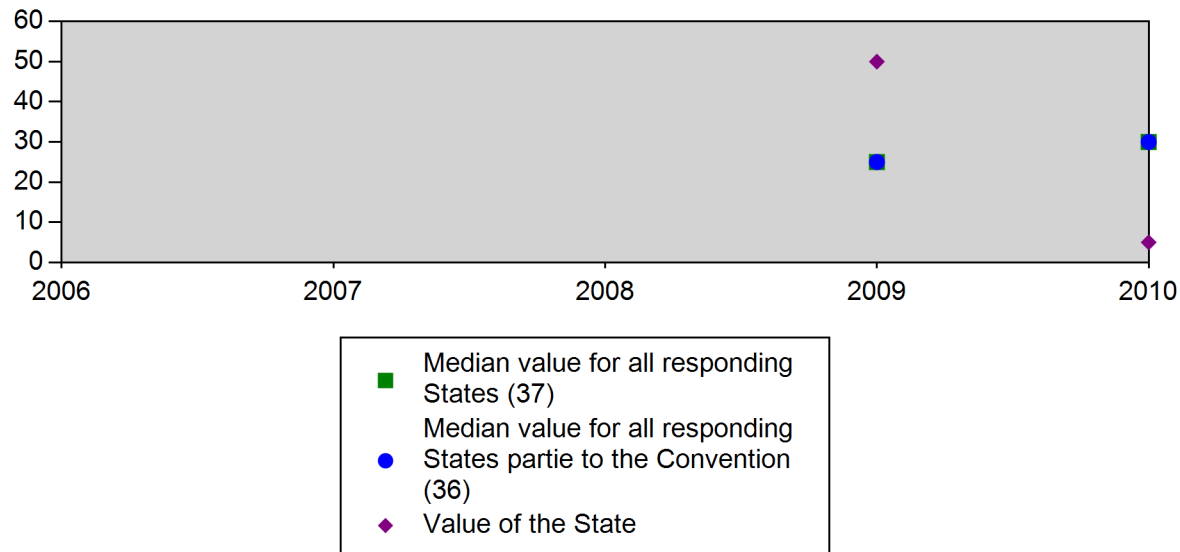
Total :	1,326.67
Average:	35.86
Median:	30
Minimum :	0
Maximum :	100

Distribution for the States parties to the Convention (36)

These results may not be always whole numbers because of the answers of the 3 Belgian communities.



Total :	1,226.67
Average:	34.07
Median:	30
Minimum :	0
Maximum :	100



	2006	2007	2008	2009	2010
All responding states				25	30
States parties to the convention				25	30
Answer of Netherlands				50	5

Does your national testing programme also include tests on people who are not necessarily members of national federations, e.g. in sport for all competitions, fitness studios, prisons, armed forces, etc.?

Answer of Netherlands

No

	All responding States (41)		States parties to the convention (40)	
Yes	10	24 %	10	24 %
No	31	76 %	30	76 %
TOTAL	41	100 %	40	100 %

These results may not be always whole numbers because of the answers of the 3 Belgian communities.

7.1.6 Do you have a system for testing individuals out of competition?

Answer of Netherlands

Yes

	All responding States (43)		States parties to the convention (41)	
Yes	38	88 %	37	90 %
No	3	7 %	3	7 %
Not available	2	5 %	1	2 %
TOTAL	43	100 %	41	100 %

These results may not be always whole numbers because of the answers of the 3 Belgian communities.

7.1.7 If yes, how is this system organised?

Answer of Netherlands

Register of eligible athletes held centrally by
National Anti-Doping organisation

	All responding States (38)		States parties to the convention (37)	
Register of eligible athletes held centrally by National Anti-Doping organisation	36	95 %	35	95 %
Register of eligible athletes held by each governing body/federation	9	24 %	9	24 %
Other	2	5 %	2	5 %
TOTAL	47	124 %	46	124 %

These results may be greater than 100% as multiple answers are possible.

These results may not be always whole numbers because of the answers of the 3 Belgian communities.

States which answered 'Other' :

Norway

Sweden

7.1.8 What is the selection procedure?

Answer of Netherlands

Random selection

Targeted selection (e.g. At certain times before competitions or specific priorities)

	All responding States (42)		States parties to the convention (41)	
Random selection	34	82 %	33	81 %
Targeted selection (e.g. At certain times before competitions or specific priorities)	41	98 %	40	98 %
TOTAL	75	179 %	73	179 %

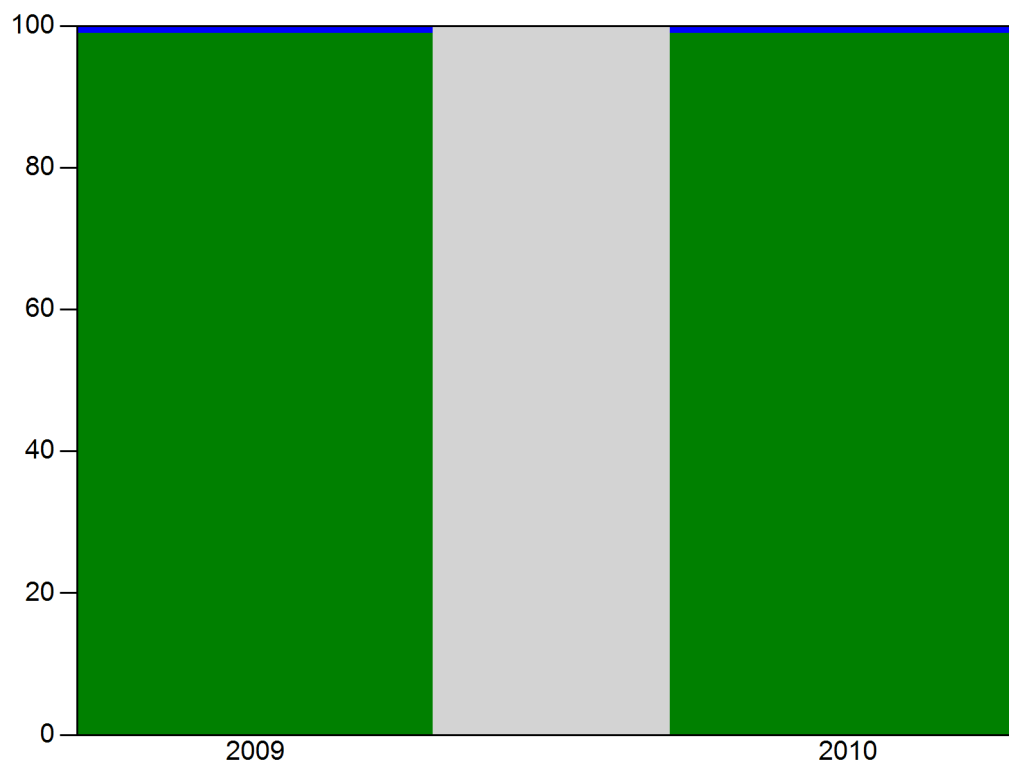
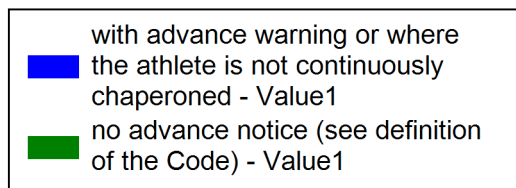
These results may be greater than 100% as multiple answers are possible.

These results may not be always whole numbers because of the answers of the 3 Belgian communities.

7.1.9 What is the percentage of notice competitors have for out-of-competition testing?

	Netherlands	All responding states	States parties to the convention
no advance notice (see definition of the Code)	99 %	98.74 %	98.50 %
with advance warning or where the athlete is not continuously chaperoned	1 %	1.26 %	1.50 %

These results may not be always whole numbers because of the answers of the 3 Belgian communities.



	2009	2010
no advance notice (see definition of the Code)	2346597	2346597
with advance warning or where the athlete is not continuously chaperoned	23703	23703

These results may not be always whole numbers because of the answers of the 3 Belgian communities.

7.1.10 How many controls were ordered as part of your national testing programme but not conducted (refusal, not available for testing) ?

Country	Convention	Ordered controls	Total conducted		Total non conducted	
Armenia	X	70	70	100,00 %	0	0,00 %
Australia	X	7249	7213	99,50 %	36	0,50 %
Belarus	X	1140	1137	99,74 %	3	0,26 %
Belgium - Flemish Community	X	2428	2397	98,72 %	31	1,28 %
Belgium - French Community	X	1124	1113	99,02 %	11	0,98 %
Belgium - German Community	X	40	40	100,00 %	0	0,00 %
Bosnia and Herzegovina	X	72	72	100,00 %	0	0,00 %
Bulgaria	X	330	330	100,00 %	0	0,00 %
Croatia	X	469	468	99,79 %	1	0,21 %
Cyprus	X	434	434	100,00 %	0	0,00 %
Czech Republic	X	1293	1284	99,30 %	9	0,70 %
Denmark	X	1679	1636	97,44 %	43	2,56 %
Estonia	X	142	140	98,59 %	2	1,41 %
Finland	X	2352	2351	99,96 %	1	0,04 %
France	X	10523	10511	99,89 %	12	0,11 %
Georgia	X	120	24	20,00 %	96	80,00 %
Germany	X	9703	8957	92,31 %	746	7,69 %
Hungary	X	922	900	97,61 %	22	2,39 %
Iceland	X	140	140	100,00 %	0	0,00 %
Italy	X	4308	4308	100,00 %	0	0,00 %
Latvia	X	224	223	99,55 %	1	0,45 %
Lithuania	X	100	96	96,00 %	4	4,00 %
Luxembourg	X	178	175	98,31 %	3	1,69 %
Netherlands	X	2314	2058	88,94 %	256	11,06 %
Norway	X	2303	2300	99,87 %	3	0,13 %

Country	Convention	Ordered controls	Total conducted		Total non conducted	
Poland	X	2711	2709	99,93 %	2	0,07 %
Portugal	X	3635	3632	99,92 %	3	0,08 %
Romania	X	3110	3107	99,90 %	3	0,10 %
Russian Federation	X	12929	12829	99,23 %	100	0,77 %
Serbia	X	410	401	97,80 %	9	2,20 %
Slovakia	X	889	860	96,74 %	29	3,26 %
Slovenia	X	39	39	100,00 %	0	0,00 %
Spain	X	6363	6359	99,94 %	4	0,06 %
Sweden	X	4163	4156	99,83 %	7	0,17 %
Switzerland	X	1898	1898	100,00 %	0	0,00 %
Tunisia	X	1897	1891	99,68 %	6	0,32 %
Turkey	X	7422	3711	50,00 %	3711	50,00 %
Ukraine	X	1824	1824	100,00 %	0	0,00 %
United Kingdom	X	2317	2230	96,25 %	87	3,75 %

7.1.11 Which class of drugs are controlled in competition?

Answer of Netherlands

Anabolic Agents

Peptide hormones, growth factors and related substances

Beta-2 agonists

Hormone antagonists and modulators

Diuretics and other Masking Agents

Stimulants

Narcotics

Cannabinoids

Glucocorticosteroids

	All responding states (42)		States parties to the convention (41)	
Non-approved substances	31	74 %	30	73 %
Glucocorticosteroids	37	87 %	36	87 %
Anabolic Agents	41	98 %	40	98 %
Peptide hormones, growth factors and related substances	40	95 %	39	95 %
Beta-2 agonists	41	98 %	40	98 %
Hormone antagonists and modulators	40	95 %	39	95 %
Diuretics and other Masking Agents	41	98 %	40	98 %
Stimulants	41	98 %	40	98 %
Narcotics	41	98 %	40	98 %
Cannabinoids	40	95 %	39	95 %

These results may be greater than 100% as multiple answers are possible.

These results may not be always whole numbers because of the answers of the 3 Belgian communities.

7.1.12 Which class of drugs are controlled out-of-competition?

Answer of Netherlands

- Anabolic Agents
- Peptide hormones, growth factors and related substances
- Beta-2 agonists
- Hormone antagonists and modulators
- Diuretics and other Masking Agents

	All responding states (42)		States parties to the convention (41)	
Non-approved substances	28	67 %	27	66 %
Glucocorticosteroids	10	25 %	10	25 %
Anabolic Agents	41	98 %	40	98 %
Peptide hormones, growth factors and related substances	39	93 %	38	93 %
Beta-2 agonists	37	88 %	36	88 %
Hormone antagonists and modulators	40	95 %	39	95 %
Diuretics and other Masking Agents	41	97 %	40	97 %
Stimulants	5	13 %	5	13 %
Narcotics	8	20 %	8	20 %
Cannabinoids	7	17 %	7	18 %

These results may be greater than 100% as multiple answers are possible.

These results may not be always whole numbers because of the answers of the 3 Belgian communities.

7.1.14 Please indicate the membership (International Federation) of all persons who committed a confirmed doping offence.

List of federations in which doping offences have been confirmed by all responding countries (31.67)

Rank	Federations	In competition testing - National
1	The tool does not permit the recording of proper answers	2,000
2	IFBB, International Federation of BodyBuilders	29.33
3	UCI, International Cycling Union	19.67
4	FIFA, International Football Federation	18.67
5	IPF, International Powerlifting Federation	15.67
6	UIBBN, International Union for Natural Body Building	12.33
7	IAAF, International Association of Athletics Federations	12
8	AIBA, International Boxing Association	11
9	RLIF, Rugby League International Federation	8
10	FIVB, International Volleyball Federation	8
11	NABBA International (National Amateur Body-Builders' Association)	8.00
12	FIBA, International Basketball Federation	7.67
13	IHF, International Handball Federation	7.67
14	FILA, International Federation of Associated Wrestling Styles	7
15	IIHF, International Ice Hockey Federation	6.67
16	FIH, International Hockey Federation	6.33
17	IRB, International rugby board	6
18	IWF, International Weightlifting Federation	6
19	WAKO, World Assoc. of Kickboxing Organ.	5.67
20	EFAF, European Federation of American Football	4.67
21	FIM, International Motorcycling Federation	4.33
22	IBAF, International Baseball Federation	4
23	FIA, Fédération internationale de l'automobilisme	3.67
24	IJF, International Judo Federation	3.33
25	ITTF, The International Table Tennis Federation	3.33

Rank	Federations	In competition testing - National
26	Different martial art sports	3
27	WCBS, World Confederation of Billards	3
28	WPBSA, World Professional Billards and Snooker	3
29	ISAF, International Sailing Federation	3
30	ISSF, International Shooting Sport Federation	3
31	IGF, International Golf Federation	3
32	ITF, International Tennis Federation	3
33	IFAF, International Federation of American Football	3
34	FIB, Federation of International Bandy	3
35	FINA, International Swimming Federation	2.33
36	IFF, International Floorball Federation	2.33
37	WSF, World Squash Federation	2.33
38	WTF, World Taekwondo Federation	2
39	WKF, World Karate Federation	2
40	IWAS, International Wheelchair & Amputee Sports Federation	2
41	INBA - Int. Natural Bodybuilding Association	2
42	Powerpressfederation	2
43	ISA, International Surfing Association	2
44	FIRS, International Roller Sports Federation	2
45	FISU, The International University Sports Federation	2
46	FIG, International Gymnastics Federation	1.33
47	shooto (mais je ne pense pas qu'il existe une fédération internationale)	1.33
48	WMF, World Minigolfsport Federation	1
49	Roller-Skate Hockey	1
50	ISBHF - Int.Street and Ball Hockey Federation	1

Rank	Federations	In competition testing - National
51	ITU, International Triathlon Union	1
52	IWSF, International Water Ski Federation	1
53	UEFA, Union of European Football Associations	1
54	UIAA, International Mountaineering and Climbing Federation	1
55	FEI, International Equestrian Federation	1
56	BWF, Badminton World Federation	1
57	FITA, International Archery Federation	1
58	ICF, International Canoe Federation	1
59	IDSF, International Dance Sport Federation	1
60	ISU, International Skating Union	1
61	IFMA, International Federation Muaythai Amateur	1
62	IFS, International Sumo Federation	1
63	WAF (bras de fer)	0.67
64	World Strongest Men	0.33

These results may not be always whole numbers because of the answers of the 3 Belgian communities.

Evolution in the past five years for the federations with the most offences

	2009	2010
The tool does not permit the recording of proper answers		2019 (1)
IFBB, International Federation of BodyBuilders	57 (3)	29 (2)
UCI, International Cycling Union	31 (5)	20 (2)
FIFA, International Football Federation		18 (4)
IPF, International Powerlifting Federation	23 (7)	16 (4)
RLIF, Rugby League International Federation		8 (8)
UIBBN, International Union for Natural Body Building		12 (8)
AIBA, International Boxing Association	16 (7)	
FIBA, International Basketball Federation	21 (7)	
FILA, International Federation of Associated Wrestling Styles	63 (1)	
IAAF, International Association of Athletics Federations	15 (7)	
IWF, International Weightlifting Federation	37 (2)	

These results may not be always whole numbers because of the answers of the 3 Belgian communities.

List of federations in which doping offences have been confirmed

Rank	Federations	In competition testing - International
1	IFBB, International Federation of BodyBuilders	4
2	IAAF, International Association of Athletics Federations	3
3	IWF, International Weightlifting Federation	3
4	UCI, International Cycling Union	2
5	FIA, Fédération internationale de l'automobilisme	2
6	FIBA, International Basketball Federation	1
7	AIBA, International Boxing Association	1
8	EAA, European Athletic Association	1
9	IHF, International Handball Federation	1
10	IJF, International Judo Federation	1
Evolution in the past five years for the federations with the most offences		
	11. ITTF, The International Table Tennis Federation	1
		2009 2010
	12. WCF, World Curling Federation	
	IFBB, International Federation of BodyBuilders	3 (4) 4 (1)
	13. WTF, World Taekwondo Federation	
	IAAF, International Association of Athletics Federations	4 (4) 3 (2)
	14. IPC, International Paralympic Committee	
	FIA, Fédération internationale de l'automobilisme	
	15. IBAF, International Baseball Federation	2 (3)
	IWF, International Weightlifting Federation	7 (1) 3 (3)
	UCI, International Cycling Union	3 (4) 2 (3)
	AIBA, International Boxing Association	
	EAA, European Athletic Association	
	FIBA, International Basketball Federation	5 (2) 1 (6)
	IBAF, International Baseball Federation	

These results may not be always whole numbers because of the answers of the 3 Belgian communities.

	2009	2010
IHF, International Handball Federation	2 (7)	1 (6)
IJF, International Judo Federation	2 (7)	1 (6)
IPC	6 (2)	1 (6)
ITTF, The International Table Tennis Federation		1 (6)
WCF, World Curling Federation		1 (6)
WTF, World Taekwondo Federation		1 (6)
FILA, International Federation of Associated Wrestling Styles	2 (7)	
FIM, International Motorcycling Federation	2 (7)	
FINA, International Swimming Federation	2 (7)	
FIS, International Ski Federation	2 (7)	
IDSF, International Dance Sport Federation	2 (7)	

These results may not be always whole numbers because of the answers of the 3 Belgian communities.

List of federations in which doping offences have been confirmed

Rank	Federations	Out of competition testing
1	The tool does not permit the recording of proper answers	4,000
2	IAAF, International Association of Athletics Federations	19
3	IWF, International Weightlifting Federation	15
4	IPF, International Powerlifting Federation	12
5	UCI, International Cycling Union	8
6	IRB, International rugby board	4
7	IFBB, International Federation of BodyBuilders	3
8	FIFA, International Football Federation	3

Rank	Federations	Out of competition testing
9	EAA, European Athletic Association	2
10	FIBA, International Basketball Federation	2
11	FINA, International Swimming Federation	2
12	IJF, International Judo Federation	2
13	UIBBN, International Union for Natural Body Building	2
14	Different martial art sports	2
15	Mass sport activity	1
16	WKF, World Karate Federation	1
17	WTF, World Taekwondo Federation	1
18	ILS, International Life Saving Federation	1
19	IIHF, International Ice Hockey Federation	1
20	ITU, International Triathlon Union	1
21	Australian Football League (no IF)	1
22	FIS, International Ski Federation	1
23	FISA, International Federation of Rowing Associations	1
24	FISU, The International University Sports Federation	1
25	ICF, International Canoe Federation	1
26	ICSF, International Casting Federation	1
27	IFAF, International Federation of American Football	1
28	AIBA, International Boxing Association	1
29	FIA, Fédération internationale de l'automobilisme	1
30	FIG, International Gymnastics Federation	1
31	FIH, International Hockey Federation	1
32	FILA, International Federation of Associated Wrestling Styles	1

These results may not be always whole numbers because of the answers of the 3 Belgian communities.

Evolution in the past five years for the federations with the most offences

	2009	2010
The tool does not permit the recording of proper answers		4004 (1)
IAAF, International Association of Athletics Federations	15 (2)	19 (2)
IPF, International Powerlifting Federation	20 (1)	12 (3)
IWF, International Weightlifting Federation	11 (3)	15 (3)
FIFA, International Football Federation		3 (8)
IRB, International rugby board		4 (8)
UCI, International Cycling Union		8 (8)
IFBB, International Federation of BodyBuilders	7 (6)	
FILA, International Federation of Associated Wrestling Styles	2 (9)	
FIS, International Ski Federation	5 (5)	
FIBT, International Bobsleigh and Tobogganing Federation	4 (7)	

These results may not be always whole numbers because of the answers of the 3 Belgian communities.

7.1.15 For each Adverse Analytical Finding on 'prohibited substances', which has been reported by the labs as part of your national testing programme, please specify :

- how many have been confirmed as being Anti-Doping Rule violation
- how many have been confirmed as not being an Anti-Doping Rule violation
- how many are still under investigation (procedure still open)

For each case, distinguish whether it occurred in-competition or out-of-competition.

Answer of Netherlands (37)

These results may not be always whole numbers because of the answers of the 3 Belgian communities.

	Confirmed as anti-doping rules violation	TOTAL
Anabolic agents	6 (28,57 %)	6 (28,57 %)
Peptide hormones, growth factors and related substances	1 (4,76 %)	1 (4,76 %)
Beta-2 agonists	1 (4,76 %)	1 (4,76 %)
Stimulants	7 (33,33 %)	7 (33,33 %)
Cannabinoids	6 (28,57 %)	6 (28,57 %)
TOTAL	21 (100 %)	21 (100 %)

Answer of all responding states (37)

These results may not be always whole numbers because of the answers of the 3 Belgian communities.

	Confirmed as anti-doping rules violation	Confirmed not to be an anti-doping rule violation	Still under investigation	TOTAL
Non-approved substances	10 (0,76 %)	0 (0 %)	0 (0 %)	10 (0,76 %)
Anabolic agents	259 (19,68 %)	140 (10,64 %)	19 (1,44 %)	418 (31,76 %)
Peptide hormones, growth factors and related substances	23 (1,75 %)	2 (0,15 %)	2 (0,15 %)	27 (2,05 %)
Beta-2 agonists	39 (2,96 %)	86 (6,53 %)	0 (0 %)	125 (9,50 %)
Hormone antagonists and modulators	36 (2,74 %)	5 (0,38 %)	1 (0,08 %)	42 (3,19 %)
Diuretics and other masking agents	91 (6,91 %)	21 (1,60 %)	5 (0,38 %)	117 (8,89 %)
Stimulants	146 (11,09 %)	20 (1,52 %)	6 (0,46 %)	172 (13,07 %)
Narcotics	8 (0,61 %)	3 (0,23 %)	0 (0 %)	11 (0,84 %)
Cannabinoids	262 (19,91 %)	4 (0,30 %)	5 (0,38 %)	271 (20,59 %)
Glucocorticosteroids	42 (3,19 %)	77 (5,85 %)	4 (0,30 %)	123 (9,35 %)
TOTAL	916 (69,60 %)	358 (27,20 %)	42 (3,19 %)	1316 (100 %)

Answer of the States parties to the convention (37)

These results may not be always whole numbers because of the answers of the 3 Belgian communities.

	Confirmed as anti-doping rules violation	Confirmed not to be an anti-doping rule violation	Still under investigation	TOTAL
Non-approved substances	10 (0,76 %)	0 (0 %)	0 (0 %)	10 (0,76 %)
Anabolic agents	259 (19,68 %)	140 (10,64 %)	19 (1,44 %)	418 (31,76 %)
Peptide hormones, growth factors and related substances	23 (1,75 %)	2 (0,15 %)	2 (0,15 %)	27 (2,05 %)
Beta-2 agonists	39 (2,96 %)	86 (6,53 %)	0 (0 %)	125 (9,50 %)
Hormone antagonists and modulators	36 (2,74 %)	5 (0,38 %)	1 (0,08 %)	42 (3,19 %)
Diuretics and other masking agents	91 (6,91 %)	21 (1,60 %)	5 (0,38 %)	117 (8,89 %)
Stimulants	146 (11,09 %)	20 (1,52 %)	6 (0,46 %)	172 (13,07 %)
Narcotics	8 (0,61 %)	3 (0,23 %)	0 (0 %)	11 (0,84 %)
Cannabinoids	262 (19,91 %)	4 (0,30 %)	5 (0,38 %)	271 (20,59 %)
Glucocorticosteroids	42 (3,19 %)	77 (5,85 %)	4 (0,30 %)	123 (9,35 %)
TOTAL	916 (69,60 %)	358 (27,20 %)	42 (3,19 %)	1316 (100 %)

7.1.16 Does the organisation in charge of the national doping testing programme systematically perform analyses for substances for which a TUE has been granted?

Answer of Netherlands

Yes

	All responding States (43)		States parties to the convention (41)	
Yes	30	69 %	29	70 %
No	9	22 %	9	23 %
Not available	4	9 %	3	7 %
TOTAL	43	100 %	41	100 %

These results may not be always whole numbers because of the answers of the 3 Belgian communities.

7.1.17 For each disciplinary procedure opened by your NADO for the use of prohibited methods, please specify :

- how many have been confirmed as being Anti-Doping Rule violation
- how many have been confirmed as not being an Anti-Doping Rule violation
- how many are still under investigation (procedure still open)

For each case, distinguish whether it occurred in-competition or out-of-competition.

Answer of Netherlands (35)

These results may not be always whole numbers because of the answers of the 3 Belgian communities.

	Confirmed as anti-doping rules violation	TOTAL
Chemical and physical manipulation	1 (100 %)	1 (100 %)
TOTAL	1 (100 %)	1 (100 %)

Answer of all responding states (35)

These results may not be always whole numbers because of the answers of the 3 Belgian communities.

	Confirmed as anti-doping rules violation	Confirmed not to be an anti-doping rule violation	Still under investigation	TOTAL
Enhancement of oxygen transfer	0 (0 %)	0 (0 %)	0 (0 %)	0 (0 %)
Chemical and physical manipulation	4 (40 %)	0 (0 %)	1 (10 %)	5 (50 %)
Gene Doping	0 (0 %)	5 (50 %)	0 (0 %)	5 (50 %)
TOTAL	4 (40 %)	5 (50 %)	1 (10 %)	10 (100 %)

Answer of the States parties to the convention (35)

These results may not be always whole numbers because of the answers of the 3 Belgian communities.

	Confirmed as anti-doping rules violation	Confirmed not to be an anti-doping rule violation	Still under investigation	TOTAL
Enhancement of oxygen transfer	0 (0 %)	0 (0 %)	0 (0 %)	0 (0 %)
Chemical and physical manipulation	4 (40 %)	0 (0 %)	1 (10 %)	5 (50 %)
Gene Doping	0 (0 %)	5 (50 %)	0 (0 %)	5 (50 %)
TOTAL	4 (40 %)	5 (50 %)	1 (10 %)	10 (100 %)

7.1.18 For each Adverse Analytical Finding on 'substances tested in certain circumstances', which has been reported by the labs as part of your national testing programme, please specify

- how many have been confirmed as being Anti-Doping Rule violation
- how many have been confirmed as not being an Anti-Doping Rule violation
- how many are still under investigation (procedure still open)

For each case, distinguish whether it occurred in-competition or out-of-competition.

Answer of all responding states (34)

These results may not be always whole numbers because of the answers of the 3 Belgian communities.

	Confirmed as anti-doping rules violation	Confirmed not to be an anti-doping rule violation	Still under investigation	TOTAL
Alcohol	3 (17,65 %)	1 (5,88 %)	0 (0 %)	4 (23,53 %)
Beta-blockers	4 (23,53 %)	9 (52,94 %)	0 (0 %)	13 (76,47 %)
TOTAL	7 (41,18 %)	10 (58,82 %)	0 (0 %)	17 (100 %)

Answer of the States parties to the convention (34)

These results may not be always whole numbers because of the answers of the 3 Belgian communities.

	Confirmed as anti-doping rules violation	Confirmed not to be an anti-doping rule violation	Still under investigation	TOTAL
Alcohol	3 (17,65 %)	1 (5,88 %)	0 (0 %)	4 (23,53 %)
Beta-blockers	4 (23,53 %)	9 (52,94 %)	0 (0 %)	13 (76,47 %)
TOTAL	7 (41,18 %)	10 (58,82 %)	0 (0 %)	17 (100 %)

7.1.19 For each disciplinary procedure opened by your NADO for 'other doping offences', please specify :
- how many have been confirmed as being Anti-Doping Rule violation
- how many have been confirmed as not being an Anti-Doping Rule violation
- how many are still under investigation (procedure still open)
For each case, distinguish whether it occurred in-competition or out-of-competition.

Answer of Netherlands (34)

These results may not be always whole numbers because of the answers of the 3 Belgian communities.

	Confirmed as anti-doping rules violation	TOTAL
Other infractions	1 (100 %)	1 (100 %)
TOTAL	1 (100 %)	1 (100 %)

Answer of all responding states (34)

These results may not be always whole numbers because of the answers of the 3 Belgian communities.

	Confirmed as anti-doping rules violation	Confirmed not to be an anti-doping rule violation	Still under investigation	TOTAL
Refusal	91 (37,30 %)	28 (11,48 %)	2 (0,82 %)	121 (49,59 %)
Not available for testing	4 (1,64 %)	26 (10,66 %)	8 (3,28 %)	38 (15,57 %)
Assisting or inciting doping	11 (4,51 %)	1 (0,41 %)	0 (0 %)	12 (4,92 %)
Other infractions	56 (22,95 %)	10 (4,10 %)	7 (2,87 %)	73 (29,92 %)
TOTAL	162 (66,39 %)	65 (26,64 %)	17 (6,97 %)	244 (100 %)

Answer of the States parties to the convention (34)

These results may not be always whole numbers because of the answers of the 3 Belgian communities.

	Confirmed as anti-doping rules violation	Confirmed not to be an anti-doping rule violation	Still under investigation	TOTAL
Refusal	91 (37,30 %)	28 (11,48 %)	2 (0,82 %)	121 (49,59 %)
Not available for testing	4 (1,64 %)	26 (10,66 %)	8 (3,28 %)	38 (15,57 %)
Assisting or inciting doping	11 (4,51 %)	1 (0,41 %)	0 (0 %)	12 (4,92 %)
Other infractions	56 (22,95 %)	10 (4,10 %)	7 (2,87 %)	73 (29,92 %)
TOTAL	162 (66,39 %)	65 (26,64 %)	17 (6,97 %)	244 (100 %)

7.2 Doping Control Officers

7.2.1 Are there any Doping Control Officers provided by your national anti-doping organisations to collect samples from competitors? If no, go to question 7.3.1. If yes, go to question 7.2.2

Answer of Netherlands

Yes

	All responding States (43)		States parties to the convention (41)	
Yes	40	93 %	39	95 %
No	2	5 %	2	5 %
Not available	1	2 %	0	0 %
TOTAL	43	100 %	41	100 %

These results may not be always whole numbers because of the answers of the 3 Belgian communities.

7.2.2 Who is responsible for providing Doping Control Officers?

Answer of Netherlands

NADO

	All responding States (40)		States parties to the convention (39)	
National sports organisations	2	5 %	2	5 %
Medical Profession	4	9 %	4	9 %
NADO	31	78 %	30	78 %
Other	3	8 %	3	8 %
TOTAL	40	100 %	39	100 %

These results may not be always whole numbers because of the answers of the 3 Belgian communities.

7.2.3 Is there a training system for Doping Control Officers?

Answer of Netherlands

Yes

	All responding States (40)		States parties to the convention (39)	
Yes	39	97 %	38	97 %
No	1	3 %	1	3 %
TOTAL	40	100 %	39	100 %

These results may not be always whole numbers because of the answers of the 3 Belgian communities.

7.2.4 If yes, what is the duration of this initial training (number of hours of training)?

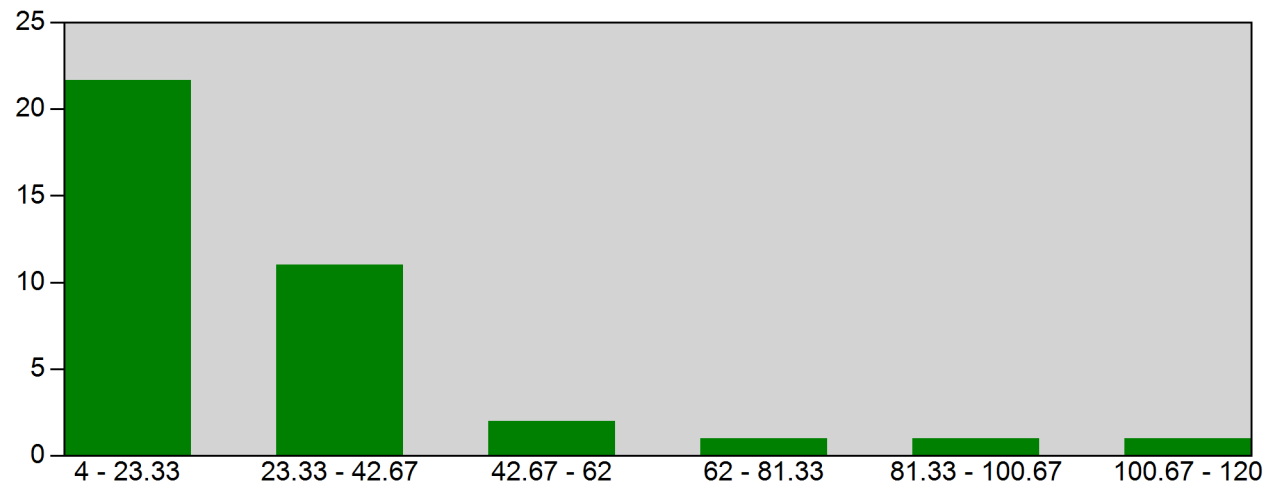
Answer of other states

Answer of Netherlands

Distribution for all responding States (37.67)

30

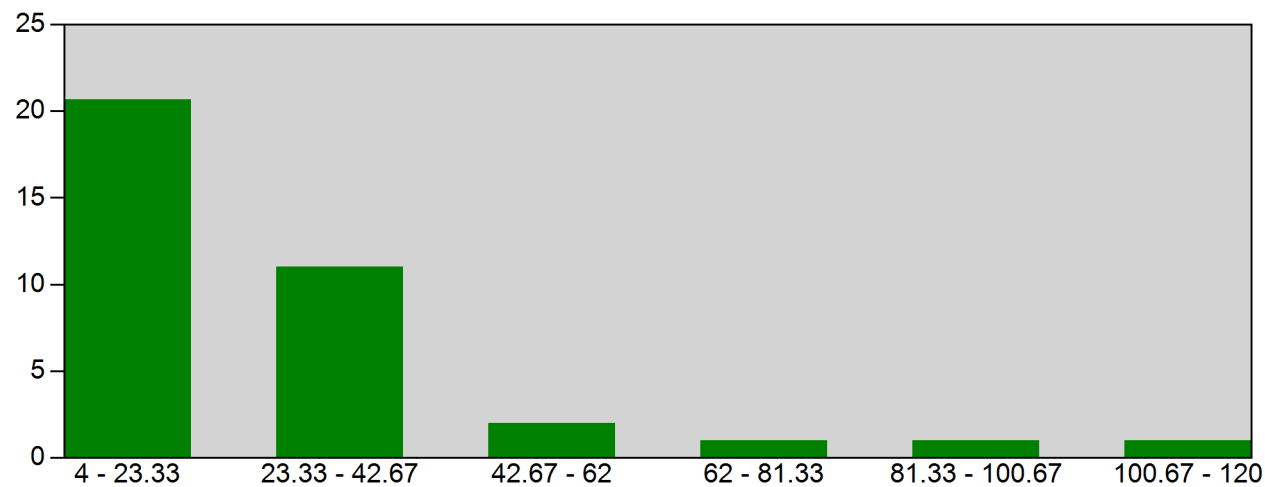
These results may not be always whole numbers because of the answers of the 3 Belgian communities.



Total :	1,046
Average:	27.77
Median:	20
Minimum :	4
Maximum :	120

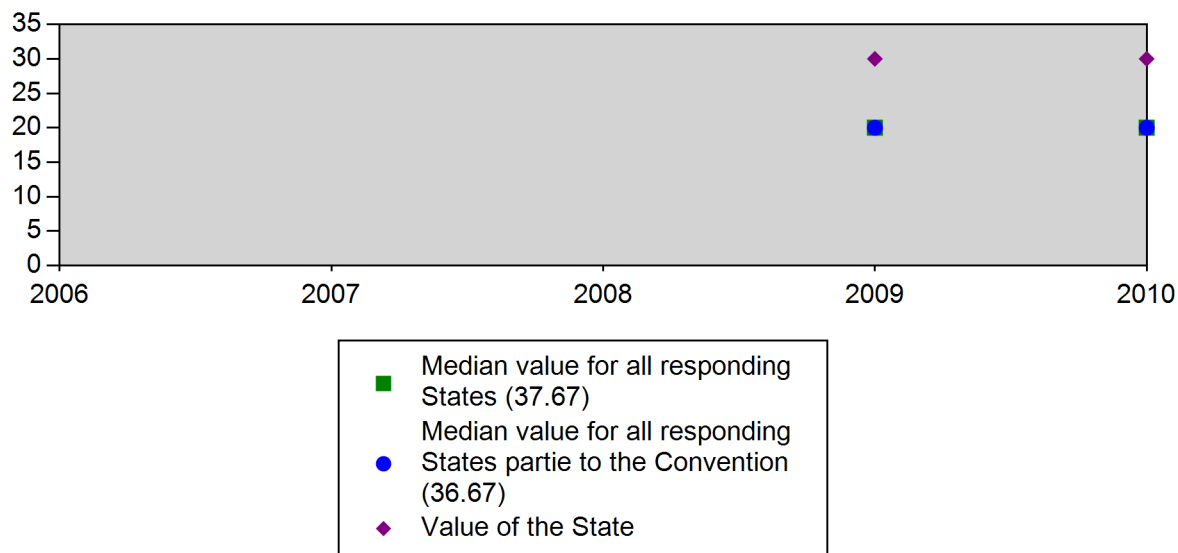
Distribution for the States parties to the Convention (36.67)

These results may not be always whole numbers because of the answers of the 3 Belgian communities.



Total :	1,041
Average:	28.39
Median:	20
Minimum :	4
Maximum :	120

Evolution of the duration of this initial training over the past five years



	2006	2007	2008	2009	2010
All responding states				20	20
States parties to the convention				20	20
Answer of Netherlands				30	30

7.2.5 If yes, please paste a sample programme in this box:

2 day theoretical training and practical training
 3 days in field practical training under supervision of a senior dopingcontrol officer
 Exam, theoretical and practical

7.2.6 Is a register of Doping Control Officers maintained?

Answer of Netherlands

Yes

	All responding States (40)		States parties to the convention (39)	
Yes	40	100 %	39	100 %
TOTAL	40	100 %	39	100 %

These results may not be always whole numbers because of the answers of the 3 Belgian communities.

7.2.7 If yes, how many Doping Control Officers are registered?

Country	Convention	Number of registered officers	Total number of controls	Average number of controls conducted by registered officers
Andorra	X	3	21	7
Armenia	X	8	70	8,75
Australia	X	29	7213	248,72
Austria	X	40	1096	27,40
Belarus	X	6	1137	189,50
Belgium - Flemish Community	X	23	2397	104,22
Belgium - French Community	X	5	1113	222,60
Belgium - German Community	X	2	40	20
Bosnia and Herzegovina	X	62	72	1,16
Bulgaria	X	22	330	15
Croatia	X	30	468	15,60
Cyprus	X	25	434	17,36
Czech Republic	X	60	1284	21,40

Country	Convention	Number of registered officers	Total number of controls	Average number of controls conducted by registered officers
Denmark	X	51	1636	32,08
Estonia	X	12	140	11,67
Finland	X	28	2351	83,96
France	X	461	10511	22,80
Georgia	X	7	24	3,43
Germany	X	110	8957	81,43
Hungary	X	34	900	26,47
Iceland	X	35	140	4
Ireland	X	16	755	47,19
Italy	X	340	4308	12,67
Latvia	X	8	223	27,88
Lithuania	X	8	96	12
Luxembourg	X	29	175	6,03
Netherlands	X	32	2058	64,31
Norway	X	54	2300	42,59
Poland	X	50	2709	54,18
Portugal	X	22	3632	165,09
Romania	X	23	3107	135,09
Russian Federation	X	20	12829	641,45
Serbia	X	57	401	7,04
Slovakia	X	27	860	31,85
Slovenia	X	16	39	2,44
Spain	X	427	6359	14,89
Sweden	X	71	4156	58,54

Country	Convention	Number of registered officers	Total number of controls	Average number of controls conducted by registered officers
Switzerland	X	42	1898	45,19
Turkey	X	400	3711	9,28
Ukraine	X	5	1824	364,80
United Kingdom	X	114	2230	19,56
United States of America		64		

Number of registered officers

Minimum	2
Maximum	461
Median	29
Total	2 878

Number of controls conducted by registered officer

Minimum	1,16
Maximum	641,45
Median	26,47
Total	2 926,61

7.2.8 Are Doping Control Officers required to be health professionals?

Answer of Netherlands

No

	All responding States (40)		States parties to the convention (39)	
Yes	10	25 %	10	26 %
No	30	75 %	29	74 %
TOTAL	40	100 %	39	100 %

These results may not be always whole numbers because of the answers of the 3 Belgian communities.

7.2.9 Are Doping Control Officers required to be independent of the sports organisation being controlled?

Answer of Netherlands

Yes

	All responding States (40)		States parties to the convention (39)	
Yes	40	100 %	39	100 %
TOTAL	40	100 %	39	100 %

These results may not be always whole numbers because of the answers of the 3 Belgian communities.

7.3 Result management

7.3.1 What is the typical workflow of the result management? (control initiated by an international federation in your country)

Netherlands

Laboratory

7.3.2 What is the typical workflow of the result management? (control initiated by the NADO)

Netherlands

Laboratory --> WADA

Laboratory --> NADO --> National federation

Laboratory --> NADO --> Athlete

Laboratory --> International federation

7.3.3 Does the workflow vary according to the IF?

Answer of Netherlands

Yes

	All responding States (43)		States parties to the convention (41)	
Yes	24	56 %	24	59 %
No	14	33 %	13	32 %
Not available	5	12 %	4	10 %
TOTAL	43	100 %	41	100 %

These results may not be always whole numbers because of the answers of the 3 Belgian communities.

7.3.4 Are other organisations (e.g. IOC, Ministry) informed?

Answer of Netherlands

No

	All responding States (43)		States parties to the convention (41)	
Yes	20	47 %	19	46 %
No	23	53 %	22	54 %
TOTAL	43	100 %	41	100 %

These results may not be always whole numbers because of the answers of the 3 Belgian communities.

7.4 Disciplinary procedure

7.4.1 What is the disciplinary body for doping offences in your country (main body responsible for imposing sanctions)?

Answer of Netherlands

International sport federations

	All responding States (43)		States parties to the convention (41)	
State authority	5	12 %	5	12 %
International sport federations	16	37 %	16	39 %
National sport federations	21	49 %	21	51 %
National anti-doping organisation	9	22 %	8	20 %
Other	14	33 %	13	33 %
TOTAL	66	153 %	64	155 %

These results may be greater than 100% as multiple answers are possible.

These results may not be always whole numbers because of the answers of the 3 Belgian communities.

States which answered 'National anti-doping organisation' :

Belgium - Flemish Community
 France
 Germany
 Italy
 Monaco
 Romania
 Slovenia
 Ukraine
 United Kingdom
 United States of America

7.4.2 What is the appeal procedure used in your country?

Answer of Netherlands

Other

Appeal within structure of sports organisation and after that also CAS-
possibility

	All responding States (43)		States parties to the convention (41)	
State authority	1	2 %	1	2 %
Court of Arbitration of Sport (CAS)	5	12 %	4	11 %
Appeal body depending on the NADO	7	16 %	7	17 %
Appeal body depending on the sports organisation	11	26 %	10	25 %
Other	18	43 %	18	45 %
TOTAL	43	100 %	41	100 %

These results may not be always whole numbers because of the answers of the 3 Belgian communities.

States which answered 'Other' :

Andorra
Australia
Belarus
Belgium - Flemish Community
Bulgaria
Cyprus
Estonia
France
Georgia
Ireland
Italy
Luxembourg
Netherlands
Norway
Romania
Russian Federation
Spain
Sweden
United Kingdom

7.4.3 Is there an existing procedure for imposition of penalties for sports organisations officials?

Answer of Netherlands

Other

Any official that is member of a sports organization can be sanctioned; non-members cannot be sanctioned

Yes for	All responding States (39)		States parties to the convention (38)	
Doctors	32	82 %	32	84 %
Veterinary doctors	18	45 %	18	46 %
Coaches	32	82 %	32	84 %
Physiotherapists	29	74 %	29	76 %
Other	19	50 %	18	48 %
TOTAL	130	333 %	129	339 %

These results may be greater than 100% as multiple answers are possible.

These results may not be always whole numbers because of the answers of the 3 Belgian communities.

States which answered 'Other' :

Australia
Belgium - German Community
Cyprus
Czech Republic
Finland
France
Germany
Hungary
Ireland
Italy
Luxembourg
Malta
Netherlands

Portugal
Romania
Slovakia
Slovenia
Spain
Sweden
Tunisia

7.4.4 Referring to the number of confirmed positive cases reported on the columns 1 of 7.1.19 :

	All responding states	States parties to the convention
How many sanctions were imposed	95 %	95 %
How many sanctions were not imposed	5 %	5 %

7.4.5 In the cases of Anti-doping rule violations still under investigation or appeal at the end of the reference year, how many were established in the year preceding the reference year or before ?

Anti-Doping Rules Violations still under investigation on 31.12.2010 which were established before the 1.1.2010

Number of controls conducted by DCO	All responding states	States parties to the convention
Minimum	0	0
Maximum	21	21
Average	1.74	1.74
Median	0	0
Total	54	54

7.4.6 Do your laws and regulations (including private sports regulations) allow sanctions or penalties aimed at athlete support personnel who commit an anti-doping rule violation or other offence connected with doping in sport?

Answer of Netherlands

Yes, in a number of sport federations

	All responding States (42)		States parties to the convention (40)	
Yes, in all sports	34	81 %	34	85 %
Yes, in a number of sport federations	3	7 %	2	5 %
No	1	2 %	1	3 %
Not available	4	10 %	3	8 %
TOTAL	42	100 %	40	100 %

These results may not be always whole numbers because of the answers of the 3 Belgian communities.

7.5 Others

7.5.1 Are the anti-doping regulations in your country harmonised with the World Anti-Doping Code?

Answer of Netherlands

Yes

	All responding States (43)		States parties to the convention (41)	
Yes	37	85 %	35	85 %
Almost	4	9 %	4	10 %
Partly	2	5 %	2	5 %
No	0	1 %	0	1 %
TOTAL	43	100 %	41	100 %

These results may not be always whole numbers because of the answers of the 3 Belgian communities.

7.5.3 Is a doping control and negative report necessary in order to confirm a new national (or similar) record?

Answer of Netherlands

Yes

	All responding States (43)		States parties to the convention (41)	
Yes	23	53 %	22	54 %
No	15	35 %	14	34 %
Not available	5	12 %	5	12 %
TOTAL	43	100 %	41	100 %

These results may not be always whole numbers because of the answers of the 3 Belgian communities.

Article 8**8.1 International Co-operation****8.1.1 How does your government encourage national sports organisations to implement the provisions of the Convention?**

Answer of Netherlands

General financial incentives

Support to the anti-doping organisation

	All responding States (43)		States parties to the convention (41)	
General financial incentives	21	49 %	21	51 %
Subsidies for specific anti-doping activities	17	39 %	17	41 %
Law, regulations (obligations)	26	60 %	25	61 %
Support to the anti-doping organisation	36	84 %	35	86 %
Homologation of records	9	21 %	9	22 %
Recognition by the State or in a para-public organisation	11	26 %	11	27 %
Other	3	7 %	2	5 %
TOTAL	123	286 %	120	293 %

These results may be greater than 100% as multiple answers are possible.

These results may not be always whole numbers because of the answers of the 3 Belgian communities.

States which answered 'Other' :

France

Malta

Sweden

8.1.2 How does the staff of your laboratory co-operate with colleagues from other anti-doping laboratories?

Answer of Netherlands

Other

This question is not applicable, as there is no WADA accredited laboratory in the Netherlands.

	All responding States (27)		States parties to the convention (26)	
Organise training courses or workshops for/with others	15	54 %	15	56 %
Participate in training courses or workshops	20	73 %	20	76 %
Common research	16	58 %	15	56 %
Exchanges between scientists	16	58 %	16	60 %
Study visits or work experience	19	69 %	19	72 %
Other	7	27 %	7	28 %
TOTAL	92	340 %	91	349 %

These results may be greater than 100% as multiple answers are possible.

These results may not be always whole numbers because of the answers of the 3 Belgian communities.

States which answered 'Other' :

Belarus
Belgium - German Community
Estonia
Iceland
Lithuania
Netherlands
Norway
Slovakia

8.1.3 Does your laboratory assist (or is ready to assist) other accredited anti-doping laboratory?

Answer of Netherlands

Not available

	All responding States (42)		States parties to the convention (40)	
Yes	18	42 %	18	44 %
Not available	24	58 %	22	56 %
TOTAL	42	100 %	40	100 %

These results may not be always whole numbers because of the answers of the 3 Belgian communities.

8.1.4 Does your laboratory need assistance from other accredited anti-doping laboratories?

Answer of Netherlands

Not available

	All responding States (42)		States parties to the convention (40)	
Yes	16	37 %	16	39 %
No	6	14 %	6	15 %
Not available	20	48 %	18	46 %
TOTAL	42	100 %	40	100 %

These results may not be always whole numbers because of the answers of the 3 Belgian communities.

8.1.5 Does the anti-doping agency (commission) in your country co-operate with other agencies at international level?

Answer of Netherlands

Yes

	All responding States (42)		States parties to the convention (40)	
Yes	38	90 %	37	92 %
No	2	5 %	2	5 %
Not available	2	6 %	1	3 %
TOTAL	42	100 %	40	100 %

These results may not be always whole numbers because of the answers of the 3 Belgian communities.

If yes, please indicate which countries are involved?

Country	Number of states which have been mentioned for international cooperation by the following country	Number of states which mention that they cooperate with the anti-doping agency of the following country
"The former Yugoslav Republic of Macedonia"	3 (80)	0
Albania	1 (89)	0
Algeria	1 (90)	0
Andorra	0	2 (30)
Armenia	4 (71)	13 (8)
Australia	7 (57)	15 (5)
Austria	12 (44)	3 (29)
Azerbaijan	3 (81)	0
Belarus	3 (82)	5 (23)
Belgium	3.33 (198)	0
Belgium - French Community	0	0.67 (38)

Country	Number of states which have been mentioned for international cooperation by the following country	Number of states which mention that they cooperate with the anti-doping agency of the following country
Belgium - German Community	0	0.67 (39)
Bosnia and Herzegovina	5 (63)	0
Brazil	2 (87)	0
Canada	9 (48)	0
China	2 (88)	0
Croatia	5 (64)	2 (31)
Cyprus	4 (67)	7 (18)
Czech Republic	4 (68)	3 (28)
Denmark	7 (56)	5 (22)
Estonia	3 (85)	4 (24)
Finland	8 (51)	21 (3)
France	13.33 (200)	6 (19)
Georgia	3 (84)	9 (15)
Germany	14.33 (202)	10 (12)
Greece	4 (69)	0
Hungary	4 (70)	10 (13)
Iceland	5 (65)	4 (25)
India	1 (93)	0
Ireland	9 (49)	6 (20)
Israel	1 (94)	0
Italy	3 (86)	0
Jamaica	1 (91)	0
Japan	4 (66)	0
Kazakhstan	1 (92)	0

Country	Number of states which have been mentioned for international cooperation by the following country	Number of states which mention that they cooperate with the anti-doping agency of the following country
Latvia	4 (75)	2 (33)
Liechtenstein	1 (95)	0
Lithuania	4 (74)	2 (34)
Luxembourg	6.33 (204)	4 (26)
Malta	1 (97)	0
Moldova	3 (79)	0
Monaco	0	1 (36)
Montenegro	4 (73)	0
Morocco	1 (96)	0
Netherlands	7 (55)	30 (1)
New Zealand	8 (50)	0
Norway	12 (45)	7 (17)
Other Country (please specify)	9 (47)	0
Poland	5 (62)	9 (16)
Portugal	4 (72)	5 (21)
Romania	7 (54)	16 (4)
Russian Federation	8 (52)	1 (37)
Serbia	7 (53)	24 (2)
Slovakia	4 (76)	10 (11)
Slovenia	3 (78)	3 (27)
South Africa	6 (59)	0
Spain	5 (60)	2 (32)
Sweden	5 (61)	11 (10)
Switzerland	13 (42)	13 (9)

Country	Number of states which have been mentioned for international cooperation by the following country	Number of states which mention that they cooperate with the anti-doping agency of the following country
Tunisia	1 (98)	15 (6)
Turkey	0	2 (35)
Ukraine	4 (77)	0
United Kingdom	14 (41)	13 (7)
United States of America	10 (46)	10 (14)

These results may not be always whole numbers because of the answers of the 3 Belgian communities.

8.1.6 Does any agreement exist on that matter?

Answer of Netherlands

Yes

	All responding States (43)		States parties to the convention (41)	
Yes	28	65 %	28	68 %
No	12	28 %	12	29 %
Not available	3	7 %	1	2 %
TOTAL	43	100 %	41	100 %

These results may not be always whole numbers because of the answers of the 3 Belgian communities.

8.1.7 Is your Anti-Doping Agency a member of ANADO?

Answer of Netherlands

Yes

	All responding States (43)		States parties to the convention (41)	
Yes	29	67 %	28	68 %
No	11	26 %	11	27 %
Not available	3	7 %	2	5 %
TOTAL	43	100 %	41	100 %

These results may not be always whole numbers because of the answers of the 3 Belgian communities.

8.1.8 Do international exchanges of information on trafficking of doping substances take place on the initiative of your government or in response to a request from a third party?

Answer of Netherlands

No

	All responding States (43)		States parties to the convention (41)	
Yes	13	29 %	13	31 %
No	12	29 %	12	30 %
Not available	18	42 %	16	39 %
TOTAL	43	100 %	41	100 %

These results may not be always whole numbers because of the answers of the 3 Belgian communities.

8.1.10 If yes, please indicate which countries are involved?

Country	Number of states having mentioned the country as participating in the exchange of information on trafficking – replies by the other countries	Number of states with which the country declares that it has exchanged information on trafficking – reply by the country
"The former Yugoslav Republic of Macedonia"	1	0
Andorra	0	3
Australia	1	0
Austria	4.67	0
Belgium	3	0
Belgium - Flemish Community	0	2.33
Belgium - French Community	0	2
Bulgaria	2	0
Canada	1	0
Croatia	2	0
Cyprus	2	0
Czech Republic	2	0
Denmark	2	1
Estonia	2	0
Finland	1	36
France	6.67	12
Germany	3.67	8
Greece	2	0
Hungary	2	0
Iceland	2	0
Ireland	3	37
Israel	1	0
Italy	4.67	1
Latvia	2	0

Country	Number of states having mentioned the country as participating in the exchange of information on trafficking – replies by the other countries	Number of states with which the country declares that it has exchanged information on trafficking – reply by the country
Liechtenstein	2	0
Lithuania	2	0
Luxembourg	3	0
Malta	2	0
Monaco	1	0
Netherlands	3	0
New Zealand	1	0
Norway	3	0
Other Country (please specify)	6	0
Poland	1	0
Portugal	3	3
Romania	1	0
Russian Federation	1	0
Slovakia	3	0
Slovenia	2	0
South Africa	1	0
Spain	5.67	0
Sweden	3	1
Switzerland	5.67	0
Thailand	1	0
Turkey	1	0
United Kingdom	3	1
United States of America	2.33	0

These results may not be always whole numbers because of the answers of the 3 Belgian communities.

Additional questions

II.1 Nutritional supplements

II.1.1 What measures are taken in your country to prevent accidental consumption of substances that might be contained in food supplements?

Answer of Netherlands

Quality insurance measures managed by
producers / sports organisation

Educational and informational measures

	All responding States (42)		States parties to the convention (41)	
Legislation	10	24 %	10	24 %
Quality insurance measures managed by producers / sports organisation	11	26 %	11	27 %
Educational and informational measures	41	98 %	40	98 %
TOTAL	62	148 %	61	149 %

These results may be greater than 100% as multiple answers are possible.

These results may not be always whole numbers because of the answers of the 3 Belgian communities.

II.2 World Anti-doping Code

II.2.1 Has your country taken measures in order to facilitate access for WADA to conduct out-of-competition anti-doping controls?

Answer of Netherlands

Not available

	All responding States (43)		States parties to the convention (41)	
Yes	26	60 %	25	60 %
No	6	15 %	6	15 %
Not available	11	26 %	10	24 %
TOTAL	43	100 %	41	100 %

These results may not be always whole numbers because of the answers of the 3 Belgian communities.

II.3 Future activities

II.3.1 Does your country have plans to increase the anti-doping activities in the next 12 months?

Answer of Netherlands

No

	All responding States (43)		States parties to the convention (41)	
Yes	39	91 %	37	90 %
No	4	9 %	4	10 %
TOTAL	43	100 %	41	100 %

These results may not be always whole numbers because of the answers of the 3 Belgian communities.

II.3.3 What notable achievements can you report from your activities last year, in particular those areas where you indicated plans to increase anti-doping activities in the previous year's questionnaire?

Answer of Netherlands

Education and information

Policy development

	All responding States (42)		States parties to the convention (40)	
Testing programme	31	73 %	30	74 %
Education and information	30	71 %	29	72 %
Research	11	26 %	10	25 %
Policy development	24	58 %	22	56 %
International co-operation	19	45 %	18	45 %
Others	4	10 %	4	10 %
TOTAL	119	283 %	113	282 %

These results may be greater than 100% as multiple answers are possible.

These results may not be always whole numbers because of the answers of the 3 Belgian communities.

II.4 Comments on the questionnaire