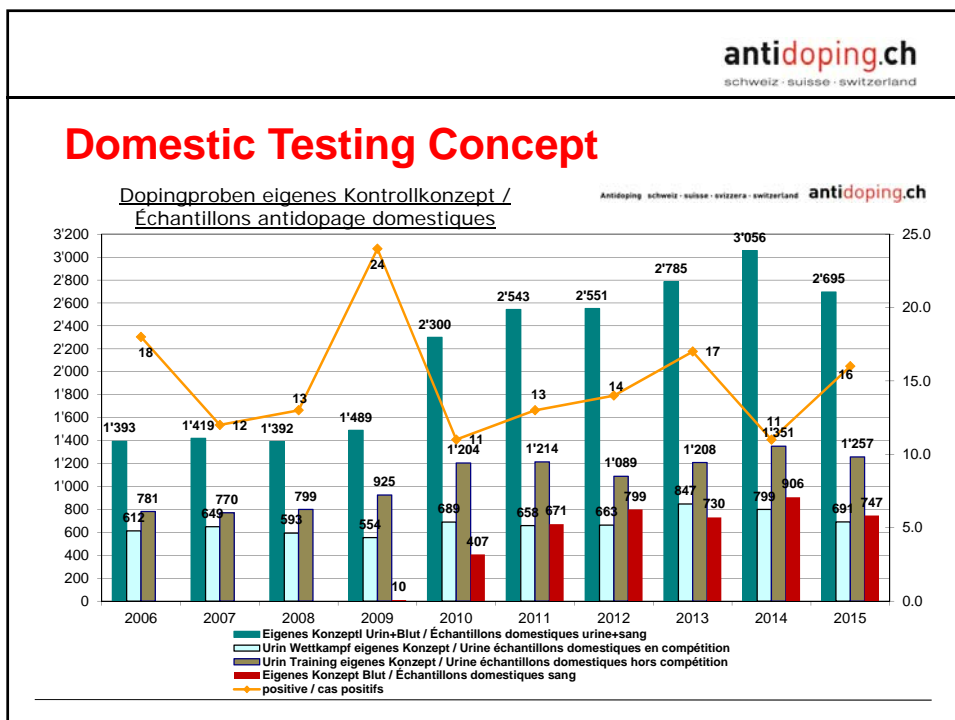
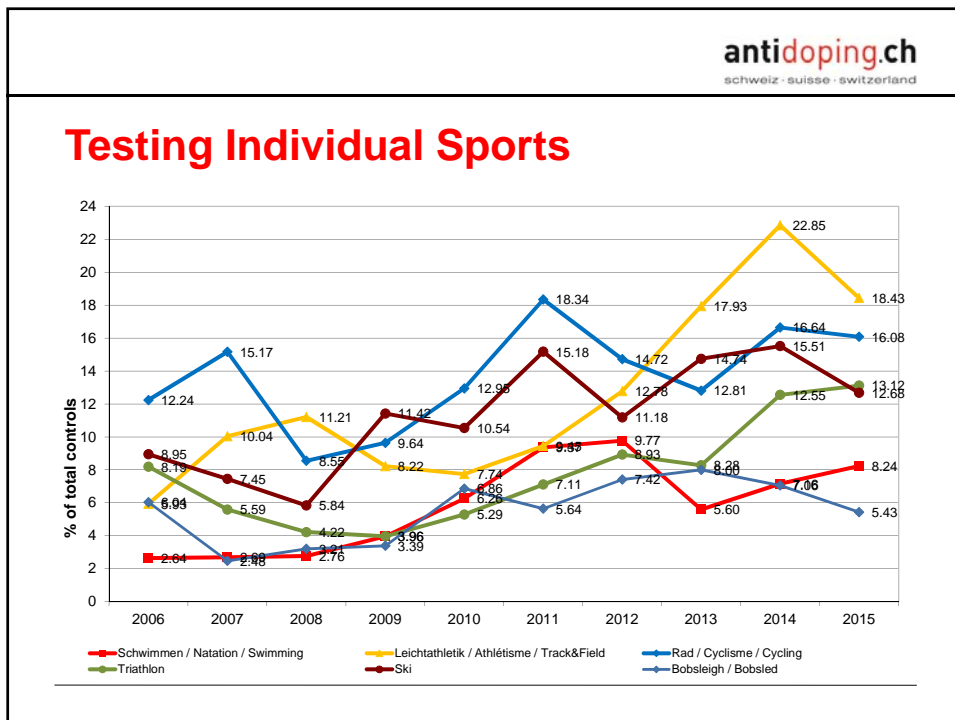
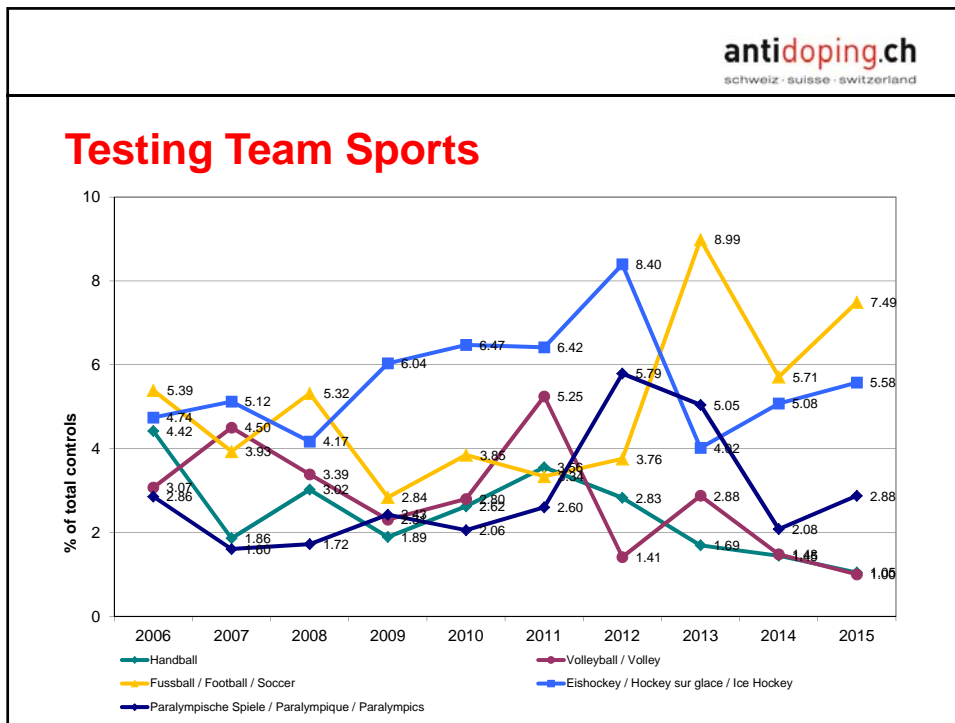


antidoping.ch
schweiz · suisse · switzerland

Test Distribution Plan

iNADO Workshop Lausanne
13. March 2016
Matthias Kamber



antidoping.ch
schweiz · suisse · switzerland

Testing Concept

Parameters

- Antidoping Switzerland's rules and regulations,
 - (WADC & ISTI)
- framework- and objective agreement with the confederation,

Risk Assessment

- Potential Use of Doping,
- International prevalence (AAFs),
- National prevalence (actual convictions),
- International Events (relevant for Swiss sport),
- Classification of the sport by *Swiss Olympic*,
- Popularity (survey "Sport Switzerland").

antidoping.ch
schweiz · suisse · switzerland

Test Pools

Whereabouts: 3 months, 1 hour time window
TUE: in advance
Ca. 100

Whereabouts: 3 months,
TUE: in advance
Ca. 300

Whereabouts: separate conditions
TUE: in advance
0

Whereabouts: Teamevents (upload daily program, participants list)
TUE: in advance

Whereabouts: 3 monts,(upload participants list)
TUE: in advance

Whereabouts: regular training times, Teamevents (upload daily programs, participants list)
TUE: in advance

All other athletes
no whereabouts
retroactive TUE

7

antidoping.ch
schweiz · suisse · switzerland

Personnel

The testing team consists of:

- 3 testing coordinators,
- 5 fully employed doping control officers,
 - Whereof 3 DCO/BCOs and 2 DCOs
- 35 part-time DCOs and / or BCOs.

antidoping.ch
schweiz · suisse · switzerland

Test Distribution Plan

TDP YYYY

| | |
|---|---|
| <p>Tests (testing department) whereof reserve 5% 2000 Tests to distribute 1900 whereof mandatory % for high risk 80 whereof optional % for low risk 1 whereof additional % for team sport 4 minimum points for high risk 40 minimum points for medium risk 25</p> <p>Factor "Potential Use" 1.5 Factor "Popularity" 1.5</p> | <p>Distributed 1879 To be distributed 21</p> <p>High Risk effective 1541 High Risk target 1520 High Risk Saldo -21</p> <p>Med. Risk effective 313 Medium Risk target 355 Medium Risk Saldo 42</p> <p>Low Risk effective 25 Extra Teamsport effective 44 Low Risk target 19 Extra Teamsport target 80</p> |
|---|---|

| Sport | Use | Internat. prevalence | National prevalence | Internat. events | Classification SOA | Popularity | Points | Calculated distribution | Adjusted distribution individual sports | Adjusted distribution team sports | Trend to last year |
|-------------------|-----|----------------------|---------------------|------------------|--------------------|------------|--------|-------------------------|---|-----------------------------------|--------------------|
| Air Sports | 1 | 0 | 0 | 7 | 4 | 0 | 12.5 | 0 | 0 | 0 | 0 |
| American Football | 7 | 9 | 9 | 7 | 2 | 3 | 42 | 87 | 0 | 80 | ▲ 56 |
| Archery | 1 | 4 | 0 | 7 | 4 | 0 | 16.5 | 0 | 0 | 0 | 0 |
| Automobile | 1 | 7 | 0 | 7 | 0 | 7 | 24 | 10 | 0 | 0 | 0 |
| Badminton | 2 | 3 | 1 | 8 | 6 | 0 | 21 | 0 | 4 | 0 | 0 |
| Base- & Softball | 4 | 8 | 0 | 2 | 2 | 0 | 18 | 0 | 0 | 0 | 0 |
| Basketball | 2 | 9 | 0 | 4 | 4 | 5 | 27.5 | 12 | 0 | 12 | ▼ -4 |
| Billiards | 1 | 5 | 0 | 4 | 2 | 0 | 12.5 | 0 | 0 | 0 | ▼ -4 |
| Bobbiel | 6 | 2 | 0 | 10 | 8 | 1 | 30.5 | 15 | 14 | 0 | ▼ -1 |
| Bowling | 8 | 9 | 10 | 5 | 4 | 3 | 44.5 | 97 | 92 | 0 | ▼ -28 |
| Canoe & Kayak | 9 | 8 | 0 | 9 | 2 | 0 | 32.5 | 16 | 15 | 0 | ▼ -1 |
| Chess | 1 | 3 | 0 | 4 | 4 | 0 | 12.5 | 0 | 0 | 0 | 0 |
| Climbing | 7 | 2 | 0 | 8 | 8 | 0 | 28.5 | 13 | 11 | 0 | ▼ -1 |
| Crossbow | 1 | 0 | 0 | 4 | 4 | 0 | 7.5 | 0 | 0 | 0 | 0 |
| curling | 2 | 3 | 0 | 7 | 10 | 2 | 24 | 10 | 0 | 8 | 0 |
| Cycling | 10 | 10 | 0 | 10 | 10 | 8 | 57 | 157 | 175 | 0 | ▼ -15 |
| Dancing | 3 | 5 | 0 | 6 | 4 | 6 | 28.5 | 13 | 0 | 0 | ▼ -4 |
| Equestrian | 1 | 6 | 0 | 10 | 4 | 0 | 21.5 | 0 | 0 | 0 | ▼ -7 |
| Fencing | 2 | 4 | 0 | 10 | 8 | 0 | 24 | 10 | 0 | 0 | 0 |
| Field Hockey | 2 | 3 | 0 | 3 | 4 | 2 | 16 | 0 | 0 | 0 | ▼ -4 |
| Floorball | 2 | 1 | 0 | 7 | 8 | 1 | 20.5 | 0 | 0 | 8 | ▼ -4 |
| Football | 1 | 3 | 0 | 7 | 4 | 1 | 19 | 0 | 0 | 0 | 0 |