



# World Anti-Doping Program

## 2019 Anti-Doping Rule Violations (ADRVs) Report

This Report is compiled based on decisions received by WADA before 31 January 2021.

## Table of Contents

	Page
<b>Terms and Abbreviations</b> .....	3
<b>Explanations and Definitions</b> .....	3
<b>Introduction</b> .....	4
<b>Executive Summary</b> .....	6
<b>Section 1: Outcomes of 2019 AAFs<sup>1</sup> by Sport Category</b> .....	9
Table 1 - AAF Outcomes by Sport Category.....	10
Table 2 - AAF Outcomes by Sport Category - ASOIF Sports/Disciplines.....	10
Table 3 - AAF Outcomes by Sport Category - AIOWF Sports/Disciplines.....	12
Table 4 - AAF Outcomes by Sport Category - ARISF Sports/Disciplines.....	13
Table 5 - AAF Outcomes by Sport Category - AIMS Sports/Disciplines.....	13
Table 6 - AAF Outcomes by Sport Category - IPC Sports/Disciplines.....	14
Table 7 - AAF Outcomes by Sport Category - Sports/Disciplines for Athletes with an Impairment.....	14
Table 8 - AAF Outcomes by Sport Category - Other Sports - Code Signatories.....	15
Table 9 - AAF Outcomes by Sport Category - Other Sports.....	16
<b>Section 2: Outcomes of 2019 AAFs<sup>1</sup> by Testing Authority Category</b> .....	18
Table 1 - AAF Outcomes by TA Category.....	19
Table 2 - AAF Outcomes by TA Category - ASOIF IFs.....	20
Table 3 - AAF Outcomes by TA Category - AIOWF IFs.....	20
Table 4 - AAF Outcomes by TA Category - ARISF IFs.....	20
Table 5 - AAF Outcomes by TA Category - AIMS IFs.....	21
Table 6 - AAF Outcomes by TA Category - NADOs.....	21
Table 7 - AAF Outcomes by TA Category - RADOs.....	22
Table 8 - AAF Outcomes by TA Category - Other Code Signatories.....	22
Table 9 - AAF Outcomes by TA Category – Other Sports Organizations.....	23
<b>Section 3: Report of 2019 Non-Analytical ADRVs<sup>2</sup></b> .....	24
Table 1 - Non-Analytical ADRV Cases Committed by Athletes by Sport and Nationality.....	25
Table 2 - Non-Analytical ADRV Cases Committed by Athletes by Nationality and Sport.....	28
Table 3 - Non-Analytical ADRV Cases Committed by Athlete Support Personnel by Nationality.....	30
Table 4 - Non-Analytical ADRVs by Type of Violation-Athletes and Athlete Support Personnel.....	31
<b>Section 4: Report of 2019 Total Analytical and Non-Analytical ADRVs<sup>2</sup></b> .....	32
Table 1 - Total ADRVs from Athletes by Sport Category.....	33
Table 2 - Total ADRVs from Athletes - ASOIF Sports by Nationality.....	33
Table 3 - Total ADRVs from Athletes - AIOWF Sports by Nationality.....	40
Table 4 - Total ADRVs from Athletes - ARISF Sports by Athlete Nationality.....	41
Table 5 - Total ADRVs from Athletes - AIMS Sports by Nationality.....	45
Table 6 - Total ADRVs from Athletes - IPC Sports by Athlete Nationality.....	48
Table 7 - Total ADRVs from Athletes - Sports for Athletes with an Impairment by Nationality.....	49
Table 8 - Total ADRVs from Athletes - Other Sports - Code Signatories by Nationality.....	50
Table 9 - Total ADRVs from Athletes - Other Sports by Nationality.....	51
Table 10 - Total ADRVs from Athletes by Nationality and Sport.....	52

---

<sup>1</sup> The AAFs in this Report are based on results reported by WADA-accredited Laboratories in ADAMS for samples collected between 1 January 2019 and 31 December 2019.

<sup>2</sup> The Non-Analytical ADRVs in this Report refer to ADRVs related to World Anti-Doping Code (Code) Article 2 other than presence of a prohibited substance and based on decisions made in 2019 and received by WADA.

## Terms and Abbreviations

<b>AAF</b>	Adverse Analytical Finding
<b>ABP</b>	Athlete Biological Passport
<b>ADAMS</b>	Anti-Doping Administration and Management System
<b>ADRV</b>	Anti-Doping Rule Violation
<b>AIMS</b>	Alliance of Independent Recognized Members of Sport
<b>AIOWF</b>	Association of International Olympic Winter Sports Federations
<b>ARISF</b>	Association of IOC Recognized International Sports Federations
<b>ASOIF</b>	Association of Summer Olympic International Sports Federations
<b>ASP</b>	Athlete Support Personnel
<b>IF</b>	International Federation
<b>IPC</b>	International Paralympic Committee
<b>MEO</b>	Major Event Organization
<b>NADO</b>	National Anti-Doping Organization
<b>NF</b>	National Federation
<b>NOC</b>	National Olympic Committee
<b>RADO</b>	Regional Anti-Doping Organization
<b>TA</b>	Testing Authority
<b>TUE</b>	Therapeutic Use Exemption
<b>( R )</b>	A discipline which is discontinued in ADAMS based on request of the governing IF, being an event under an existing discipline or being no longer necessary for administrative purposes.
<b>-</b>	A "dash" represents "0" (no data) in the tables.

## Explanations and Definitions

Outcomes of AAFs are classified under five categories in this Report:

<b>Medical Reasons:</b>	Cases in which the athlete had or was granted a valid TUE that justified the presence of the prohibited substance in the athlete's sample and cases that are otherwise medically justified AAFs (low-level athletes as per the definition of Athlete in the Code <sup>3</sup> ).
<b>No Case to Answer:</b>	Cases closed at the results management level, excluding TUE cases. Such cases include for example: authorized route of administration for glucocorticosteroids; departure from International Standards; or cases outside of WADA's jurisdiction (including non-Code signatories).
<b>No Sanction:</b>	Cases in which the athlete was exonerated following the conclusion of disciplinary proceedings.
<b>Pending:</b>	Cases that have not yet been finalized following either the conclusion of disciplinary proceedings or at the results management level.
<b>ADRV:</b>	Cases for which a final decision has been rendered and a sanction (i.e., a reprimand or period of ineligibility) was imposed against the athlete following the conclusion of disciplinary proceedings.

---

<sup>3</sup> The definition of 'Athlete' in the 2015 Code stipulates that "a National Anti-Doping Organization could, for example, elect to test recreational-level competitors but not to require advance TUEs." As a result, when an AAF is reported for a recreational-level athlete, the case can be closed if the athlete provides a documented medical justification for the use of the substance(s).

## **Introduction to the 2019 ADRVs Report**

- This is the sixth year that WADA publishes the ADRVs Report. The Report illustrates doping offences committed under the World Anti-Doping Code (Code) in 2019.
- The Report includes the decisions received by WADA before 31 January 2021 of all Adverse Analytical Findings (AAFs) for which the samples were collected by Anti-Doping Organizations (ADOs) in 2019 and reported in ADAMS. This also includes Non-Analytical ADRVs for decisions rendered in 2019. Discrepancy from ADOs' published statistics may occur due to different reporting criteria.
- An **Analytical ADRV** refers to a violation of Code **Article 2.1** (Presence of a prohibited substance or its metabolites or markers in an Athlete's sample) and is based on an AAF (otherwise known as a positive result), which indicates the presence of a prohibited substance or its metabolite(s) or of marker(s) in a urine and/or blood sample collected from an Athlete and analyzed by a WADA-accredited Laboratory.
- A **Non-Analytical ADRV** is a case in which an Athlete or Athlete Support Person (coach, trainer, manager, agent, medical staff, parent, etc.) commits another type of ADRV that does not involve the detection of a prohibited substance or prohibited method in a urine or blood sample from Athletes, as outlined in the 2015 Code Articles 2.2 to 2.10:

**Article 2.2:** Use or attempted use by an Athlete of a prohibited substance or a prohibited method

**Article 2.3:** Evading, refusing or failing to submit to sample collection

**Article 2.4:** Whereabouts failures (any combination of three missed tests and/or filing failures within a 12-month period by an Athlete)

**Article 2.5:** Tampering or attempted tampering with any part of doping control

**Article 2.6:** Possession of a prohibited substance or a prohibited method

**Article 2.7:** Trafficking or attempted trafficking in any prohibited substance or prohibited method

**Article 2.8:** Administration or attempted administration to any Athlete in-competition of any prohibited substance or prohibited method, or administration or attempted administration to any Athlete out-of-competition of any prohibited substance or any prohibited method that is prohibited out-of-competition

**Article 2.9:** Complicity (assisting, encouraging, aiding, abetting, conspiring, covering up or any other type of intentional complicity involving an anti-doping rule violation)

**Article 2.10:** Prohibited association

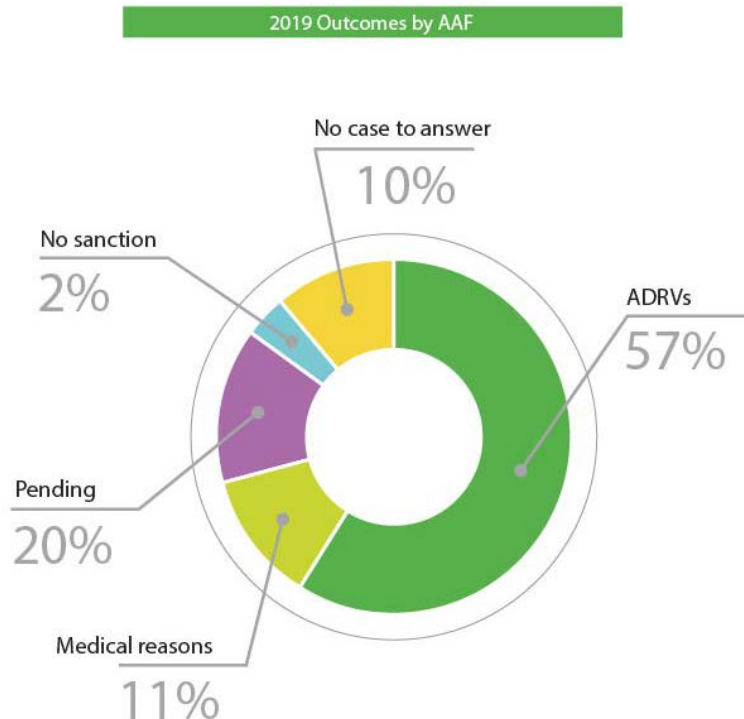
**The ADRVs Report is divided as follows:**

1. An **Introduction** and an **Executive Summary** which provide an overview and highlight the key observations of the 2019 ADRVs Report.
2. **Sections 1 and 2** present the results management outcomes (including ADRVs) of all AAFs detected by WADA-accredited Laboratories for samples collected from Athletes in- and out-of-competition in 2018. They are presented by sport, discipline (Section 1) and testing authority (Section 2).
3. **Section 3** includes ADRVs that resulted from Non-Analytical findings committed by Athletes (presented by sport and nationality) and by Athlete Support Personnel (presented by nationality).
4. **Section 4** indicates the total number of ADRVs from Athletes in 2019, which includes AAFs that resulted in an ADRV and all Non-Analytical ADRVs. The data is presented by sport and nationality. The information is further divided into:
  - Sample type (urine or blood),
  - Type of test (in- or out-of-competition); and,
  - Athlete gender.

## Executive Summary of the 2019 ADRVs Report

1. A total of 278,047 samples were collected by ADOs in 2019, subsequently analyzed by WADA-accredited Laboratories and reported in ADAMS<sup>4</sup>. Of these samples, 2,701 samples (1%) were reported as AAFs. Based on a compilation of the information received by WADA by 31 January 2021, of the 2,701 AAFs:

- **1,537 samples** (57%) were confirmed as ADRVs (sanctions);
- **297 samples** (11%) were dismissed because of a valid medical reason;
- **274 samples** (10%) were categorized as “no case to answer” (i.e. case closed for a valid reason other than medical reasons);
- **49 samples** (2%) resulted in “no sanction” because the Athlete was exonerated;
- **544 samples** (20%) were still pending.



2. Among the 1,537 ADRVs resulting from an AAF, the samples were collected from:

- **1,185 male** (77%) Athletes and **352 female** (23%) Athletes;
- **83 sports/disciplines**<sup>5</sup>;
- **115 nationalities**<sup>6</sup>.

<sup>4</sup> Not including samples that are collected by organizations in North America which are not Code Signatories and are not reported into ADAMS due to confidentiality provisions in the Laboratory service contracts.

<sup>5</sup> As reported by the WADA-accredited Laboratories in ADAMS.

<sup>6</sup> As indicated in the decisions received by WADA.

### 3. Among the 2,701 AAFs:

- A total of **2,035 AAFs (75%)** were reported from **in-competition** which led to 1,197 ADRVs, and **666 AAFs (25%)** were reported as **out-of-competition** which led to 340 ADRVs;
- A total of **2,679 AAFs urine samples** were reported which resulted in 1,527 ADRVs, and **22 AAF blood samples** were reported which resulted in 10 ADRVs.

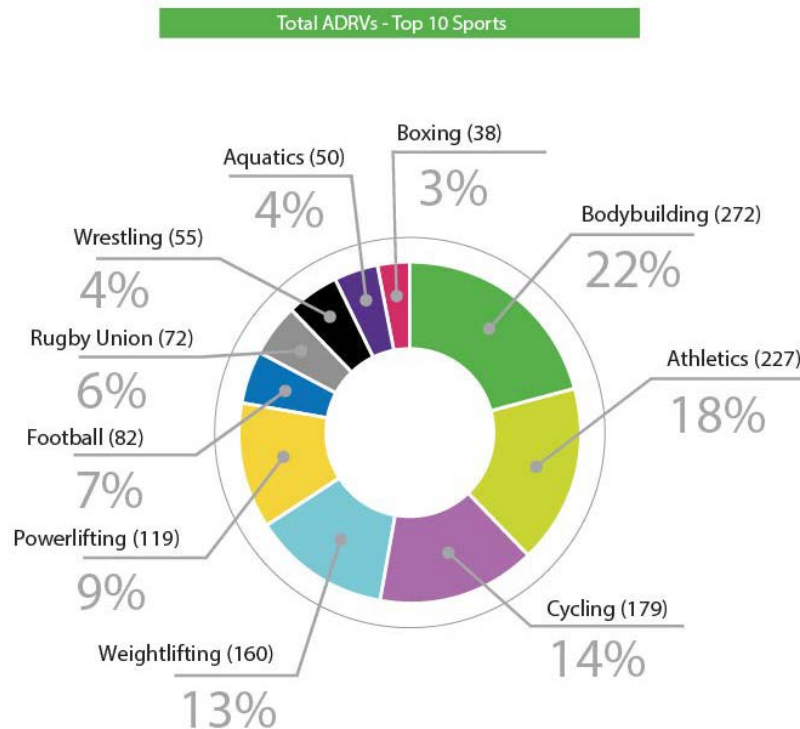
### 4. A total of 377 Non-Analytical ADRVs<sup>7</sup> were confirmed in 2019 and involved:

- **351 Athletes** of 47 nationalities (as indicated in the decisions received by WADA) from 46 sports;
- **26 Athlete Support Personnel** of 13 nationalities (as indicated in the decisions received by WADA).

### 5. The total number of ADRVs (combining Analytical Findings from AAFs and Non-Analytical Findings) in 2019 are:

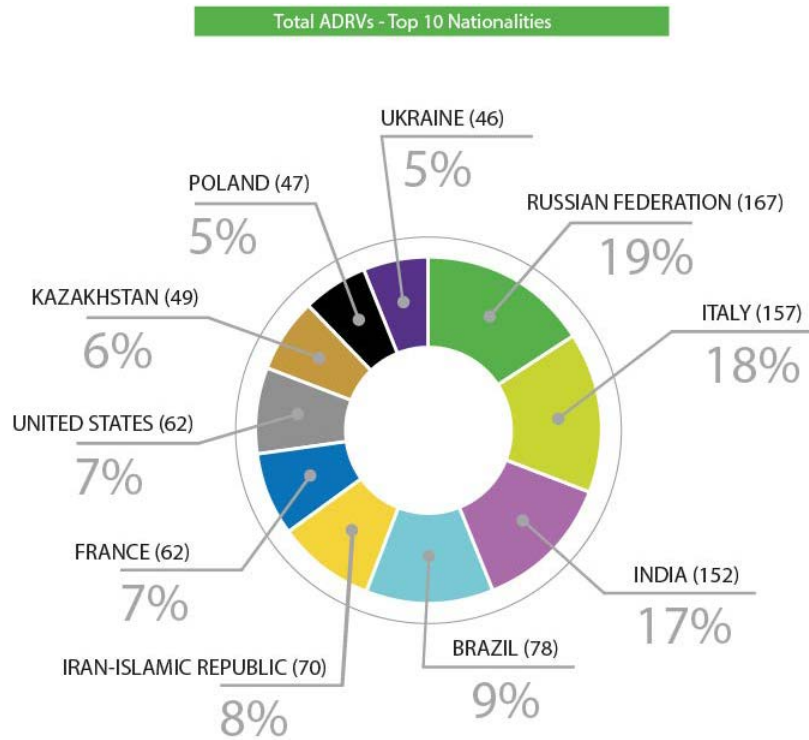
- **1,914 ADRVs** (1,888 from Athletes and 24 from Athlete Support Personnel);
- **89 sports/disciplines** (connected to the Athletes);
- **117 nationalities** (as indicated in the decisions received by WADA).

### 6. The sports with the highest number of ADRVs committed by Athletes:

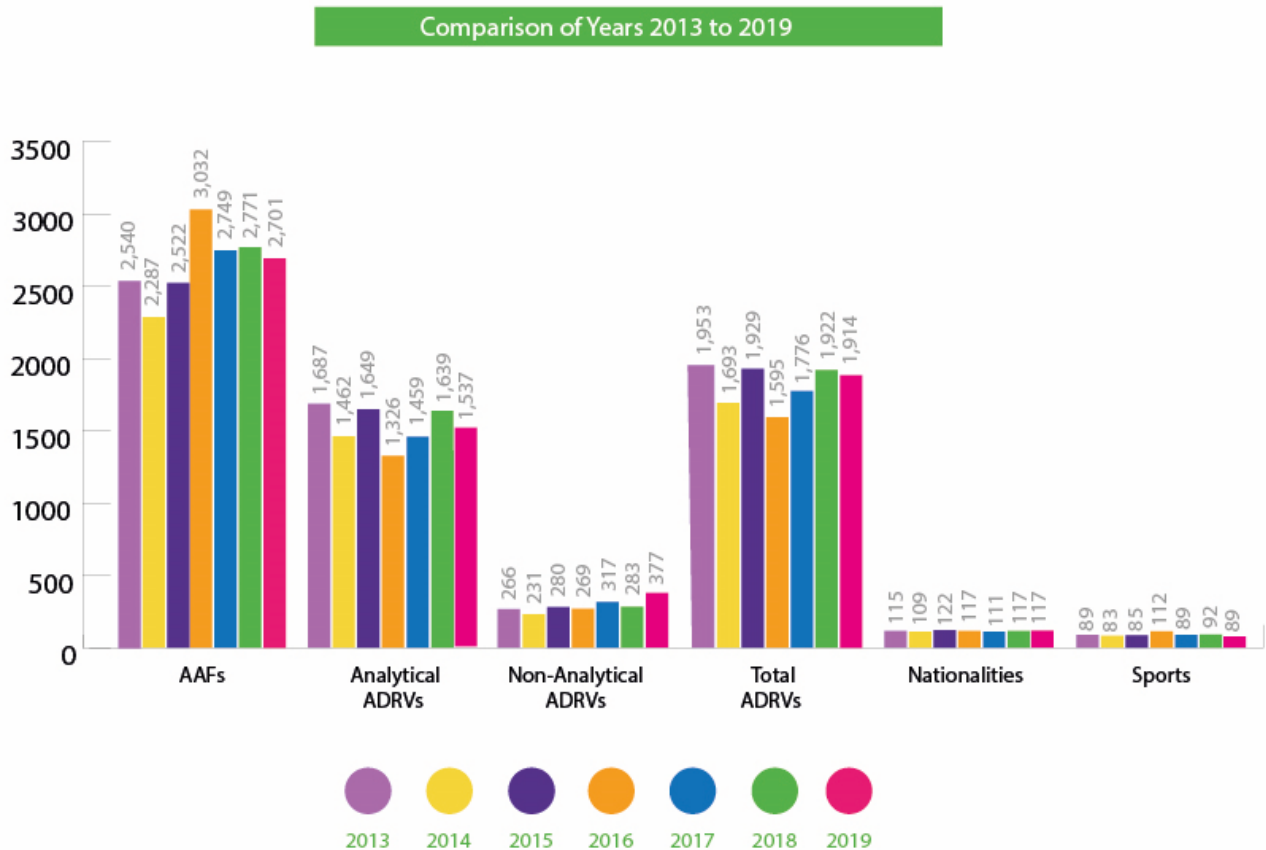


<sup>7</sup> Non-analytical ADRVs in this Report refer to violations related to Articles 2.2 to 2.10 of the Code that do not involve the detection of a prohibited substance by a WADA-accredited Laboratory.

**7. The Athlete nationalities with the highest number of ADRVs:**



**8. Comparison of Years 2013 to 2019:**







# Section 1

## **Outcomes of 2019 AAFs by Sport Category**

This Report is compiled based on decisions received by WADA before 31 January 2021.

Table 1 - AAF Outcomes by Sport Category\*

Sport Category	Total Samples**	Total AAFs**	Medical Reasons	No Case to Answer	No Sanction	Pending	ADRV***
ASOIF	207,386	1,466	165	80	33	319	869
AIMS	6,841	478	8	7	2	117	344
ARISF	15,216	231	37	8	8	43	135
OTHER****	10,314	221	7	140	1	16	57
IPC	6,805	93	22	13	-	11	47
OTHER-CS*****	6,455	87	17	17	2	13	38
IMPAIRED	5,384	72	28	6	2	15	21
AIOWF	19,646	53	13	3	1	10	26
<b>Grand Total</b>	<b>278,047</b>	<b>2,701</b>	<b>297</b>	<b>274</b>	<b>49</b>	<b>544</b>	<b>1,537</b>

\* See page 3 for details of acronyms and terms used in the Report.

\*\* Figures as reported in the 2019 Anti-Doping Testing Figures Report, including urine and blood samples in ADAMS but not Athlete Biological Passport (ABP) samples.

\*\*\* Based on each AAF, which may not be the same as the number of decisions rendered. A decision may refer to multiple AAFs from the same athlete.

\*\*\*\* Sports connected with organizations that are not included in the categories explicitly listed in this table.

\*\*\*\*\* Other World Anti-Doping Code Signatories

Table 2 - AAF Outcomes by Sport Category - ASOIF Sports/Disciplines\*

Sport	Total Samples	Total AAFs	Medical Reasons	No Case to Answer	No Sanction	Pending	ADRV
<b>Aquatics</b>	<b>17,191</b>	<b>79</b>	<b>25</b>	<b>3</b>	<b>2</b>	<b>10</b>	<b>39</b>
Aquatics	34	1	-	-	-	1	-
Artistic Swimming	790	3	1	-	-	-	2
Diving	1,063	3	-	1	1	-	1
Open Water	1,000	1	-	-	-	-	1
Swimming Long Distance 800m or greater	1,470	8	4	-	-	-	4
Swimming Middle Distance 200-400m	5,220	24	6	1	1	4	12
Swimming Sprint 100m or less	5,619	33	12	-	-	4	17
Water Polo	1,982	6	2	1	-	1	2
<b>Archery</b>	<b>1,055</b>	<b>6</b>	<b>-</b>	<b>-</b>	<b>-</b>	<b>3</b>	<b>3</b>
Archery	575	2	-	-	-	1	1
Compound	189	3	-	-	-	1	2
Recurve	291	1	-	-	-	1	-
<b>Athletics</b>	<b>34,576</b>	<b>253</b>	<b>17</b>	<b>12</b>	<b>1</b>	<b>50</b>	<b>173</b>
Athletics	49	1	-	1	-	-	-
Half Marathon	32	1	-	1	-	-	-
Jumps	3,962	27	2	1	-	4	20
Long Distance 3000m or greater	13,099	108	5	5	1	19	78
Middle Distance 800-1500m	3,574	30	3	-	-	2	25
Sprint 400m or less	8,119	51	1	3	-	13	34
Throws	4,421	34	6	1	-	12	15
Ultra Running	4	1	-	-	-	-	1
<b>Badminton</b>	<b>2,171</b>	<b>5</b>	<b>-</b>	<b>-</b>	<b>1</b>	<b>-</b>	<b>4</b>
Badminton	2,171	5	-	-	1	-	4
<b>Basketball</b>	<b>5,822</b>	<b>36</b>	<b>5</b>	<b>-</b>	<b>-</b>	<b>6</b>	<b>25</b>
3 on 3	379	1	-	-	-	-	1
Basketball	5,437	35	5	-	-	6	24
<b>Boxing</b>	<b>4,145</b>	<b>54</b>	<b>4</b>	<b>2</b>	<b>-</b>	<b>23</b>	<b>25</b>
Boxing	4,145	54	4	2	-	23	25
<b>Canoe/Kayak</b>	<b>5,068</b>	<b>29</b>	<b>1</b>	<b>-</b>	<b>3</b>	<b>9</b>	<b>16</b>
Canoe Polo	65	1	-	-	-	1	-
Canoe Slalom	883	1	-	-	-	-	1
Freestyle	100	2	1	-	-	-	1
Long Distance 1000m	1,125	7	-	-	1	1	5
Marathon	100	1	-	-	-	1	-
Middle Distance 500m	1,640	7	-	-	2	1	4
Sprint 200m	1,047	8	-	-	-	3	5
Wildwater	58	2	-	-	-	2	-
<b>Cycling</b>	<b>24,577</b>	<b>243</b>	<b>31</b>	<b>21</b>	<b>3</b>	<b>49</b>	<b>139</b>
BMX	872	2	-	-	-	1	1
Cycling	44	2	-	-	-	2	-
Cyclo-Cross	1,012	3	-	-	-	1	2
Mountain Bike	2,846	41	2	1	1	7	30
Mountain Bike - Cross Country	126	1	-	-	-	-	1
Road	15,066	166	25	15	1	32	93
Track Endurance	2,226	5	-	2	-	1	2
Track Sprint	2,209	22	4	3	1	5	9
Trials	93	1	-	-	-	-	1
<b>Equestrian</b>	<b>733</b>	<b>13</b>	<b>1</b>	<b>1</b>	<b>1</b>	<b>6</b>	<b>4</b>
Dressage	189	1	-	-	-	-	1
Driving	3	1	1	-	-	-	-
Eventing	187	1	-	-	-	1	-
Jumping	316	10	-	1	1	5	3

\* Sports/Disciplines as reported by Laboratories in ADAMS in 2019. Only sports/disciplines with AAF results are listed in the table. Therefore, the total samples for the sport may be larger than the sum of the listed disciplines.

Table 2 - AAF Outcomes by Sport Category - ASOIF Sports/Disciplines\* (continued)

Sport	Total Samples	Total AAFs	Medical Reasons	No Case to Answer	No Sanction	Pending	ADRV
<b>Fencing</b>	<b>1,924</b>	<b>15</b>	<b>5</b>	<b>3</b>	<b>-</b>	<b>1</b>	<b>6</b>
Epee	675	7	3	1	-	-	3
Foil	618	5	2	-	-	1	2
Sabre	629	3	-	2	-	-	1
<b>Field Hockey</b>	<b>1,637</b>	<b>5</b>	<b>3</b>	<b>-</b>	<b>-</b>	<b>-</b>	<b>2</b>
Field Hockey	1,582	5	3	-	-	-	2
<b>Football</b>	<b>40,233</b>	<b>138</b>	<b>14</b>	<b>15</b>	<b>7</b>	<b>35</b>	<b>67</b>
Beach Football	492	10	-	-	-	7	3
Football	38,992	123	13	15	7	28	60
Futsal	739	5	1	-	-	-	4
<b>Golf</b>	<b>394</b>	<b>3</b>	<b>1</b>	<b>-</b>	<b>-</b>	<b>-</b>	<b>2</b>
Golf	394	3	1	-	-	-	2
<b>Gymnastics</b>	<b>3,105</b>	<b>15</b>	<b>5</b>	<b>2</b>	<b>1</b>	<b>2</b>	<b>5</b>
Acrobatic	174	1	-	-	-	-	1
Artistic	1,837	9	3	1	-	2	3
Rhythmic	568	3	1	1	1	-	-
Trampoline	325	2	1	-	-	-	1
<b>Handball</b>	<b>4,410</b>	<b>17</b>	<b>2</b>	<b>2</b>	<b>-</b>	<b>3</b>	<b>10</b>
Indoor	4,267	17	2	2	-	3	10
<b>Judo</b>	<b>5,145</b>	<b>47</b>	<b>3</b>	<b>-</b>	<b>1</b>	<b>11</b>	<b>32</b>
Judo	5,145	47	3	-	1	11	32
<b>Rowing</b>	<b>5,226</b>	<b>46</b>	<b>4</b>	<b>-</b>	<b>1</b>	<b>26</b>	<b>15</b>
Rowing	5,213	46	4	-	1	26	15
<b>Rugby Union</b>	<b>8,220</b>	<b>81</b>	<b>7</b>	<b>5</b>	<b>1</b>	<b>11</b>	<b>57</b>
Fifteens	6,363	75	7	5	1	10	52
Sevens	1,846	6	-	-	-	1	5
<b>Sailing</b>	<b>750</b>	<b>3</b>	<b>1</b>	<b>-</b>	<b>-</b>	<b>1</b>	<b>1</b>
Finn	7	1	-	-	-	-	1
Sailing	538	2	1	-	-	1	-
<b>Shooting</b>	<b>1,972</b>	<b>17</b>	<b>3</b>	<b>-</b>	<b>-</b>	<b>4</b>	<b>10</b>
Pistol	340	3	-	-	-	1	2
Rifle	414	6	1	-	-	1	4
Shooting	899	6	1	-	-	2	3
Shotgun	305	2	1	-	-	-	1
<b>Taekwondo</b>	<b>2,260</b>	<b>14</b>	<b>1</b>	<b>2</b>	<b>-</b>	<b>2</b>	<b>9</b>
Poomsae	148	1	1	-	-	-	-
Sparring	2,108	13	-	2	-	2	9
<b>Tennis</b>	<b>6,871</b>	<b>30</b>	<b>6</b>	<b>4</b>	<b>5</b>	<b>-</b>	<b>15</b>
Tennis	6,871	30	6	4	5	-	15
<b>Triathlon</b>	<b>4,293</b>	<b>29</b>	<b>10</b>	<b>1</b>	<b>1</b>	<b>6</b>	<b>11</b>
Cross Triathlon	30	1	-	-	-	-	1
Duathlon	248	3	1	-	-	-	2
Long Distance	125	3	1	1	-	-	1
Triathlon	3,775	22	8	-	1	6	7
<b>Volleyball</b>	<b>4,607</b>	<b>21</b>	<b>4</b>	<b>-</b>	<b>-</b>	<b>5</b>	<b>12</b>
Beach	848	1	-	-	-	-	1
Volleyball	3,755	20	4	-	-	5	11
<b>Weightlifting</b>	<b>12,849</b>	<b>188</b>	<b>10</b>	<b>7</b>	<b>5</b>	<b>29</b>	<b>137</b>
Weightlifting	12,849	188	10	7	5	29	137
<b>Wrestling</b>	<b>6,254</b>	<b>79</b>	<b>2</b>	<b>-</b>	<b>-</b>	<b>27</b>	<b>50</b>
Beach Wrestling	50	2	-	-	-	2	-
Freestyle	1,428	16	2	-	-	2	12
Greco-Roman	1,259	19	-	-	-	5	14
Traditional Wrestling	233	9	-	-	-	5	4
Women's Freestyle	559	2	-	-	-	-	2
Wrestling	2,711	31	-	-	-	13	18
<b>Grand Total</b>	<b>205,488</b>	<b>1,466</b>	<b>165</b>	<b>80</b>	<b>33</b>	<b>319</b>	<b>869</b>

\* Sports/Disciplines as reported by Laboratories in ADAMS in 2019. Only sports/disciplines with AAF results are listed in the table. Therefore, the total samples for the sport may be larger than the sum of the listed disciplines.

Table 3 - AAF Outcomes by Sport Category - AIOWF Sports/Disciplines\*

Sport	Total Samples	Total AAFs	Medical Reasons	No Case to Answer	No Sanction	Pending	ADRV
<b>Biathlon</b>	<b>2,896</b>	<b>4</b>	-	-	-	<b>1</b>	<b>3</b>
Biathlon	2,896	4	-	-	-	1	3
<b>Bobsleigh</b>	<b>1,217</b>	<b>2</b>	<b>2</b>	-	-	-	-
Bobsleigh	851	2	2	-	-	-	-
<b>Curling</b>	<b>336</b>	<b>4</b>	<b>2</b>	-	<b>1</b>	-	<b>1</b>
Curling	336	4	2	-	1	-	1
<b>Ice Hockey</b>	<b>4,235</b>	<b>21</b>	<b>3</b>	<b>2</b>	-	<b>6</b>	<b>10</b>
Ice Hockey	4,235	21	3	2	-	6	10
<b>Luge</b>	<b>511</b>	<b>1</b>	<b>1</b>	-	-	-	-
Luge	511	1	1	-	-	-	-
<b>Skating</b>	<b>4,174</b>	<b>10</b>	<b>4</b>	-	-	<b>1</b>	<b>5</b>
Figure Skating	638	5	3	-	-	1	1
Short Track	1,245	2	1	-	-	-	1
Speed Skating 1500m or less	1,203	1	-	-	-	-	1
Speed Skating greater than 1500m	1,041	2	-	-	-	-	2
<b>Skiing</b>	<b>6,277</b>	<b>11</b>	<b>1</b>	<b>1</b>	-	<b>2</b>	<b>7</b>
Alpine	1,478	2	1	1	-	-	-
Cross-Country	2,797	8	-	-	-	1	7
Snowboard	568	1	-	-	-	1	-
<b>Grand Total</b>	<b>19,646</b>	<b>53</b>	<b>13</b>	<b>3</b>	<b>1</b>	<b>10</b>	<b>26</b>

Table 4 - AAF Outcomes by Sport Category - ARISF Sports/Disciplines\*

Sport	Total Samples	Total AAFs	Medical Reasons	No Case to Answer	No Sanction	Pending	ADRV
<b>Air Sports</b>	<b>76</b>	<b>2</b>	<b>1</b>	-	-	<b>1</b>	-
Parachuting	28	1	-	-	-	1	-
Rotorcraft	8	1	1	-	-	-	-
<b>American Football</b>	<b>781</b>	<b>21</b>	<b>4</b>	<b>1</b>	-	<b>2</b>	<b>14</b>
American Football	781	21	4	1	-	2	14
<b>Automobile Sports</b>	<b>378</b>	<b>11</b>	<b>2</b>	<b>1</b>	-	<b>2</b>	<b>6</b>
Automobile Sports	244	5	-	-	-	1	4
Karting	22	1	-	-	-	1	-
Rally	97	5	2	1	-	-	2
<b>Bandy</b>	<b>145</b>	<b>2</b>	<b>1</b>	-	-	-	<b>1</b>
Bandy	145	2	1	-	-	-	1
<b>Baseball</b>	<b>1,077</b>	<b>21</b>	<b>1</b>	-	-	<b>5</b>	<b>15</b>
Baseball	1,638	21	1	-	-	5	15
<b>Basque Pelota</b>	<b>157</b>	<b>4</b>	-	-	<b>4</b>	-	-
Basque Pelota	157	4	-	-	4	-	-
<b>Billiards Sports</b>	<b>164</b>	<b>7</b>	<b>3</b>	-	-	<b>1</b>	<b>3</b>
Billiards	88	1	-	-	-	-	1
Carom	18	1	-	-	-	1	-
Pool	24	1	1	-	-	-	-
Snooker	34	4	2	-	-	-	2
<b>Boules Sports</b>	<b>95</b>	<b>2</b>	-	-	-	<b>1</b>	<b>1</b>
Lawn Bowl	10	1	-	-	-	1	-
Petanque	33	1	-	-	-	-	1
<b>Bowling</b>	<b>136</b>	<b>1</b>	-	-	-	<b>1</b>	-
Ten-Pin	13	1	-	-	-	1	-
<b>Bridge</b>	<b>27</b>	<b>1</b>	-	-	-	<b>1</b>	-
Bridge	27	1	-	-	-	1	-
<b>Cheer</b>	<b>137</b>	<b>5</b>	<b>1</b>	-	-	<b>2</b>	<b>2</b>
Cheer	137	5	1	-	-	2	2
<b>Chess</b>	<b>74</b>	<b>1</b>	-	-	-	<b>1</b>	-
Chess	74	1	-	-	-	1	-
<b>Cricket</b>	<b>1,564</b>	<b>8</b>	<b>2</b>	<b>1</b>	-	-	<b>5</b>
Cricket	1,469	8	2	1	-	-	5
<b>DanceSport</b>	<b>379</b>	<b>5</b>	<b>2</b>	<b>1</b>	-	<b>2</b>	-
DanceSport	184	4	1	1	-	2	-
Latin	78	1	1	-	-	-	-
<b>Floorball</b>	<b>413</b>	<b>2</b>	-	-	-	<b>1</b>	<b>1</b>
Floorball	413	2	-	-	-	1	1
<b>Karate</b>	<b>1,663</b>	<b>15</b>	<b>2</b>	<b>1</b>	-	<b>3</b>	<b>9</b>
Karate	1,663	15	2	1	-	3	9
<b>Kickboxing</b>	<b>575</b>	<b>25</b>	<b>2</b>	<b>1</b>	-	<b>4</b>	<b>18</b>
Full Contact	47	3	-	-	-	-	3
K1 Rules	65	4	-	1	-	-	3
Kickboxing	373	13	2	-	-	2	9
Low Kick	41	3	-	-	-	1	2
Panrace	7	2	-	-	-	1	1
<b>Korfball</b>	<b>84</b>	<b>1</b>	-	-	<b>1</b>	-	-
Korfball	84	1	-	-	1	-	-
<b>Lifesaving</b>	<b>322</b>	<b>2</b>	<b>2</b>	-	-	-	-
Lifesaving	293	2	2	-	-	-	-

\* Sports/Disciplines as reported by Laboratories in ADAMS in 2019. Only sports/disciplines with AAF results are listed in the table. Therefore, the total samples for the sport may be larger than the sum of the listed disciplines.

Table 4 - AAF Outcomes by Sport Category - ARISF Sports/Disciplines\* (continued)

Sport	Total Samples	Total AAFs	Medical Reasons	No Case to Answer	No Sanction	Pending	ADRV
<b>Motorcycle Racing</b>	<b>555</b>	<b>11</b>	<b>5</b>	<b>-</b>	<b>-</b>	<b>1</b>	<b>5</b>
Ice Racing	4	1	-	-	-	-	1
Motocross	138	5	5	-	-	-	-
Motorcycle Racing	65	3	-	-	-	-	3
Road Racing	154	1	-	-	-	-	1
Supermoto	15	1	-	-	-	1	-
<b>Mountaineering and Climbing</b>	<b>228</b>	<b>1</b>	<b>-</b>	<b>-</b>	<b>-</b>	<b>1</b>	<b>-</b>
Ice Climbing	35	1	-	-	-	1	-
<b>Muaythai</b>	<b>386</b>	<b>18</b>	<b>1</b>	<b>-</b>	<b>-</b>	<b>5</b>	<b>12</b>
Muaythai	386	18	1	-	-	5	12
<b>Netball</b>	<b>247</b>	<b>3</b>	<b>-</b>	<b>-</b>	<b>-</b>	<b>-</b>	<b>3</b>
Netball	247	3	-	-	-	-	3
<b>Polo</b>	<b>7</b>	<b>1</b>	<b>-</b>	<b>-</b>	<b>-</b>	<b>1</b>	<b>-</b>
Polo	7	1	-	-	-	1	-
<b>Powerboating</b>	<b>78</b>	<b>2</b>	<b>-</b>	<b>-</b>	<b>-</b>	<b>-</b>	<b>2</b>
Circuit	16	1	-	-	-	-	1
Offshore	9	1	-	-	-	-	1
<b>Racquetball</b>	<b>90</b>	<b>2</b>	<b>-</b>	<b>-</b>	<b>-</b>	<b>-</b>	<b>2</b>
Racquetball	90	2	-	-	-	-	2
<b>Roller Sports</b>	<b>889</b>	<b>10</b>	<b>2</b>	<b>1</b>	<b>2</b>	<b>-</b>	<b>5</b>
Artistic	48	1	-	-	1	-	-
Hockey	159	2	1	-	-	-	1
Inline Speed Skating Distance greater than 1000m	219	3	-	1	1	-	1
Inline Speed Skating Sprint 1000m or less	174	2	1	-	-	-	1
Skateboarding	253	2	-	-	-	-	2
<b>Sambo</b>	<b>604</b>	<b>16</b>	<b>-</b>	<b>-</b>	<b>-</b>	<b>-</b>	<b>16</b>
Sambo	604	16	-	-	-	-	16
<b>Ski Mountaineering</b>	<b>200</b>	<b>1</b>	<b>-</b>	<b>-</b>	<b>-</b>	<b>-</b>	<b>1</b>
Ski Mountaineering	200	1	-	-	-	-	1
<b>Softball</b>	<b>561</b>	<b>3</b>	<b>2</b>	<b>-</b>	<b>-</b>	<b>-</b>	<b>1</b>
Softball	561	3	2	-	-	-	1
<b>Sport Climbing</b>	<b>562</b>	<b>1</b>	<b>1</b>	<b>-</b>	<b>-</b>	<b>-</b>	<b>-</b>
Sport Climbing	114	1	1	-	-	-	-
<b>Squash</b>	<b>356</b>	<b>1</b>	<b>1</b>	<b>-</b>	<b>-</b>	<b>-</b>	<b>-</b>
Squash	356	1	1	-	-	-	-
<b>Sumo</b>	<b>99</b>	<b>3</b>	<b>-</b>	<b>-</b>	<b>-</b>	<b>-</b>	<b>3</b>
Sumo	99	3	-	-	-	-	3
<b>Surfing</b>	<b>344</b>	<b>4</b>	<b>-</b>	<b>-</b>	<b>-</b>	<b>3</b>	<b>1</b>
Surfing	307	4	-	-	-	3	1
<b>Tug of War</b>	<b>87</b>	<b>2</b>	<b>-</b>	<b>-</b>	<b>-</b>	<b>1</b>	<b>1</b>
Tug of War	87	2	-	-	-	1	1
<b>Underwater Sports</b>	<b>521</b>	<b>1</b>	<b>1</b>	<b>-</b>	<b>-</b>	<b>-</b>	<b>-</b>
Finswimming Pool	295	1	1	-	-	-	-
<b>Waterskiing</b>	<b>278</b>	<b>5</b>	<b>1</b>	<b>-</b>	<b>1</b>	<b>-</b>	<b>3</b>
Cable Wakeboard	41	1	-	-	-	-	1
Racing Water Ski	55	3	1	-	-	-	2
Wakeboard Boat	72	1	-	-	1	-	-
<b>Wushu</b>	<b>389</b>	<b>10</b>	<b>-</b>	<b>1</b>	<b>-</b>	<b>4</b>	<b>5</b>
Sanda	256	9	-	1	-	4	4
Taolu	117	1	-	-	-	-	1
<b>Grand Total</b>	<b>14,728</b>	<b>231</b>	<b>37</b>	<b>8</b>	<b>8</b>	<b>43</b>	<b>135</b>

Table 5 - AAF Outcomes by Sport Category - AIMS Sports/Disciplines\*

Sport	Total Samples	Total AAFs	Medical Reasons	No Case to Answer	No Sanction	Pending	ADRV
<b>Arm Wrestling</b>	<b>274</b>	<b>24</b>	<b>1</b>	<b>-</b>	<b>1</b>	<b>2</b>	<b>20</b>
Arm Wrestling	274	24	1	-	1	2	20
<b>Bodybuilding</b>	<b>1,339</b>	<b>271</b>	<b>-</b>	<b>4</b>	<b>-</b>	<b>50</b>	<b>217</b>
Bodybuilding	930	214	-	-	-	42	172
Fitness	409	57	-	4	-	8	45
<b>Darts</b>	<b>60</b>	<b>3</b>	<b>1</b>	<b>2</b>	<b>-</b>	<b>-</b>	<b>-</b>
Darts	60	3	1	2	-	-	-
<b>Dragon Boat</b>	<b>74</b>	<b>5</b>	<b>-</b>	<b>-</b>	<b>-</b>	<b>1</b>	<b>4</b>
Dragon Boat	74	5	-	-	-	1	4
<b>Draughts</b>	<b>34</b>	<b>1</b>	<b>-</b>	<b>-</b>	<b>-</b>	<b>-</b>	<b>1</b>
Draughts	34	1	-	-	-	-	1
<b>Ju-Jitsu</b>	<b>404</b>	<b>8</b>	<b>-</b>	<b>-</b>	<b>-</b>	<b>3</b>	<b>5</b>
Ju-Jitsu	404	8	-	-	-	3	5
<b>Minigolf</b>	<b>20</b>	<b>1</b>	<b>-</b>	<b>-</b>	<b>-</b>	<b>1</b>	<b>-</b>
Minigolf	20	1	-	-	-	1	-

\* Sports/Disciplines as reported by Laboratories in ADAMS in 2019. Only sports/disciplines with AAF results are listed in the table. Therefore, the total samples for the sport may be larger than the sum of the listed disciplines.

Table 5 - AAF Outcomes by Sport Category - AIMS Sports/Disciplines\* (continued)

Sport	Total Samples	Total AAFs	Medical Reasons	No Case to Answer	No Sanction	Pending	ADRV
<b>Powerlifting</b>	<b>4,229</b>	<b>162</b>	<b>6</b>	<b>-</b>	<b>1</b>	<b>58</b>	<b>97</b>
Bench Press	219	15	2	-	-	-	13
Force Athletique	191	5	-	-	-	2	3
Powerlifting	3,819	142	4	-	1	56	81
<b>Soft Tennis</b>	<b>70</b>	<b>2</b>	<b>-</b>	<b>1</b>	<b>-</b>	<b>1</b>	<b>-</b>
Soft Tennis	70	2	-	1	-	1	-
<b>Sport Fishing</b>	<b>40</b>	<b>1</b>	<b>-</b>	<b>-</b>	<b>-</b>	<b>1</b>	<b>-</b>
Sport Fishing	28	1	-	-	-	1	-
<b>Grand Total</b>	<b>6,544</b>	<b>478</b>	<b>8</b>	<b>7</b>	<b>2</b>	<b>117</b>	<b>344</b>

Table 6 - AAF Outcomes by Sport Category - IPC Sports/Disciplines\*

Sport	Total Samples	Grand Total	Medical Reasons	No Case to Answer	No Sanction	Pending	ADRV
<b>Para-Alpine Skiing</b>	<b>170</b>	<b>4</b>	<b>3</b>	<b>1</b>	<b>-</b>	<b>-</b>	<b>-</b>
Para-Alpine Skiing	170	4	3	1	-	-	-
<b>Para-Athletics</b>	<b>3,051</b>	<b>40</b>	<b>10</b>	<b>6</b>	<b>-</b>	<b>6</b>	<b>18</b>
Combined Events (R)	68	3	1	-	-	1	1
Jumping - All Classes	282	6	1	-	-	-	5
Long Distance 3000m and greater	366	5	1	3	-	-	1
Running Middle Distance 800m - 1500m All Classes	387	3	-	1	-	1	1
Running Sprints 400m or less All Classes	1,010	14	6	2	-	2	4
Throws (R)	912	9	1	-	-	2	6
<b>Para-Ice Hockey</b>	<b>160</b>	<b>3</b>	<b>1</b>	<b>-</b>	<b>-</b>	<b>-</b>	<b>2</b>
Para-Ice Hockey	160	3	1	-	-	-	2
<b>Para-Powerlifting</b>	<b>1,210</b>	<b>27</b>	<b>-</b>	<b>-</b>	<b>-</b>	<b>5</b>	<b>22</b>
Para-Powerlifting	1,209	27	-	-	-	5	22
<b>Para-Snowboard</b>	<b>74</b>	<b>2</b>	<b>1</b>	<b>-</b>	<b>-</b>	<b>-</b>	<b>1</b>
Para-Snowboard	74	2	1	-	-	-	1
<b>Para-Swimming</b>	<b>1,542</b>	<b>14</b>	<b>5</b>	<b>6</b>	<b>-</b>	<b>-</b>	<b>3</b>
Middle Distance 200-400m (R)	408	6	3	3	-	-	-
Sprint 100m or less (R)	1,067	8	2	3	-	-	3
<b>Shooting Para Sport</b>	<b>165</b>	<b>3</b>	<b>2</b>	<b>-</b>	<b>-</b>	<b>-</b>	<b>1</b>
Shooting Para Sport	165	3	2	-	-	-	1
<b>Grand Total</b>	<b>6,372</b>	<b>93</b>	<b>22</b>	<b>13</b>	<b>-</b>	<b>11</b>	<b>47</b>

Table 7 - AAF Outcomes by Sport Category - Sports/Disciplines for Athletes with an Impairment

Sport	Total Samples	Grand Total	Medical Reasons	No Case to Answer	No Sanction	Pending	ADRV
<b>Aquatics</b>	<b>72</b>	<b>1</b>	<b>-</b>	<b>-</b>	<b>-</b>	<b>1</b>	<b>-</b>
INAS Swimming Middle Distance 200-400m	8	1	-	-	-	1	-
<b>Archery</b>	<b>88</b>	<b>2</b>	<b>-</b>	<b>-</b>	<b>1</b>	<b>-</b>	<b>1</b>
Para-Archery	88	2	-	-	1	-	1
<b>Athletics</b>	<b>223</b>	<b>2</b>	<b>1</b>	<b>-</b>	<b>-</b>	<b>-</b>	<b>1</b>
CISS Jumps	21	1	1	-	-	-	-
INAS Middle Distance 800-1500m	9	1	-	-	-	-	1
<b>Badminton</b>	<b>240</b>	<b>1</b>	<b>1</b>	<b>-</b>	<b>-</b>	<b>-</b>	<b>-</b>
Para-Badminton	227	1	1	-	-	-	-
<b>Basketball</b>	<b>450</b>	<b>3</b>	<b>3</b>	<b>-</b>	<b>-</b>	<b>-</b>	<b>-</b>
CISS Basketball	24	1	1	-	-	-	-
Wheelchair Basketball	421	2	2	-	-	-	-
<b>Canoe/Kayak</b>	<b>143</b>	<b>2</b>	<b>2</b>	<b>-</b>	<b>-</b>	<b>-</b>	<b>-</b>
Para-Canoe Sprint	143	2	2	-	-	-	-
<b>Curling</b>	<b>101</b>	<b>1</b>	<b>1</b>	<b>-</b>	<b>-</b>	<b>-</b>	<b>-</b>
Wheelchair Curling	68	1	1	-	-	-	-
<b>Cycling</b>	<b>1,002</b>	<b>19</b>	<b>13</b>	<b>-</b>	<b>1</b>	<b>3</b>	<b>2</b>
Para-Cycling Road	678	16	10	-	1	3	2
Para-Cycling Track Endurance	158	1	1	-	-	-	-
Para-Cycling Track Sprint	152	2	2	-	-	-	-
<b>Equestrian</b>	<b>93</b>	<b>4</b>	<b>2</b>	<b>-</b>	<b>-</b>	<b>-</b>	<b>2</b>
Para-Equestrian	93	4	2	-	-	-	2
<b>Fencing</b>	<b>148</b>	<b>1</b>	<b>-</b>	<b>-</b>	<b>-</b>	<b>-</b>	<b>1</b>
Wheelchair Fencing	148	1	-	-	-	-	1
<b>Football 5-a-Side</b>	<b>126</b>	<b>4</b>	<b>-</b>	<b>-</b>	<b>-</b>	<b>2</b>	<b>2</b>
Para-Football 5-a-side	126	4	-	-	-	2	2
<b>Football 7-a-Side</b>	<b>45</b>	<b>1</b>	<b>-</b>	<b>-</b>	<b>-</b>	<b>-</b>	<b>1</b>
Para-Football 7-a-side	45	1	-	-	-	-	1
<b>Goalball</b>	<b>194</b>	<b>4</b>	<b>-</b>	<b>1</b>	<b>-</b>	<b>2</b>	<b>1</b>
Goalball	194	4	-	1	-	2	1
<b>Judo</b>	<b>252</b>	<b>5</b>	<b>-</b>	<b>2</b>	<b>-</b>	<b>2</b>	<b>1</b>
Para-Judo	243	5	-	2	-	2	1
<b>Para-Bowling</b>	<b>17</b>	<b>1</b>	<b>-</b>	<b>1</b>	<b>-</b>	<b>-</b>	<b>-</b>
Para-Bowling	17	1	-	1	-	-	-
<b>Powerlifting</b>	<b>16</b>	<b>1</b>	<b>-</b>	<b>-</b>	<b>-</b>	<b>1</b>	<b>-</b>
IBSA Powerlifting	16	1	-	-	-	1	-

\* Sports/Disciplines as reported by Laboratories in ADAMS in 2019. Only sports/disciplines with AAF results are listed in the table. Therefore, the total samples for the sport may be larger than the sum of the listed disciplines.

Table 7 - AAF Outcomes by Sport Category - Sports/Disciplines for Athletes with an Impairment (continued)

Sport	Total Samples	Grand Total	Medical Reasons	No Case to Answer	No Sanction	Pending	ADRV
<b>Rowing</b>	<b>233</b>	<b>5</b>	<b>3</b>	-	-	-	<b>2</b>
Para-Rowing	229	5	3	-	-	-	2
<b>Rugby Union</b>	<b>165</b>	<b>1</b>	<b>1</b>	-	-	-	-
Wheelchair Rugby	165	1	1	-	-	-	-
<b>Sitting Volleyball (R)</b>	<b>194</b>	<b>3</b>	<b>1</b>	-	-	<b>1</b>	<b>1</b>
Sitting Volleyball (R)	194	3	1	-	-	1	1
<b>Skiing</b>	<b>64</b>	<b>1</b>	-	-	-	<b>1</b>	-
CISS Alpine Skiing	20	1	-	-	-	1	-
<b>Table Tennis</b>	<b>216</b>	<b>3</b>	-	-	-	<b>1</b>	<b>2</b>
Para-Table Tennis	198	3	-	-	-	1	2
<b>Taekwondo</b>	<b>269</b>	<b>2</b>	-	<b>1</b>	-	-	<b>1</b>
Para-Taekwondo-Kyorugi	242	2	-	1	-	-	1
<b>Tennis</b>	<b>437</b>	<b>3</b>	-	-	-	-	<b>3</b>
Wheelchair Tennis	427	3	-	-	-	-	3
<b>Triathlon</b>	<b>281</b>	<b>2</b>	-	<b>1</b>	-	<b>1</b>	-
Para-Triathlon	281	2	-	1	-	1	-
<b>Grand Total</b>	<b>5,069</b>	<b>72</b>	<b>28</b>	<b>6</b>	<b>2</b>	<b>15</b>	<b>21</b>

Table 8 - AAF Outcomes by Sport Category - Other Sports - Code Signatories

Sport	Total Samples	Grand Total	Medical Reasons	No Case to Answer	No Sanction	Pending	ADRV
<b>Air Sports</b>	<b>118</b>	<b>12</b>	-	<b>12</b>	-	-	-
Military Parachuting	118	12	-	12	-	-	-
<b>American Football</b>	<b>304</b>	<b>12</b>	<b>7</b>	<b>1</b>	-	-	<b>4</b>
University	304	12	7	1	-	-	4
<b>Aquatics</b>	<b>244</b>	<b>1</b>	<b>1</b>	-	-	-	-
University Swimming Middle Distance 200-400m	79	1	1	-	-	-	-
<b>Athletics</b>	<b>395</b>	<b>3</b>	-	-	<b>1</b>	<b>2</b>	-
Military Sprint 400m or less	42	1	-	-	-	1	-
University Jumps	39	1	-	-	-	1	-
University Throws	32	1	-	-	1	-	-
<b>Australian Rules Football</b>	<b>572</b>	<b>6</b>	<b>2</b>	-	-	-	<b>4</b>
Australian Rules Football	572	6	2	-	-	-	4
<b>Ice Hockey</b>	<b>102</b>	<b>4</b>	<b>2</b>	-	-	-	<b>2</b>
University	102	4	2	-	-	-	2
<b>Kettlebell Lifting</b>	<b>122</b>	<b>9</b>	-	-	-	<b>3</b>	<b>6</b>
Kettlebell Lifting	122	9	-	-	-	3	6
<b>Kurash</b>	<b>41</b>	<b>5</b>	-	-	-	<b>3</b>	<b>2</b>
Kurash	41	5	-	-	-	3	2
<b>Poker</b>	<b>29</b>	<b>2</b>	-	-	-	<b>2</b>	-
Poker	29	2	-	-	-	2	-
<b>Rugby League</b>	<b>1,737</b>	<b>17</b>	-	<b>2</b>	-	<b>1</b>	<b>14</b>
Rugby League	1,731	17	-	2	-	1	14
<b>Skating</b>	<b>63</b>	<b>1</b>	-	-	-	-	<b>1</b>
University Figure Skating	20	1	-	-	-	-	1
<b>Taekwondo</b>	<b>47</b>	<b>1</b>	-	-	-	<b>1</b>	-
Military Taekwondo	6	1	-	-	-	1	-
<b>Triathlon</b>	<b>1,081</b>	<b>11</b>	<b>2</b>	<b>2</b>	<b>1</b>	<b>1</b>	<b>5</b>
Ironman	1,081	11	2	2	1	1	5
<b>Wrestling</b>	<b>32</b>	<b>3</b>	<b>3</b>	-	-	-	-
University	32	3	3	-	-	-	-
<b>Grand Total</b>	<b>4,887</b>	<b>87</b>	<b>17</b>	<b>17</b>	<b>2</b>	<b>13</b>	<b>38</b>

\* Sports/Disciplines as reported by Laboratories in ADAMS in 2019. Only sports/disciplines with AAF results are listed in the table. Therefore, the total samples for the sport may be larger than the sum of the listed disciplines.

Table 9 - AAF Outcomes by Sport Category - Other Sports - Non-Code Signatories

Sport	Total Samples	Grand Total	Medical Reasons	No Case to Answer	No Sanction	Pending	ADRV
<b>Athletics</b>	<b>234</b>	<b>6</b>	-	-	-	-	<b>6</b>
Long Distance 3000m or greater	32	6	-	-	-	-	6
<b>Baseball</b>	<b>585</b>	<b>5</b>	-	<b>5</b>	-	-	-
Baseball	48	1	-	1	-	-	-
Professional Baseball	502	4	-	4	-	-	-
<b>Basketball</b>	<b>306</b>	<b>1</b>	-	-	-	-	<b>1</b>
Basketball	55	1	-	-	-	-	1
<b>Basque Sports</b>	<b>45</b>	<b>1</b>	-	<b>1</b>	-	-	-
Txinga eramatea	2	1	-	1	-	-	-
<b>Bodybuilding</b>	<b>347</b>	<b>15</b>	-	<b>4</b>	-	<b>4</b>	<b>7</b>
CrossFit	32	2	-	-	-	-	2
Fitness	6	2	-	2	-	-	-
INBA Natural Bodybuilding	168	2	-	1	-	1	-
Physique Sports	28	7	-	-	-	2	5
WNBF Natural Bodybuilding	104	2	-	1	-	1	-
<b>Boxing</b>	<b>811</b>	<b>27</b>	<b>1</b>	<b>13</b>	<b>1</b>	<b>2</b>	<b>10</b>
BBBOC professional boxing	378	5	1	-	1	-	3
Boxing	84	6	-	-	-	-	6
IBO Professional Boxing	21	3	-	3	-	-	-
Professional Boxing	167	4	-	1	-	2	1
WBA Professional Boxing	43	2	-	2	-	-	-
WBC Professional Boxing	65	4	-	4	-	-	-
WBO Professional Boxing	27	3	-	3	-	-	-
<b>Broomball</b>	<b>4</b>	<b>1</b>	<b>1</b>	-	-	-	-
Broomball	4	1	1	-	-	-	-
<b>Cycling</b>	<b>188</b>	<b>10</b>	<b>2</b>	-	-	-	<b>8</b>
Road	143	10	2	-	-	-	8
<b>DanceSport</b>	<b>4</b>	<b>1</b>	-	-	-	<b>1</b>	-
WDC DanceSport	4	1	-	-	-	1	-
<b>Firefighting and Rescuing</b>	<b>44</b>	<b>1</b>	-	-	-	<b>1</b>	-
Firefighting and Rescuing	44	1	-	-	-	1	-
<b>Football</b>	<b>185</b>	<b>2</b>	-	-	-	-	<b>2</b>
Football	104	1	-	-	-	-	1
Futsal	52	1	-	-	-	-	1
<b>Friskis &amp; Svettis</b>	<b>75</b>	<b>1</b>	-	-	-	-	<b>1</b>
Friskis & Svettis	75	1	-	-	-	-	1
<b>Functional Fitness</b>	<b>35</b>	<b>1</b>	<b>1</b>	-	-	-	-
Functional Fitness	35	1	1	-	-	-	-
<b>Golf</b>	<b>232</b>	<b>1</b>	<b>1</b>	-	-	-	-
College	2	1	1	-	-	-	-
<b>Horse Racing</b>	<b>390</b>	<b>4</b>	-	<b>4</b>	-	-	-
Horse Racing	390	4	-	4	-	-	-
<b>Jiu-Jitsu</b>	<b>60</b>	<b>1</b>	-	-	-	-	<b>1</b>
Jiu-Jitsu	60	1	-	-	-	-	1
<b>Judo</b>	<b>57</b>	<b>1</b>	-	-	-	-	<b>1</b>
Judo	57	1	-	-	-	-	1
<b>Kabaddi</b>	<b>143</b>	<b>2</b>	-	-	-	<b>1</b>	<b>1</b>
Kabaddi	141	2	-	-	-	1	1
<b>Karate</b>	<b>131</b>	<b>4</b>	-	<b>4</b>	-	-	-
Kyokushin KWU	61	4	-	4	-	-	-
<b>Mixed Martial Arts</b>	<b>4,268</b>	<b>113</b>	-	<b>103</b>	-	<b>4</b>	<b>6</b>
Mixed Martial Arts	282	18	-	8	-	4	6
UFC	55	1	-	1	-	-	-
UFC BantamWeight	691	31	-	31	-	-	-
UFC Featherweight	559	5	-	5	-	-	-
UFC Flyweight	324	9	-	9	-	-	-
UFC Heavyweight	297	7	-	7	-	-	-
UFC Light Heavyweight	292	13	-	13	-	-	-
UFC Lightweight	621	15	-	15	-	-	-
UFC Middleweight	387	9	-	9	-	-	-
UFC Strawweight	267	2	-	2	-	-	-
UFC Welterweight	493	3	-	3	-	-	-
<b>Padel</b>	<b>6</b>	<b>1</b>	-	-	-	-	<b>1</b>
Padel	6	1	-	-	-	-	1
<b>Powerlifting</b>	<b>135</b>	<b>2</b>	-	<b>2</b>	-	-	-
Powerlifting	78	2	-	2	-	-	-
<b>Rowing</b>	<b>56</b>	<b>1</b>	-	-	-	-	<b>1</b>
Rowing	56	1	-	-	-	-	1
<b>Rugby Union</b>	<b>264</b>	<b>2</b>	-	-	-	-	<b>2</b>
Fifteens	245	2	-	-	-	-	2
<b>School Sports</b>	<b>184</b>	<b>2</b>	-	-	-	-	<b>2</b>
Athletics Throws	17	2	-	-	-	-	2
<b>Skiing</b>	<b>50</b>	<b>1</b>	-	-	-	<b>1</b>	-
Cross-Country	34	1	-	-	-	1	-

\* Sports/Disciplines as reported by Laboratories in ADAMS in 2019. Only sports/disciplines with AAF results are listed in the table. Therefore, the total samples for the sport may be larger than the sum of the listed disciplines.



Table 9 - AAF Outcomes by Sport Category - Other Sports (continued)

Sport	Total Samples	Grand Total	Medical Reasons	No Case to Answer	No Sanction	Pending	ADRV
<b>Traditional Archery</b>	<b>18</b>	<b>1</b>	-	-	-	<b>1</b>	-
Traditional Archery	18	1	-	-	-	1	-
<b>Triathlon</b>	<b>52</b>	<b>1</b>	-	-	-	-	<b>1</b>
Triathlon	52	1	-	-	-	-	1
<b>VA'A</b>	<b>31</b>	<b>1</b>	-	-	-	<b>1</b>	-
Outrigger (Sprint)	31	1	-	-	-	1	-
<b>Volleyball</b>	<b>243</b>	<b>6</b>	<b>1</b>	<b>4</b>	-	-	<b>1</b>
College	14	1	1	-	-	-	-
Professional Volleyball	171	4	-	4	-	-	-
Volleyball	57	1	-	-	-	-	1
<b>Wrestling</b>	<b>77</b>	<b>4</b>	-	-	-	-	<b>4</b>
Greco-Roman	4	1	-	-	-	-	1
Wrestling	16	3	-	-	-	-	3
<b>Wushu</b>	<b>9</b>	<b>1</b>	-	-	-	-	<b>1</b>
Sanda	5	1	-	-	-	-	1
<b>Grand Total</b>	<b>9,269</b>	<b>221</b>	<b>7</b>	<b>140</b>	<b>1</b>	<b>16</b>	<b>57</b>

\* Sports/Disciplines as reported by Laboratories in ADAMS in 2019. Only sports/disciplines with AAF results are listed in the table. Therefore, the total samples for the sport may be larger than the sum of the listed disciplines.



## Section 2

# Outcomes of 2019 AAFs by Testing Authority Category

This Report is compiled based on decisions received by WADA before 31 January 2021.

**Table 1 - AAF Outcomes by TA\* Category**

TA Category	Total TAs	Total Samples**	Total AAFs**	Medical Reasons	No Case to Answer	No Sanction	Pending	ADRV***
National Anti-Doping Organization (NADO)	95	182,803	1,991	225	191	37	348	1,190
Other Sports Organization****	52	20,605	238	6	47	3	90	92
Member of Association of Summer Olympic International Federations (ASOIF)	24	46,809	212	45	22	7	17	121
Other Code Signatories	17	8,725	105	11	9	2	48	35
Member of Alliance of Independent recognized Members of Sport (AIMS)	7	1,248	66	1	-	-	23	42
Regional Anti-Doping Organization (RADO)	10	2,447	40	-	3	-	10	27
Member of Association of the IOC Recognized International Sports Federations (ARISF)	17	1,983	38	5	-	-	10	25
Member of Association of International Olympic Winter Sports Federations (AIOWF)	7	7,263	11	4	2	-	0	5
<b>Grand Total</b>	<b>229</b>	<b>271,883</b>	<b>2,701</b>	<b>297</b>	<b>274</b>	<b>49</b>	<b>546</b>	<b>1,537</b>

\* The Testing Authority may have authorized a particular sample collection; however the TA might not be responsible for the results management process. Another organization (International Federation, National Anti-Doping Organization, or National Federation) may be the relevant Results Management Authority and therefore responsible for rendering a decision for a particular case.

\*\* Figures as reported in 2019 Anti-Doping Testing Figures Report, including urine and blood samples in ADAMS excluding Athlete Biological Passport (ABP) samples.

\*\*\* Based on each AAF, which may not be the same as the number of decisions rendered. A decision may refer to multiple AAFs from the same athlete.

\*\*\*\* Organizations that are not included in the categories explicitly listed in this table.

Table 2 - AAF Outcomes by TA Category - ASOIF IFs

ADAMS Code	TA Name	Total Samples	Total AAFs*	Medical Reasons	No Case to Answer	No Sanction	Pending	ADRV
UCI	International Cycling Union	8,809	43	17	6	-	1	19
<b>World Athletics - AIU</b>	World Athletics - AIU	5,884	34	1	4	-	2	27
IWF	International Weightlifting Federation	3,776	29	3	1	1	7	17
ITF	International Tennis Federation	6,089	25	5	3	4	-	13
FINA	International Swimming Federation	5,828	11	1	1	-	-	9
UWW	United World Wrestling	1,102	11	-	-	-	2	9
ITU	International Triathlon Union	1,256	9	3	2	-	-	4
FEI	International Equestrian Federation	316	8	2	1	-	2	3
IJF	International Judo Federation	806	7	-	-	-	-	7
<b>World Rugby</b>	World Rugby	2,428	6	-	2	-	-	4
FIFA	International Federation of Football Associations	1,728	5	3	-	-	1	1
FISA	International Rowing Federation	503	4	3	-	-	1	-
WT	World Taekwondo	843	3	-	1	-	-	2
FIG	International Gymnastics Federation	741	3	-	1	-	1	1
FIE	International Fencing Federation	670	3	3	-	-	-	-
BWF	Badminton World Federation	1,203	2	-	-	1	-	1
AIBA	International Boxing Association	347	2	1	-	-	-	1
FIVB	International Volleyball Federation	1,029	1	1	-	-	-	-
FIBA	International Basketball Federation	888	1	1	-	-	-	-
IHF	International Handball Federation	667	1	-	-	-	-	1
ISSF	International Shooting Sport Federation	432	1	-	-	-	-	1
ICF	International Canoe Federation	329	1	-	-	1	-	-
FIH	International Hockey Federation	316	1	1	-	-	-	-
WS	World Sailing	140	1	-	-	-	-	1
WA	World Archery Federation	294	-	-	-	-	-	-
UIPM	International Modern Pentathlon Union	195	-	-	-	-	-	-
ITTF	International Table Tennis Federation	173	-	-	-	-	-	-
IGF	International Golf Federation	17	-	-	-	-	-	-
<b>Grand Total</b>		<b>46,809</b>	<b>212</b>	<b>45</b>	<b>22</b>	<b>7</b>	<b>17</b>	<b>121</b>

Table 3 - AAF Outcomes by TA Category - AIOWF IFs

ADAMS Code	TA Name	Total Samples	Total AAFs*	Medical Reasons	No Case to Answer	No Sanction	Pending	ADRV
IIHF	International Ice Hockey Federation	1,275	6	1	2	-	-	3
ISU	International Skating Union	978	3	2	-	-	-	1
FIS	International Ski Federation	1,779	1	-	-	-	-	1
IBSF	International Bobsleigh and Skeleton Federation	335	1	1	-	-	-	-
IBU	International Biathlon Union	2,896	-	-	-	-	-	-
FIL	International Luge Federation	511	-	-	-	-	-	-
WCF	World Curling Federation	336	-	-	-	-	-	-
<b>Grand Total</b>		<b>7,263</b>	<b>11</b>	<b>4</b>	<b>2</b>	<b>-</b>	<b>-</b>	<b>5</b>

Table 4 - AAF Outcomes by TA Category - ARISF IFs

ADAMS Code	TA Name	Total Samples	Total AAFs*	Medical Reasons	No Case to Answer	No Sanction	Pending	ADRV
FIAS	International Sambo Federation	275	11	-	-	-	-	11
IFMA	International Federation of Muaythai Associations	130	7	-	-	-	3	4
FIA	Fédération Internationale de l'Automobile	138	2	1	-	-	1	-
ICU	International Cheer Union	52	2	-	-	-	2	-
ISA	International Surfing Association	156	2	-	-	-	2	-
IWUF	International Wushu Federation	98	2	-	-	-	-	2
WSK	World Skate	185	2	2	-	-	-	2
FIDE	World Chess Federation	38	1	-	-	-	1	-
FIM	International Motorcycling Federation	272	1	-	-	-	-	1
IFAF	International Federation of American Football	12	1	1	-	-	-	-
IFS-Sumo	International Sumo Federation	42	1	-	-	-	-	1
IWWF	International Waterski & Wakeboard Federation	92	1	-	-	-	-	1
TWIF	Tug of War International Federation	19	1	-	-	-	-	1
UIAA	International Climbing and Mountaineering Federation	69	1	-	-	-	1	-
UIM	International Union of Powerboating	32	1	-	-	-	-	1
WKF	World Karate Federation	294	1	-	-	-	-	1
WSF	World Squash Federation	79	1	1	-	-	-	-
<b>Grand Total</b>		<b>1,983</b>	<b>38</b>	<b>5</b>	<b>-</b>	<b>-</b>	<b>10</b>	<b>25</b>

\* As reported in the 2019 Anti-Doping Testing Figures Report, including urine and blood samples in ADAMS excluding ABP samples.

Table 5 - AAF Outcomes by TA Category - AIMS IFs

ADAMS Code	TA Name	Total Samples	Total AAFs*	Medical Reasons	No Case to Answer	No Sanction	Pending	ADR
IFBB	International Federation of Bodybuilding and Fitness	114	33	-	-	-	15	18
IPF	International Powerlifting Federation	770	19	1	-	-	2	16
WAF	World Arm Wrestling Federation	52	6	-	-	-	1	5
JJIF	Ju-Jitsu International Federation	261	5	-	-	-	2	3
IDBF	International Dragon Boat Federation	34	1	-	-	-	1	-
ISTF	International Soft Tennis Federation	5	1	-	-	-	1	-
WMF	World Minigolf Sport Federation	12	1	-	-	-	1	-
<b>Grand Total</b>		<b>1,248</b>	<b>66</b>	<b>1</b>	<b>-</b>	<b>-</b>	<b>23</b>	<b>42</b>

Table 6 - AAF Outcomes by TA Category - NADOs

ADAMS Code	TA Name	Total Samples	Total AAFs*	Medical Reasons	No Case to Answer	No Sanction	Pending	ADR
IND-NADO	National Anti Doping Agency -India	4,004	225	-	-	1	89	135
USADA	US Anti-Doping Agency	11,213	194	37	114	8	-	35
RUSADA	Russian National Anti-Doping Organization	9,516	85	1	2	1	5	76
NADO ITALIA	Italian National Anti-Doping Agency	8,539	82	6	10	2	-	64
ABCD	Brasilian Authority on Anti-Doping Control	8,780	67	2	5	-	10	50
AFLD-NADO	French Anti-Doping Agency	7,388	65	7	5	2	13	38
IRI-NADO	I.R Iran National Anti-Doping Organization	1,214	64	2	-	-	-	62
SAIDS	South African Institute for Drug-Free Sport	1,542	58	7	-	1	2	48
POLADA	Polish Anti-Doping Agency	4,048	53	1	1	-	18	33
NADA	German National Anti-Doping Agency	15,789	50	20	4	2	7	17
ESP-NADO	Spain National Anti-Doping Agency	4,807	48	16	3	-	11	18
NADC Ukraine	National Anti-doping Center of Ukraine	2,258	48	-	1	-	12	35
UKAD	UK Anti-Doping	10,939	47	11	4	4	3	25
CCES	Canadian Centre for Ethics in Sport	3,902	43	27	2	-	-	14
KADA	Korea Anti-Doping Agency	4,551	42	3	12	-	-	27
TADC	Turkish Anti Doping Commission	3,112	39	-	-	-	15	24
RF	Swedish Sports Confederation	3,477	37	5	1	-	10	21
ADoP	Portugal Anti-Doping Agency	2,869	36	-	1	-	12	23
DAN	Doping Authority Netherlands	2,574	36	28	-	-	1	7
ASADA	Australian Sports Anti-Doping Authority	4,729	35	15	-	-	3	17
KAZ-NADO	Kazakhstan National Anti-Doping Centre	2,105	34	2	1	1	-	30
MEX-NADO	Mexican National Anti-Doping Committee	2,831	33	-	3	12	4	14
NADOF	NADO Flanders	1,933	33	2	-	1	5	25
ADNO	Anti-Doping Norway	2,484	30	8	1	-	10	11
ADD	Anti-Doping Denmark	1,689	26	3	-	-	15	8
COL-NADO	Colombian NADO	1,681	25	1	-	1	10	13
KSA-NADO	Saudi Arabian Antidoping Committee	1,242	20	-	-	-	12	8
AMADA	Azerbaijan National Anti-Doping Agency	1,584	19	-	-	-	2	17
GUA-OAD	Guatemala NADO	185	19	-	-	-	6	13
CADC	Czech Anti-Doping Committee	1,486	17	1	-	-	-	16
HUNADO	Hungarian Anti-Doping Agency	1,952	17	2	-	-	-	15
ARG-CNAD	National Anti-Doping Commission of Argentina	981	15	-	-	-	4	11
CHI-NADO	Chilean National Anti-Doping Commission	1,337	15	1	-	-	3	11
QADC	Qatar Antidoping Commission	627	15	-	12	-	-	3
CHINADA	China Anti-Doping Agency	9,936	14	-	-	-	2	12
EGY-NADO	Egyptian National Anti-doping Organization	895	14	-	-	1	2	11
LAT-NADO	Anti-Doping Bureau of Latvia	695	14	-	-	-	-	14
NGR-NADO	Nigerian National Anti-Doping Committee	315	14	-	-	-	4	10
ADAS	Anti-Doping Agency of Serbia	540	12	-	-	-	1	11
ADCH	Antidoping Switzerland	2,267	12	6	-	-	3	3
BEL-CFWB	French Community of Belgium NADO	1,387	12	1	1	-	2	8
CRC-NADO	Costa Rica NADO	172	10	-	-	-	7	3
ESKAN	Hellenic National Council for Combatting Doping	997	10	2	-	-	4	4
MGL-NADO	Mongolian National Anti-Doping Organization	155	10	-	-	-	7	3
CMA Monaco	Comité Monégasque Antidopage	216	9	-	-	-	1	8
PAR-NADO	Anti-Doping Paraguay	530	9	-	-	-	1	8
SADA	Slovak Anti-Doping Agency	407	9	-	-	-	-	9
ANAD-Romania	Romanian National Anti-Doping Agency	2,439	8	-	1	-	1	6
BUL-NADO	Bulgarian Anti-doping Center	763	8	-	-	-	-	8
FINCIS	Finnish Center for Integrity in Sports	2,724	8	1	-	-	4	3
SRI-NADO	Sri Lanka Anti Doping Agency	270	7	-	1	-	-	6
BNADA	Belarus National Anti-Doping Agency	1,362	6	-	-	-	-	6
COCOM	Commun Community Comission (Brussels)	274	6	-	1	-	2	3
DCAT	Doping Control Agency of Thailand	1,008	6	-	1	-	-	5
DFSNZ	Drug Free Sport New Zealand	1,302	6	1	-	-	-	5
JADA	Japan Anti-Doping Agency	5,098	6	1	1	-	-	4
NADA Austria	National Anti-Doping Agency Austria GmbH	1,987	6	-	-	-	-	6
NOC-IRAQ	National Olympic Committee of Iraq	73	6	-	-	-	2	4
SI	Sport Ireland	1,233	6	1	-	-	-	5

\* As reported in the 2019 Anti-Doping Testing Figures Report, including urine and blood samples in ADAMS excluding ABP samples.

Table 6 - AAF Outcomes by TA Category - NADOs (continued)

ADAMS Code	TA Name	Total Samples	Total AAFs*	Medical Reasons	No Case to Answer	No Sanction	Pending	ADRV
UZNADA	National Anti-Doping Agency of Uzbekistan	162	6	-	-	-	1	5
ADAK	Anti-Doping Agency of Kenya	895	5	-	1	-	-	4
CIPH	Croatian Institute of Public Health	632	5	-	-	-	-	5
UAE-NADO	United Arab Emirates National Anti-doping Committee	205	5	-	-	-	-	5
ADAMAS	Anti-Doping Agency of Malaysia	224	4	-	1	-	3	-
ADS	Anti-Doping Singapore	193	4	-	-	-	-	4
EADA	Estonian Anti-Doping Agency	376	4	-	-	-	1	3
JADO	Jordan Anti-doping Organization	96	4	-	-	-	-	4
PAN-NADO	Anti-Doping Agency of Panama	68	4	-	-	-	1	3
SLOADO	Slovenian Antidoping Organization	403	4	2	-	-	-	2
BADC	Bahamas Anti-Doping Commission	176	3	-	-	-	3	-
CONAD PERU	Peru National Anti-Doping Commission	541	3	-	-	-	1	2
CTADA	Chinese Taipei Anti-Doping Agency	513	3	-	-	-	-	3
CUB-NADO	Cuban National Anti-Doping Agency	938	3	-	-	-	3	-
LTU-NADO	Lithuanian Anti-Doping Agency	156	3	-	-	-	-	3
MLT-NADO	Anti-Doping Commission of Malta	124	3	-	-	-	-	3
URU-NADO	Uruguay Anti-Doping	165	3	-	-	-	-	3
ANAD	National Anti-Doping Agency of Tunisia	173	2	-	-	-	2	-
CNOM	Morocco National Olympic Committee	92	2	-	-	-	-	2
GEO-NADO	Georgian Anti-Doping Agency	254	2	-	-	-	1	1
ISR-NADO	Israeli NADO	172	2	-	-	-	1	1
JADCO	Jamaica Anti-Doping Commission	515	2	-	-	-	-	2
NADO Belize	National Anti-Doping Organisation of Belize	15	2	-	-	-	1	1
ALAD	Luxembourg NADO	226	1	-	-	-	-	1
ALG-NADO	Algerian National Anti-Doping Organization	60	1	-	-	-	-	1
ARU-NADO	Aruba National Anti-Doping Organisation	4	1	-	-	-	1	-
BiH-NADO	Agency for Anti-Doping Control of Bosnia and Herzegovina	324	1	-	-	-	1	-
CYADA	Cyprus Anti-Doping Authority	118	1	-	-	-	-	1
ECU-NADO	Ecuador NADO	158	1	-	-	-	-	1
FEDOMEDE	Federacion Dominicana de Medicina del Deporte	83	1	-	-	-	1	-
ISL-NADO	National Olympic and Sports Association of Iceland	112	1	1	-	-	-	-
LIB-OC	Libanese Olympic Committee/Anti-Doping Commission	8	1	-	-	-	-	1
NADO-DG Eupen	NADO-DG Eupen - Belgium	43	1	-	1	-	-	-
OCALUDS	Organisation Camérounaise de Lutte Contre le Dopage en Sport	17	1	-	-	-	1	-
TTOC	Trinidad and Tobago Olympic Committee	43	1	1	-	-	-	-
VEN-NADO	Venezuela NADO	106	1	-	-	-	1	-
<b>Grand Total</b>		<b>182,803</b>	<b>1,991</b>	<b>225</b>	<b>191</b>	<b>37</b>	<b>348</b>	<b>1,190</b>

Table 7 - AAF Outcomes by TA Category - RADOs

ADAMS Code	TA Name	Total Samples	Total AAFs*	Medical Reasons	No Case to Answer	No Sanction	Pending	ADRV
AFR-RADO-I	Africa Zone I RADO	1,047	11	-	-	-	3	8
RADO-CAM	Central American RADO	257	9	-	-	-	4	5
RADOCA-RADO	Central Asia RADO	100	5	-	-	-	-	5
AFR-RADO-V	Africa Zone V RADO	109	4	-	-	-	-	4
AFR-RADO-II-III	Africa Zone II & III RADO	214	3	-	-	-	-	3
S-ASIA-RADO	South Asia RADO	144	3	-	3	-	-	-
O-RADO	Oceania RADO	328	2	-	-	-	2	-
AFR-RADO-VI	Africa Zone VI RADO	117	1	-	-	-	-	1
E-EUR-RADO	Eastern Europe RADO	76	1	-	-	-	-	1
W-ASIA-RADO	West Asia RADO	55	1	-	-	-	1	-
<b>Grand Total</b>		<b>2,447</b>	<b>40</b>	<b>-</b>	<b>3</b>	<b>-</b>	<b>10</b>	<b>27</b>

Table 8 - AAF Outcomes by TA Category - Other Code Signatories

ADAMS Code	TA Name	Total Samples	Total AAFs*	Medical Reasons	No Case to Answer	No Sanction	Pending	ADRV
IPC	International Paralympic Committee	2,158	38	8	7	-	5	18
PASO	Panamerican Sports Organisations	1,858	21	-	-	-	17	4
IRONMAN	Ironman	729	10	2	2	1	-	5
EOC	European Olympic Committee	1,407	6	-	-	-	3	3
IBSA	International Blind Sport Association	171	6	-	-	-	6	-
IKA	Kurash International Federation	23	5	-	-	-	3	2
FISU	International University Sport Federation	818	3	-	-	1	1	1
ANOC	Association of National Olympic Committees	260	2	-	-	-	2	-
CISM	International Military Sports Council	651	2	-	-	-	2	-
IFMP	International Federation of Match Poker	29	2	-	-	-	2	-
IUKL	International Union of Kettlebell Lifting	45	2	-	-	-	-	2
ODESUR	South American Sports Organisations	98	2	-	-	-	2	-
WADA-AMA	World Anti-Doping Agency	210	2	-	-	-	2	-
ICSD / CISS	International Committee of Sports for the Deaf	115	1	-	-	-	1	-

\* As reported in the 2019 Anti-Doping Testing Figures Report, including urine and blood samples in ADAMS excluding ABP samples.

Table 8 - AAF Outcomes by TA Category - Other Code Signatories (continued)

ADAMS Code	TA Name	Total Samples	Total AAFs*	Medical Reasons	No Case to Answer	No Sanction	Pending	ADRV
IMGA	International Masters Games Associations	5	1	-	-	-	1	-
INAS	International Sports Federations for Athletes with an Intellectual Disability	34	1	-	-	-	1	-
IWBF	International Wheelchair Basketball Federation	114	1	1	-	-	-	-
<b>Grand Total</b>		<b>8,725</b>	<b>105</b>	<b>11</b>	<b>9</b>	<b>2</b>	<b>48</b>	<b>35</b>

Table 9 - AAF Outcomes by TA Category - Other Sports Organizations\*\*

ADAMS Code	TA Name	Total Samples	Total AAFs*	Medical Reasons	No Case to Answer	No Sanction	Pending	ADRV
<b>Grand Total</b>		<b>20,605</b>	<b>238</b>	<b>6</b>	<b>47</b>	<b>3</b>	<b>90</b>	<b>92</b>

\* As reported in the 2019 Anti-Doping Testing Figures Report, including urine and blood samples in ADAMS excluding ABP samples.

\*\* Sports/Disciplines as reported by laboratories in ADAMS in 2015. Only sports/disciplines with AAF results are listed in the table. Therefore, the total samples for sport may be larger than the sum of the listed disciplines. Other refers to sports/disciplines connected with organizations which are not included in the categories listed in Table 2-8.



## Section 3

# Report of 2019 Non-Analytical ADRVs<sup>1</sup>

This Report is compiled based on decisions received by WADA before 31 January 2021.

---

<sup>1</sup> The Non-Analytical ADRVs in this Report refer to ADRVs related to World Anti-Doping Code (Code) article 2 other than presence of a prohibited substance and were based on decisions rendered in 2019 and received by WADA.



**Table 1 - Non-Analytical ADRV Cases Committed by Athletes by Sport and Nationality\***

Sport-Athlete Nationality	ADRV Cases
<b>American Football</b>	<b>1</b>
NORWAY	1
<b>Aquatics</b>	<b>11</b>
AUSTRALIA	1
CHINA	1
GERMANY	2
ITALY	1
LITHUANIA	1
RUSSIAN FEDERATION	2
TURKEY	1
UNITED STATES	2
<b>Athletics</b>	<b>54</b>
ALGERIA	1
AUSTRALIA	1
AUSTRIA	1
BRAZIL	1
CHINA	1
FRANCE	2
GREECE	3
GRENADA	1
INDIA	1
ITALY	2
KENYA	8
MEXICO	1
RUSSIAN FEDERATION	17
SOUTH AFRICA	1
SWEDEN	1
TURKEY	1
UKRAINE	3
UNITED KINGDOM	3
UNITED STATES	5
<b>Automobile Sports</b>	<b>1</b>
UNITED KINGDOM	1
<b>Badminton</b>	<b>1</b>
CHINA	1
<b>Baseball</b>	<b>2</b>
CZECH REPUBLIC	1
KOREA - REPUBLIC OF	1
<b>Biathlon</b>	<b>15</b>
KAZAKHSTAN	9
RUSSIAN FEDERATION	6
<b>Bobsleigh</b>	<b>3</b>
RUSSIAN FEDERATION	2
UNITED STATES	1

Sport-Athlete Nationality	ADRV Cases
<b>Bodybuilding</b>	<b>55</b>
BELGIUM	10
BRAZIL	1
CROATIA	2
CZECH REPUBLIC	9
FRANCE	8
ITALY	19
KOREA - REPUBLIC OF	1
LITHUANIA	2
POLAND	2
TURKEY	1
<b>Boxing</b>	<b>13</b>
DENMARK	1
FRANCE	1
ITALY	4
RUSSIAN FEDERATION	4
UNITED KINGDOM	1
UNITED STATES	1
UZBEKISTAN	1
<b>Canoe/Kayak</b>	<b>4</b>
ITALY	1
RUSSIAN FEDERATION	3
<b>Cycling</b>	<b>39</b>
AUSTRALIA	1
AUSTRIA	3
AZERBAIJAN	1
BELGIUM	1
BRAZIL	2
CHINA	1
COLOMBIA	2
CROATIA	1
FRANCE	2
GERMANY	1
ITALY	12
KAZAKHSTAN	1
SLOVENIA	2
SPAIN	6
SWITZERLAND	1
UNITED KINGDOM	1
VENEZUELA	1
<b>Fencing</b>	<b>1</b>
FRANCE	1

\* As indicated in the decisions received by WADA.

**Table 1 - Non-Analytical ADRV Cases Committed by Athletes by Sport and Nationality\***  
(continued)

Sport-Athlete Nationality	ADRV Cases
<b>Football</b>	<b>16</b>
AUSTRIA	4
IRELAND	1
ITALY	1
POLAND	6
SWITZERLAND	2
UNITED KINGDOM	2
<b>Football 7-a-Side</b>	<b>1</b>
ITALY	1
<b>Goalball</b>	<b>1</b>
UNITED STATES	1
<b>Golf</b>	<b>1</b>
BELGIUM	1
<b>Gymnastics</b>	<b>5</b>
RUSSIAN FEDERATION	4
UNITED STATES	1
<b>Handball</b>	<b>1</b>
QATAR	1
<b>Ice Hockey</b>	<b>2</b>
CROATIA	1
GERMANY	1
<b>Jiu-Jitsu</b>	<b>1</b>
RUSSIAN FEDERATION	1
<b>Kickboxing</b>	<b>2</b>
AUSTRIA	1
FRANCE	1
<b>Lifesaving</b>	<b>1</b>
GERMANY	1
<b>Mixed Martial Arts</b>	<b>2</b>
BRAZIL	1
RUSSIAN FEDERATION	1
<b>Motorcycle Racing</b>	<b>1</b>
AUSTRALIA	1
<b>Mountaineering and Climbing</b>	<b>1</b>
GERMANY	1
<b>Para-Cross Country Skiing</b>	<b>1</b>
RUSSIAN FEDERATION	1

Sport-Athlete Nationality	ADRV Cases
<b>Powerlifting</b>	<b>22</b>
AUSTRALIA	2
BELARUS	2
DENMARK	1
FRANCE	5
INDIA	1
ITALY	2
LATVIA	2
NETHERLANDS	1
NORWAY	1
RUSSIAN FEDERATION	5
<b>Roller Sports</b>	<b>2</b>
RUSSIAN FEDERATION	2
<b>Rowing</b>	<b>10</b>
CHINA	1
ITALY	3
POLAND	1
RUSSIAN FEDERATION	2
UNITED KINGDOM	3
<b>Rugby League</b>	<b>9</b>
AUSTRALIA	3
FRANCE	1
ITALY	1
LATVIA	1
NEW ZEALAND	1
RUSSIAN FEDERATION	1
UNITED KINGDOM	1
<b>Rugby Union</b>	<b>15</b>
AUSTRIA	1
FRANCE	1
ITALY	1
NEW ZEALAND	8
SCOTLAND	1
UNITED KINGDOM	3

\* As indicated in the decisions received by WADA.

**Table 1 - Non-Analytical ADRV Cases Committed by Athletes by Sport and Nationality\***  
(continued)

Sport-Athlete Nationality	ADRV Cases
<b>Sambo</b>	<b>2</b>
BELARUS	1
LATVIA	1
<b>Shooting</b>	<b>1</b>
RUSSIAN FEDERATION	1
<b>Skating</b>	<b>1</b>
NETHERLANDS	1
<b>Ski Mountaineering</b>	<b>2</b>
AUSTRIA	1
GERMANY	1
<b>Skiing</b>	<b>7</b>
AUSTRIA	3
RUSSIAN FEDERATION	4
<b>Squash</b>	<b>1</b>
ITALY	1
<b>Surfing</b>	<b>1</b>
NEW ZEALAND	1
<b>Tennis</b>	<b>2</b>
UNITED STATES	2
<b>Triathlon</b>	<b>9</b>
AUSTRALIA	2
AUSTRIA	1
BRAZIL	3
ITALY	1
UNITED STATES	2

Sport-Athlete Nationality	ADRV Cases
<b>Underwater Sports</b>	<b>1</b>
ITALY	1
<b>Volleyball</b>	<b>2</b>
GERMANY	1
RUSSIAN FEDERATION	1
<b>Weightlifting</b>	<b>22</b>
AZERBAIJAN	1
ICELAND	1
ITALY	1
KAZAKHSTAN	1
MEXICO	1
MOLDOVA - REPUBLIC OF	2
RUSSIAN FEDERATION	10
SPAIN	1
UNITED KINGDOM	3
UNITED STATES	1
<b>Wrestling</b>	<b>5</b>
INDIA	1
PORTUGAL	1
RUSSIAN FEDERATION	2
UNITED KINGDOM	1
<b>Wushu</b>	<b>1</b>
ITALY	1
<b>Grand Total</b>	<b>351</b>

\* As indicated in the decisions received by WADA.

**Table 2 - Non-Analytical ADRV Cases Committed by Athletes by Nationality\* and Sport**

Athlete Nationality-Sport	ADRV Cases
<b>ALGERIA</b>	<b>1</b>
Athletics	1
<b>AUSTRALIA</b>	<b>11</b>
Aquatics	1
Athletics	1
Cycling	1
Motorcycle Racing	1
Powerlifting	2
Rugby League	3
Triathlon	2
<b>AUSTRIA</b>	<b>15</b>
Athletics	1
Cycling	3
Football	4
Kickboxing	1
Rugby Union	1
Ski Mountaineering	1
Skiing	3
Triathlon	1
<b>AZERBAIJAN</b>	<b>2</b>
Cycling	1
Weightlifting	1
<b>BELARUS</b>	<b>3</b>
Powerlifting	2
Sambo	1
<b>BELGIUM</b>	<b>12</b>
Bodybuilding	10
Cycling	1
Golf	1
<b>BRAZIL</b>	<b>8</b>
Athletics	1
Bodybuilding	1
Cycling	2
Mixed Martial Arts	1
Triathlon	3
<b>CHINA</b>	<b>5</b>
Aquatics	1
Athletics	1
Badminton	1
Cycling	1
Rowing	1
<b>COLOMBIA</b>	<b>2</b>
Cycling	2
<b>CROATIA</b>	<b>4</b>
Bodybuilding	2
Cycling	1
Ice Hockey	1
<b>CZECH REPUBLIC</b>	<b>10</b>
Baseball	1
Bodybuilding	9

Athlete Nationality-Sport	ADRV Cases
<b>DENMARK</b>	<b>2</b>
Boxing	1
Powerlifting	1
<b>FRANCE</b>	<b>22</b>
Athletics	2
Bodybuilding	8
Boxing	1
Cycling	2
Fencing	1
Kickboxing	1
Powerlifting	5
Rugby League	1
Rugby Union	1
<b>GERMANY</b>	<b>8</b>
Aquatics	2
Cycling	1
Ice Hockey	1
Lifesaving	1
Ski Mountaineering	2
Volleyball	1
<b>GREECE</b>	<b>3</b>
Athletics	3
<b>GRENADA</b>	<b>1</b>
Athletics	1
<b>ICELAND</b>	<b>1</b>
Weightlifting	1
<b>INDIA</b>	<b>3</b>
Athletics	1
Powerlifting	1
Wrestling	1
<b>IRELAND</b>	<b>1</b>
Football	1
<b>ITALY</b>	<b>53</b>
Aquatics	1
Athletics	2
Bodybuilding	19
Boxing	4
Canoe/Kayak	1
Cycling	12
Football	1
Football 7-a-Side	1
Powerlifting	2
Rowing	3
Rugby League	1
Rugby Union	1
Squash	1
Triathlon	1
Underwater Sports	1
Weightlifting	1
Wushu	1

\* As indicated in the decisions received by WADA.

Table 2 - Non-Analytical ADRV Cases Committed by Athletes by Nationality\* and Sport (continued)

Athlete Nationality-Sport	ADRV Cases
<b>KAZAKHSTAN</b>	<b>11</b>
Biathlon	9
Cycling	1
Weightlifting	1
<b>KENYA</b>	<b>8</b>
Athletics	8
<b>KOREA - REPUBLIC OF</b>	<b>2</b>
Baseball	1
Bodybuilding	1
<b>LATVIA</b>	<b>4</b>
Powerlifting	2
Rugby League	1
Sambo	1
<b>LITHUANIA</b>	<b>3</b>
Aquatics	1
Bodybuilding	2
<b>MEXICO</b>	<b>2</b>
Athletics	1
Weightlifting	1
<b>MOLDOVA - REPUBLIC OF</b>	<b>2</b>
Weightlifting	2
<b>NETHERLANDS</b>	<b>2</b>
Powerlifting	1
Skating	1
<b>NEW ZEALAND</b>	<b>10</b>
Rugby League	1
Rugby Union	8
Surfing	1
<b>NORWAY</b>	<b>2</b>
American Football	1
Powerlifting	1
<b>POLAND</b>	<b>9</b>
Bodybuilding	2
Football	6
Rowing	1
<b>PORTUGAL</b>	<b>1</b>
Wrestling	1
<b>QATAR</b>	<b>1</b>
Handball	1
<b>RUSSIAN FEDERATION</b>	<b>68</b>
Aquatics	2
Athletics	17
Biathlon	6
Bobsleigh	2
Boxing	4
Canoe/Kayak	3
Gymnastics	4
Jiu-Jitsu	1
Mixed Martial Arts	1
Para-Cross Country Skiing	1
Powerlifting	5
Roller Sports	2
Rowing	2
Shooting	1

Athlete Nationality-Sport	ADRV Cases
Skiing	4
Volleyball	1
Weightlifting	10
Wrestling	2
<b>SCOTLAND</b>	<b>1</b>
Rugby Union	1
<b>SLOVENIA</b>	<b>2</b>
Cycling	2
<b>SOUTH AFRICA</b>	<b>1</b>
Athletics	1
<b>SPAIN</b>	<b>7</b>
Cycling	6
Weightlifting	1
<b>SWEDEN</b>	<b>1</b>
Athletics	1
<b>SWITZERLAND</b>	<b>3</b>
Cycling	1
Football	2
<b>TURKEY</b>	<b>3</b>
Aquatics	1
Athletics	1
Bodybuilding	1
<b>UKRAINE</b>	<b>3</b>
Athletics	3
<b>UNITED KINGDOM</b>	<b>19</b>
Athletics	3
Automobile Sports	1
Boxing	1
Cycling	1
Football	2
Rowing	3
Rugby League	1
Rugby Union	3
Weightlifting	3
Wrestling	1
<b>UNITED STATES</b>	<b>17</b>
Aquatics	2
Athletics	5
Bobsleigh	1
Boxing	1
Goalball	1
Gymnastics	1
Tennis	2
Triathlon	2
Weightlifting	2
<b>UZBEKISTAN</b>	<b>1</b>
Boxing	1
<b>VENEZUELA</b>	<b>1</b>
Cycling	1
<b>Grand Total</b>	<b>351</b>

\* As indicated in the decisions received by WADA.

**Table 3 - Non-Analytical ADRV Cases Committed by Athlete Support Personnel by Nationality\***

<b>Nationality</b>	<b>Athlete Support Personnel</b>
BELARUS	1
BRAZIL	4
CHINA	2
FRANCE	1
ITALY	1
KAZAKHSTAN	2
LATVIA	1
RUSSIAN FEDERATION	6
SAUDI ARABIA	1
SCOTLAND	1
SOUTH AFRICA	1
UNITED KINGDOM	2
UNITED STATES	3
<b>Grand Total</b>	<b>26</b>

\* As indicated in the decisions received by WADA.

**Table 4 - Non-Analytical ADRVs by Type of Violation - Athletes and Athlete Support Personnel (ASP)**

Type of Violations according to Code Articles*	Occurences**	
	Athletes	ASP
Article 2.2 - Use or attempted use***	178	1
Article 2.3 - Refusing, failing without compelling justification or evading	106	N/A
Article 2.4 - Whereabouts violations****	23	N/A
Article 2.5 - Tampering or attempted tampering	22	7
Article 2.6 - Possession	94	3
Article 2.7 - Trafficking or attempted trafficking	14	3
Article 2.8 - Administration, attempted administration or assisting, encouraging, aiding, abetting, covering up, etc.	10	13
Article 2.9 - Complicity	11	12
Article 2.10 - Prohibited Association	8	N/A
<b>Grand Total</b>	<b>466</b>	<b>39</b>

\* The following decisions were rendered in 2019 but were not included in this table:

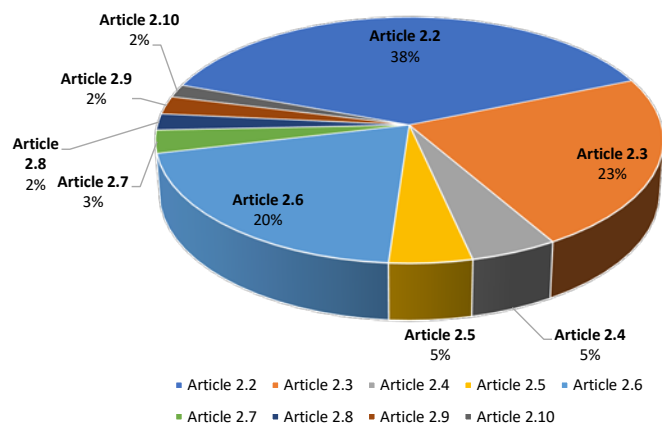
**31 cases** in relation to Articles 10.12.1 and 10.12.3 of the 2015 World Anti-Doping Code - Violation of the prohibition against participation during ineligibility.

\*\* Cases that are classified under multiple Code article violations are calculated as single occurrences for each type of violation. Therefore, the number of total occurrences is larger than that of non-analytical ADRV cases listed in Table 1, Table 2 and Table 3 of this section.

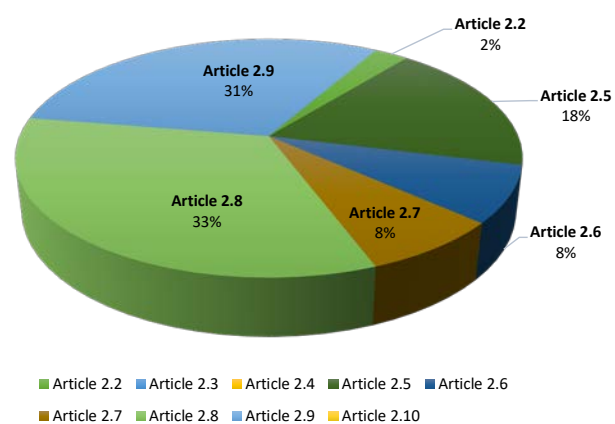
\*\*\* Including **14 ADRVs** that were a direct result of Athlete Biological Passport (ABPs).

\*\*\*\* **23 missed tests and/or filing failures** (which includes a combination of three missed test and/or filling failures) within 12 months in line with Article 2.4 of the 2015 World-Anti Doping Code.

**Type of Violations Committed by Athletes**



**Type of Violations Committed by ASP**





## Section 4

# **Report of 2019 Total Analytical<sup>1</sup> and Non-Analytical<sup>2</sup> ADRVs**

This Report is compiled based on decisions received by WADA before 31 January 2021.

---

<sup>1</sup> The Analytical ADRVs in this Report refer to violations of World Anti-Doping Code (Code) Article 2.1 (Presence of a Prohibited Substance or its metabolites or markers in an athlete's sample) as the results of AAFs (otherwise known as positive results) related to a urine and/or blood sample collected from an athlete in 2019, analyzed by WADA-accredited Laboratories and reported in ADAMS.

<sup>2</sup> The Non-Analytical ADRVs in this Report refer to ADRVs related to Code Article 2 other than Presence of a Prohibited Substance and based on decisions rendered in 2019 and received by WADA.



**Table 1 - Total ADRVs\* from Athletes\*\* by Sport Category**

Ranking by Total ADRVs	Sport Category	Urine				Blood			Total	Total	Total
		Out-of-Competition		In-Competition		Out-of-Competition		In-Competition	Analytical	Non-Analytical	ADRVs
		M	F	M	F	M	F	M***	ADRVs	ADRVs	ADRVs
1	<b>ASOIF</b>	135	43	508	175	3	2	3	869	212	1,081
2	<b>AIMS</b>	79	10	200	54	1	-	-	344	78	422
3	<b>ARISF</b>	18	4	93	20	-	-	-	135	17	152
4	<b>Other****</b>	3	1	37	16	-	-	-	57	3	60
5	<b>AIOWF</b>	4	3	17	2	-	-	-	26	28	54
6	<b>IPC</b>	10	3	25	9	-	-	-	47	1	48
7	<b>Other Code Signatories</b>	12	2	20	3	1	-	-	38	10	48
8	<b>Sports for Athletes with an Impairment</b>	4	2	12	3	-	-	-	21	2	23
	<b>Grand Total</b>	<b>265</b>	<b>68</b>	<b>912</b>	<b>282</b>	<b>5</b>	<b>2</b>	<b>3</b>	<b>1,537</b>	<b>351</b>	<b>1,888</b>

\*Based on each AAF or violation, which may not be the same as the number of decisions rendered. A decision may refer to multiple AAFs or non-analytical violations from the same athlete.

\*\* The 16 non-analytical ADRVs from Athlete Support Personnel are not included in the tables of this section.

\*\*\* No ADRV from female athletes following in-competition and out-of-competition blood collection.

\*\*\*\* Sports associated with organizations that are not included in the categories explicitly listed in this table and whom are not Code Signatories.

**Table 2 - Total ADRVs from Athletes - ASOIF Sports by Nationality\***

Ranking by Total ADRVs	Sport - Nationality	Urine				Blood			Total	Total	Total
		Out-of-Competition		In-Competition		Out-of-Competition		In-Competition	Analytical	Non-Analytical	ADRVs
		M	F	M	F	M	F	M	ADRVs	ADRVs	ADRVs
<b>7</b>	<b>Aquatics</b>	<b>9</b>	<b>4</b>	<b>21</b>	<b>5</b>	<b>-</b>	<b>-</b>	<b>-</b>	<b>39</b>	<b>11</b>	<b>50</b>
	AUSTRALIA	-	1	-	-	-	-	-	1	1	2
	BRAZIL	1	1	1	-	-	-	-	3	-	3
	CHINA	-	-	-	-	-	-	-	-	1	1
	COLOMBIA	-	-	1	-	-	-	-	1	-	1
	CROATIA	-	-	1	-	-	-	-	1	-	1
	DENMARK	-	-	1	-	-	-	-	1	-	1
	EGYPT	-	-	3	1	-	-	-	4	-	4
	GERMANY	-	-	-	-	-	-	-	-	2	2
	INDIA	-	-	3	-	-	-	-	3	-	3
	IRAN - ISLAMIC REPUBLIC OF	-	-	2	-	-	-	-	2	-	2
	IRELAND	1	-	-	-	-	-	-	1	-	1
	ITALY	-	-	1	-	-	-	-	1	1	2
	JAPAN	-	-	1	-	-	-	-	1	-	1
	KENYA	-	-	1	-	-	-	-	1	-	1
	KOREA - REPUBLIC OF	-	-	-	2	-	-	-	2	-	2
	LITHUANIA	-	-	-	-	-	-	-	-	1	1
	PERU	5	-	1	-	-	-	-	6	-	6
	POLAND	-	-	1	-	-	-	-	1	-	1
	RUSSIAN FEDERATION	-	-	1	1	-	-	-	2	2	4
	SLOVAKIA	-	-	1	-	-	-	-	1	-	1
	SOUTH AFRICA	1	-	-	-	-	-	-	1	-	1
	TURKEY	-	1	-	-	-	-	-	1	1	2
	UNITED STATES	-	-	-	-	-	-	-	-	2	2
	UKRAINE	-	1	2	-	-	-	-	3	-	3
	URUGUAY	1	-	-	-	-	-	-	1	-	1
	UZBEKISTAN	-	-	-	1	-	-	-	1	-	1
<b>23</b>	<b>Archery</b>	<b>-</b>	<b>-</b>	<b>2</b>	<b>1</b>	<b>-</b>	<b>-</b>	<b>-</b>	<b>3</b>	<b>-</b>	<b>3</b>
	FRANCE	-	-	1	-	-	-	-	1	-	1
	INDIA	-	-	1	1	-	-	-	2	-	2
<b>1</b>	<b>Athletics</b>	<b>19</b>	<b>18</b>	<b>85</b>	<b>50</b>	<b>-</b>	<b>-</b>	<b>1</b>	<b>173</b>	<b>54</b>	<b>227</b>
	ALGERIA	1	-	-	-	-	-	-	1	1	2
	AUSTRALIA	-	-	-	-	-	-	-	-	1	1
	AUSTRIA	-	-	1	-	-	-	-	1	1	2
	BAHRAIN	-	1	-	-	-	-	-	1	-	1
	BELARUS	-	1	1	-	-	-	-	2	-	2
	BRAZIL	1	-	-	2	-	-	-	3	1	4
	CANADA	-	-	2	-	-	-	-	2	-	2
	CHILE	-	-	-	1	-	-	-	1	-	1
	CHINA	-	2	-	2	-	-	-	4	1	5
	CHINESE TAIPEI	-	-	-	1	-	-	-	1	-	1
	COLOMBIA	-	1	1	-	-	-	-	2	-	2
	CROATIA	-	-	2	-	-	-	-	2	-	2

\* As indicated in the decisions received by WADA.

**Table 2 - Total ADRVs from Athletes - ASOIF Sports by Nationality\* (continued)**

Ranking by Total ADRVs	Sport - Nationality	Urine				Blood		Total Analytical ADRVs	Total Non-Analytical ADRVs	Total ADRVs	
		Out-of-Competition		In-Competition		Out-of-Competition	In-Competition				
		M	F	M	F	M	F				
	EGYPT	1	-	2	2	-	-	-	5	-	5
	ERITREA	1	-	-	-	-	-	-	1	-	1
	ESWATINI	1	-	-	-	-	-	-	1	-	1
	ETHIOPIA	-	-	2	1	-	-	-	3	-	3
	FRANCE	-	-	2	-	-	-	-	2	2	4
	GERMANY	-	-	3	1	-	-	-	4	-	4
	GREECE	1	-	-	-	-	-	-	1	3	4
	GRENADA	-	-	-	-	-	-	-	-	1	1
	HUNGARY	-	-	2	-	-	-	-	2	-	2
	INDIA	1	2	8	8	-	-	-	19	1	20
	IRAN - ISLAMIC REPUBLIC OF	-	-	2	3	-	-	-	5	-	5
	IRAQ	-	-	1	-	-	-	-	1	-	1
	ISRAEL	-	-	-	1	-	-	-	1	-	1
	ITALY	-	-	3	2	-	-	-	5	2	7
	JAMAICA	-	-	-	1	-	-	-	1	-	1
	KAZAKHSTAN	1	-	1	-	-	-	-	2	-	2
	KENYA	1	1	13	6	-	-	-	21	8	29
	KOREA - REPUBLIC OF	-	-	1	2	-	-	-	3	-	3
	LATVIA	1	-	1	-	-	-	-	2	-	2
	LESOTHO	-	-	2	-	-	-	-	2	-	2
	MEXICO	-	-	-	1	-	-	-	1	1	2
	MOROCCO	3	1	7	-	-	-	1	12	-	12
	NIGERIA	1	2	1	2	-	-	-	6	-	6
	PARAGUAY	1	-	-	-	-	-	-	1	-	1
	PERU	-	-	2	-	-	-	-	2	-	2
	POLAND	-	-	1	-	-	-	-	1	-	1
	PORTUGAL	-	-	1	-	-	-	-	1	-	1
	ROMANIA	-	-	1	1	-	-	-	2	-	2
	RUSSIAN FEDERATION	2	2	6	8	-	-	-	18	17	35
	SERBIA	-	-	1	-	-	-	-	1	-	1
	SOUTH AFRICA	-	-	2	2	-	-	-	4	1	5
	SPAIN	-	-	4	2	-	-	-	6	-	6
	SRI LANKA	-	-	2	-	-	-	-	2	-	2
	SWEDEN	1	1	-	-	-	-	-	2	1	3
	TURKEY	-	-	1	-	-	-	-	1	1	2
	UGANDA	-	-	2	-	-	-	-	2	-	2
	UKRAINE	1	2	-	1	-	-	-	4	3	7
	UNITED KINGDOM	-	-	1	-	-	-	-	1	3	4
	UNITED STATES	-	-	2	-	-	-	-	2	5	7
	UZBEKISTAN	-	2	-	-	-	-	-	2	-	2
	ZIMBABWE	-	-	1	-	-	-	-	1	-	1
<b>21</b>	<b>Badminton</b>	<b>1</b>	<b>-</b>	<b>1</b>	<b>2</b>	<b>-</b>	<b>-</b>	<b>-</b>	<b>4</b>	<b>1</b>	<b>5</b>
	CHINA	-	-	-	1	-	-	-	1	1	2
	INDIA	1	-	-	-	-	-	-	1	-	1
	MAURITIUS	-	-	-	1	-	-	-	1	-	1
	NIGERIA	-	-	1	-	-	-	-	1	-	1
<b>10</b>	<b>Basketball</b>	<b>3</b>	<b>-</b>	<b>19</b>	<b>3</b>	<b>-</b>	<b>-</b>	<b>-</b>	<b>25</b>	<b>-</b>	<b>25</b>
	AUSTRIA	-	-	1	-	-	-	-	1	-	1
	BELGIUM	-	-	1	-	-	-	-	1	-	1
	BRAZIL	1	-	1	-	-	-	-	2	-	2
	CHINA	-	-	-	-	-	-	-	-	-	-
	COLOMBIA	-	-	-	1	-	-	-	1	-	1
	DENMARK	-	-	1	-	-	-	-	1	-	1
	FINLAND	-	-	-	1	-	-	-	1	-	1
	FRANCE	-	-	1	1	-	-	-	2	-	2
	GREECE	-	-	2	-	-	-	-	2	-	2
	INDIA	1	-	1	-	-	-	-	2	-	2
	ITALY	-	-	1	-	-	-	-	1	-	1
	LEBANON	-	-	1	-	-	-	-	1	-	1
	PARAGUAY	-	-	1	-	-	-	-	1	-	1
	POLAND	-	-	1	-	-	-	-	1	-	1
	RUSSIAN FEDERATION	-	-	1	-	-	-	-	1	-	1
	SWEDEN	-	-	1	-	-	-	-	1	-	1
	UKRAINE	1	-	1	-	-	-	-	2	-	2
	UNITED KINGDOM	-	-	3	-	-	-	-	3	-	3
	UNITED STATES	-	-	1	-	-	-	-	1	-	1

\* As indicated in the decisions received by WADA.

**Table 2 - Total ADRVs from Athletes - ASOIF Sports by Nationality\* (continued)**

Ranking	by Total	Sport - Nationality	Urine				Blood		Total Analytical ADRVs	Total Non-Analytical ADRVs	Total ADRVs	
			Out-of-Competition		In-Competition		Out-of-Competition	In-Competition				
			M	F	M	F	M	F				
<b>8</b>	<b>Boxing</b>		<b>6</b>	<b>-</b>	<b>17</b>	<b>2</b>	<b>-</b>	<b>-</b>	<b>-</b>	<b>25</b>	<b>13</b>	<b>38</b>
	AZERBAIJAN	-	-	2	-	-	-	-	-	2	-	2
	BELARUS	-	-	1	-	-	-	-	-	1	-	1
	CANADA	1	-	-	-	-	-	-	-	1	-	1
	CHINESE TAIPEI	-	-	1	-	-	-	-	-	1	-	1
	COLOMBIA	1	-	-	-	-	-	-	-	1	-	1
	CROATIA	-	-	1	-	-	-	-	-	1	-	1
	CZECH REPUBLIC	1	-	-	-	-	-	-	-	1	-	1
	DENMARK	-	-	1	-	-	-	-	-	1	1	2
	FINLAND	-	-	1	-	-	-	-	-	1	-	1
	FRANCE	-	-	-	-	-	-	-	-	-	1	1
	GERMANY	-	-	1	-	-	-	-	-	1	-	1
	INDIA	-	-	3	1	-	-	-	-	4	-	4
	ITALY	-	-	1	-	-	-	-	-	1	4	5
	PORTUGAL	-	-	1	-	-	-	-	-	1	-	1
	ROMANIA	-	-	-	1	-	-	-	-	1	-	1
	RUSSIAN FEDERATION	1	-	-	-	-	-	-	-	1	4	5
	SERBIA	-	-	2	-	-	-	-	-	2	-	2
	SLOVAKIA	-	-	2	-	-	-	-	-	2	-	2
	SWEDEN	1	-	-	-	-	-	-	-	1	-	1
	UNITED KINGDOM	-	-	-	-	-	-	-	-	-	1	1
	UNITED STATES	-	-	-	-	-	-	-	-	-	1	1
	UZBEKISTAN	1	-	-	-	-	-	-	-	1	1	2
<b>12</b>	<b>Canoe/Kayak</b>		<b>8</b>	<b>3</b>	<b>3</b>	<b>2</b>	<b>-</b>	<b>-</b>	<b>-</b>	<b>16</b>	<b>4</b>	<b>20</b>
	BRAZIL	-	-	-	1	-	-	-	-	1	-	1
	ECUADOR	1	-	-	-	-	-	-	-	1	-	1
	HUNGARY	-	1	-	-	-	-	-	-	1	-	1
	IRAN - ISLAMIC REPUBLIC OF	1	-	-	-	-	-	-	-	1	-	1
	ITALY	-	-	-	-	-	-	-	-	-	1	1
	KAZAKHSTAN	-	1	-	-	-	-	-	-	1	-	1
	KOREA - REPUBLIC OF	1	-	1	-	-	-	-	-	2	-	2
	NEW ZEALAND	-	-	1	-	-	-	-	-	1	-	1
	POLAND	2	-	-	-	-	-	-	-	2	-	2
	RUSSIAN FEDERATION	2	1	-	-	-	-	-	-	3	3	6
	SPAIN	-	-	-	1	-	-	-	-	1	-	1
	UKRAINE	1	-	1	-	-	-	-	-	2	-	2
<b>2</b>	<b>Cycling</b>		<b>16</b>	<b>1</b>	<b>93</b>	<b>25</b>	<b>2</b>	<b>-</b>	<b>2</b>	<b>139</b>	<b>39</b>	<b>178</b>
	ARGENTINA	-	-	8	2	-	-	-	-	10	-	10
	AUSTRALIA	-	-	2	1	-	-	-	-	3	1	4
	AUSTRIA	-	-	1	-	-	-	-	-	1	3	4
	AZERBAIJAN	-	-	-	-	-	-	-	-	-	1	1
	BELGIUM	-	-	3	-	-	-	-	-	3	1	4
	BELIZE	-	-	1	-	-	-	-	-	1	-	1
	BRAZIL	-	-	6	5	-	-	-	-	11	2	13
	CHILE	-	-	-	1	-	-	-	-	1	-	1
	CHINA	3	-	5	-	1	-	-	-	9	1	10
	COLOMBIA	2	-	-	-	-	-	-	-	2	2	4
	CROATIA	-	-	-	-	-	-	-	-	-	1	1
	FRANCE	-	-	3	-	-	-	-	-	3	2	5
	GERMANY	-	-	2	-	-	-	-	-	2	1	3
	HUNGARY	-	1	3	1	-	-	-	-	5	-	5
	IRAN - ISLAMIC REPUBLIC OF	-	-	8	-	-	-	-	-	8	-	8
	IRELAND	-	-	1	-	-	-	-	-	1	-	1
	ITALY	3	-	19	3	1	-	1	-	27	12	39
	KAZAKHSTAN	1	-	1	-	-	-	-	-	2	1	3
	MEXICO	-	-	1	1	-	-	-	-	2	-	2
	NETHERLANDS	-	-	1	2	-	-	-	-	3	-	3
	NORWAY	1	-	-	-	-	-	-	-	1	-	1
	PANAMA	-	-	1	-	-	-	-	-	1	-	1
	PERU	-	-	4	-	-	-	-	-	4	-	4
	PORTUGAL	-	-	4	3	-	-	-	-	7	-	7
	RUSSIAN FEDERATION	-	-	3	2	-	-	-	-	5	-	5
	SLOVENIA	-	-	-	-	-	-	-	-	-	2	2
	SPAIN	2	-	7	-	-	-	-	-	9	6	15
	SRI LANKA	-	-	2	-	-	-	-	-	2	-	2
	SWITZERLAND	1	-	-	-	-	-	-	-	1	1	2
	UKRAINE	1	-	1	2	-	-	-	-	4	-	4

\* As indicated in the decisions received by WADA.

**Table 2 - Total ADRVs from Athletes - ASOIF Sports by Nationality\* (continued)**

Ranking by Total ADRVs	Sport - Nationality	Urine				Blood		Total		Total ADRVs
		Out-of-Competition		In-Competition		Out-of-Competition	In-Competition	Analytical	Non-Analytical	
		M	F	M	F	M	F	M		
	UNITED KINGDOM	-	-	-	-	-	-	-	1	1
	UNITED STATES	1	-	2	1	-	-	4	-	4
	URUGUAY	-	-	2	1	-	-	3	-	3
	VENEZUELA	1	-	2	-	-	-	4	1	5
<b>22</b>	<b>Equestrian</b>	-	-	<b>2</b>	<b>2</b>	-	-	<b>4</b>	-	<b>4</b>
	CHILE	-	-	1	-	-	-	1	-	1
	CZECH REPUBLIC	-	-	-	2	-	-	2	-	2
	FRANCE	-	-	1	-	-	-	1	-	1
<b>20</b>	<b>Fencing</b>	-	-	<b>1</b>	<b>5</b>	-	-	<b>6</b>	<b>1</b>	<b>7</b>
	CHINA	-	-	-	3	-	-	3	-	3
	COLOMBIA	-	-	-	1	-	-	1	-	1
	FRANCE	-	-	-	-	-	-	-	1	1
	KOREA - REPUBLIC OF	-	-	-	1	-	-	1	-	1
	POLAND	-	-	1	-	-	-	1	-	1
<b>25</b>	<b>Field Hockey</b>	-	-	<b>2</b>	-	-	-	<b>2</b>	-	<b>2</b>
	ITALY	-	-	1	-	-	-	1	-	1
	POLAND	-	-	1	-	-	-	1	-	1
<b>4</b>	<b>Football</b>	<b>2</b>	<b>1</b>	<b>60</b>	<b>4</b>	-	-	<b>67</b>	<b>16</b>	<b>83</b>
	ARGENTINA	-	-	1	-	-	-	1	-	1
	AUSTRALIA	-	-	1	-	-	-	1	-	1
	AUSTRIA	-	-	-	-	-	-	-	4	4
	BELARUS	1	-	-	-	-	-	1	-	1
	BELGIUM	-	-	1	-	-	-	1	-	1
	BRAZIL	-	-	10	3	-	-	13	-	13
	BULGARIA	-	-	1	-	-	-	1	-	1
	CHILE	-	-	1	-	-	-	1	-	1
	CHINA	-	1	-	-	-	-	1	-	1
	COSTA RICA	-	-	1	-	-	-	1	-	1
	FRANCE	1	-	-	-	-	-	1	-	1
	GEORGIA	-	-	1	-	-	-	1	-	1
	GUATEMALA	-	-	2	-	-	-	2	-	2
	INDIA	-	-	1	-	-	-	1	-	1
	IRAN - ISLAMIC REPUBLIC OF	-	-	8	-	-	-	8	-	8
	IRELAND	-	-	-	-	-	-	-	1	1
	ITALY	-	-	2	-	-	-	2	1	3
	KAZAKHSTAN	-	-	1	-	-	-	1	-	1
	MALTA	-	-	1	-	-	-	1	-	1
	MEXICO	-	-	1	-	-	-	1	-	1
	MOROCCO	-	-	1	-	-	-	1	-	1
	NORWAY	-	-	1	-	-	-	1	-	1
	PANAMA	-	-	2	-	-	-	2	-	2
	PARAGUAY	-	-	4	-	-	-	4	-	4
	PERU	-	-	1	-	-	-	1	-	1
	POLAND	-	-	2	-	-	-	2	6	8
	RUSSIAN FEDERATION	-	-	1	1	-	-	2	-	2
	SAUDI ARABIA	-	-	4	-	-	-	4	-	4
	SCOTLAND	-	-	1	-	-	-	1	-	1
	SLOVENIA	-	-	1	-	-	-	1	-	1
	SWITZERLAND	-	-	-	-	-	-	-	2	2
	TURKEY	-	-	1	-	-	-	1	-	1
	TURKMENISTAN	-	-	1	-	-	-	1	-	1
	UKRAINE	-	-	1	-	-	-	1	-	1
	UNITED ARAB EMIRATES	-	-	1	-	-	-	1	-	1
	UNITED KINGDOM	-	-	3	-	-	-	3	2	5
	URUGUAY	-	-	1	-	-	-	1	-	1
	UZBEKISTAN	-	-	1	-	-	-	1	-	1
<b>24</b>	<b>Golf</b>	-	-	<b>2</b>	-	-	-	<b>2</b>	<b>1</b>	<b>3</b>
	BELGIUM	-	-	-	-	-	-	-	1	1
	CZECH REPUBLIC	-	-	1	-	-	-	1	-	1
	ITALY	-	-	1	-	-	-	1	-	1
<b>18</b>	<b>Gymnastics</b>	<b>1</b>	<b>1</b>	<b>1</b>	<b>2</b>	-	-	<b>5</b>	<b>5</b>	<b>10</b>
	BRAZIL	-	-	-	2	-	-	2	-	2
	KAZAKHSTAN	1	-	-	-	-	-	1	-	1
	NEW ZEALAND	-	-	1	-	-	-	1	-	1
	RUSSIAN FEDERATION	-	-	-	-	-	-	-	4	4
	UKRAINE	-	1	-	-	-	-	1	-	1
	UNITED STATES	-	-	-	-	-	-	-	1	1

\* As indicated in the decisions received by WADA.

**Table 2 - Total ADRVs from Athletes - ASOIF Sports by Nationality\* (continued)**

Ranking by Total ADRVs	Sport - Nationality	Urine				Blood		Total Analytical ADRVs	Total Non-Analytical ADRVs	Total ADRVs	
		Out-of-Competition		In-Competition		Out-of-Competition	In-Competition				
		M	F	M	F	M	F				
<b>16</b>	<b>Handball</b>	-	-	<b>9</b>	<b>1</b>	-	-	-	<b>10</b>	<b>1</b>	<b>11</b>
	AUSTRALIA	-	-	-	1	-	-	-	1	-	1
	BULGARIA	-	-	1	-	-	-	-	1	-	1
	CROATIA	-	-	1	-	-	-	-	1	-	1
	CYPRUS	-	-	1	-	-	-	-	1	-	1
	IRAN - ISLAMIC REPUBLIC OF	-	-	3	-	-	-	-	3	-	3
	QATAR	-	-	-	-	-	-	-	-	1	1
	SLOVAKIA	-	-	1	-	-	-	-	1	-	1
	SPAIN	-	-	1	-	-	-	-	1	-	1
	SWEDEN	-	-	1	-	-	-	-	1	-	1
<b>9</b>	<b>Judo</b>	<b>5</b>	<b>1</b>	<b>16</b>	<b>10</b>	-	-	-	<b>32</b>	-	<b>32</b>
	AZERBAIJAN	-	-	-	2	-	-	-	2	-	2
	BELGIUM	-	-	-	1	-	-	-	1	-	1
	BRAZIL	-	-	-	1	-	-	-	1	-	1
	CHILE	-	-	1	-	-	-	-	1	-	1
	EGYPT	1	-	-	-	-	-	-	1	-	1
	HONG KONG	-	-	1	-	-	-	-	1	-	1
	HUNGARY	-	-	-	1	-	-	-	1	-	1
	INDIA	-	-	3	1	-	-	-	4	-	4
	KAZAKHSTAN	-	-	1	1	-	-	-	2	-	2
	KOREA - DEMOCRATIC PEOPLE'S REPUBLIC OF	-	-	-	1	-	-	-	1	-	1
	LATVIA	-	-	1	-	-	-	-	1	-	1
	LIBYA, STATE OF	1	-	-	-	-	-	-	1	-	1
	LITHUANIA	-	-	1	-	-	-	-	1	-	1
	MOLDOVA - REPUBLIC OF	1	-	-	-	-	-	-	1	-	1
	POLAND	1	-	2	-	-	-	-	3	-	3
	RUSSIAN FEDERATION	-	1	2	2	-	-	-	5	-	5
	SAUDI ARABIA	-	-	1	-	-	-	-	1	-	1
	TAJKISTAN	-	-	1	-	-	-	-	1	-	1
	UKRAINE	1	-	-	-	-	-	-	1	-	1
	YEMEN	-	-	2	-	-	-	-	2	-	2
<b>11</b>	<b>Rowing</b>	<b>5</b>	-	<b>6</b>	<b>4</b>	-	-	-	<b>15</b>	<b>10</b>	<b>25</b>
	CHINA	1	-	-	-	-	-	-	1	1	2
	IRAN - ISLAMIC REPUBLIC OF	1	-	-	-	-	-	-	1	-	1
	ITALY	-	-	1	1	-	-	-	2	3	5
	JAPAN	-	-	1	-	-	-	-	1	-	1
	POLAND	2	-	-	-	-	-	-	2	1	3
	PORTUGAL	-	-	-	2	-	-	-	2	-	2
	RUSSIAN FEDERATION	-	-	-	-	-	-	-	-	2	2
	SPAIN	1	-	-	-	-	-	-	1	-	1
	SWEDEN	-	-	1	-	-	-	-	1	-	1
	UKRAINE	-	-	3	1	-	-	-	4	-	4
	UNITED KINGDOM	-	-	-	-	-	-	-	-	3	3
<b>5</b>	<b>Rugby Union</b>	<b>22</b>	-	<b>35</b>	-	-	-	-	<b>57</b>	<b>15</b>	<b>72</b>
	ARGENTINA	2	-	1	-	-	-	-	3	-	3
	AUSTRALIA	1	-	-	-	-	-	-	1	-	1
	AUSTRIA	-	-	-	-	-	-	-	-	1	1
	BRAZIL	1	-	-	-	-	-	-	1	-	1
	CAYMAN ISLANDS	-	-	1	-	-	-	-	1	-	1
	FRANCE	-	-	6	-	-	-	-	6	1	7
	ITALY	-	-	-	-	-	-	-	-	1	1
	LITHUANIA	-	-	1	-	-	-	-	1	-	1
	NETHERLANDS	-	-	1	-	-	-	-	1	-	1
	NEW ZEALAND	1	-	-	-	-	-	-	1	8	9
	PARAGUAY	-	-	2	-	-	-	-	2	-	2
	POLAND	1	-	4	-	-	-	-	5	-	5
	ROMANIA	1	-	-	-	-	-	-	1	-	1
	RUSSIAN FEDERATION	1	-	-	-	-	-	-	1	-	1
	SCOTLAND	-	-	-	-	-	-	-	-	1	1
	SOUTH AFRICA	8	-	7	-	-	-	-	15	-	15
	SWEDEN	-	-	5	-	-	-	-	5	-	5
	UNITED KINGDOM	5	-	5	-	-	-	-	10	3	13
	UNITED STATES	1	-	-	-	-	-	-	1	-	1
	VENEZUELA	-	-	1	-	-	-	-	1	-	1
	ZIMBABWE	-	-	1	-	-	-	-	1	-	1
<b>26</b>	<b>Sailing</b>	<b>1</b>	-	-	-	-	-	-	<b>1</b>	-	<b>1</b>
	BRAZIL	1	-	-	-	-	-	-	1	-	1

\*As indicated in the decisions received by WADA.

**Table 2 - Total ADRVs from Athletes - ASOIF Sports by Nationality\* (continued)**

Ranking	by Total	Sport - Nationality	Urine				Blood		Total Analytical ADRVs	Total Non-Analytical ADRVs	Total ADRVs	
			Out-of-Competition		In-Competition		Out-of-Competition	In-Competition				
			M	F	M	F	M	F				
<b>17</b>	<b>Shooting</b>		-	-	<b>4</b>	<b>6</b>	-	-	-	<b>10</b>	<b>1</b>	<b>11</b>
	AZERBAIJAN		-	-	-	1	-	-	-	1	-	1
	BULGARIA		-	-	1	-	-	-	-	1	-	1
	CANADA		-	-	-	1	-	-	-	1	-	1
	EGYPT		-	-	-	1	-	-	-	1	-	1
	INDIA		-	-	1	-	-	-	-	1	-	1
	IRAN - ISLAMIC REPUBLIC OF		-	-	1	2	-	-	-	3	-	3
	ITALY		-	-	1	-	-	-	-	1	-	1
	PORTUGAL		-	-	-	1	-	-	-	1	-	1
	RUSSIAN FEDERATION		-	-	-	-	-	-	-	-	1	1
<b>19</b>	<b>Taekwondo</b>		-	<b>2</b>	<b>3</b>	<b>4</b>	-	-	-	<b>9</b>	-	<b>9</b>
	AZERBAIJAN		-	-	1	1	-	-	-	2	-	2
	BRAZIL		-	-	1	-	-	-	-	1	-	1
	CHILE		-	-	-	1	-	-	-	1	-	1
	CHINA		-	-	-	1	-	-	-	1	-	1
	CHINESE TAIPEI		-	-	-	1	-	-	-	1	-	1
	RUSSIAN FEDERATION		-	-	1	-	-	-	-	1	-	1
	UNITED STATES		-	2	-	-	-	-	-	2	-	2
<b>14</b>	<b>Tennis</b>		<b>3</b>	-	<b>7</b>	<b>5</b>	-	-	-	<b>15</b>	<b>2</b>	<b>17</b>
	ARGENTINA		-	-	2	-	-	-	-	2	-	2
	BELGIUM		-	-	1	1	-	-	-	2	-	2
	BRAZIL		-	-	-	2	-	-	-	2	-	2
	CHILE		1	-	1	-	-	-	-	2	-	2
	INDIA		1	-	-	-	-	-	-	1	-	1
	KAZAKHSTAN		-	-	1	-	-	-	-	1	-	1
	PERU		-	-	1	-	-	-	-	1	-	1
	RUSSIAN FEDERATION		-	-	1	-	-	-	-	1	-	1
	SWITZERLAND		-	-	-	1	-	-	-	1	-	1
	UNITED STATES		1	-	-	1	-	-	-	2	2	4
<b>13</b>	<b>Triathlon</b>		-	-	<b>8</b>	<b>3</b>	-	-	-	<b>11</b>	<b>9</b>	<b>20</b>
	AUSTRALIA		-	-	-	1	-	-	-	1	2	3
	AUSTRIA		-	-	2	-	-	-	-	2	1	3
	BELGIUM		-	-	1	-	-	-	-	1	-	1
	BRAZIL		-	-	-	-	-	-	-	-	3	3
	CHILE		-	-	2	-	-	-	-	2	-	2
	ITALY		-	-	-	-	-	-	-	-	1	1
	PORTUGAL		-	-	1	-	-	-	-	1	-	1
	UNITED STATES		-	-	1	2	-	-	-	3	2	5
	UZBEKISTAN		-	-	1	-	-	-	-	1	-	1
<b>15</b>	<b>Volleyball</b>		<b>1</b>	-	<b>10</b>	<b>1</b>	-	-	-	<b>12</b>	<b>2</b>	<b>14</b>
	BRAZIL		-	-	1	1	-	-	-	2	-	2
	CAPE VERDE		-	-	1	-	-	-	-	1	-	1
	FINLAND		-	-	1	-	-	-	-	1	-	1
	GERMANY		-	-	-	-	-	-	-	-	1	1
	GUINEA-BISSAU		1	-	-	-	-	-	-	1	-	1
	INDIA		-	-	1	-	-	-	-	1	-	1
	IRAN - ISLAMIC REPUBLIC OF		-	-	3	-	-	-	-	3	-	3
	SAUDI ARABIA		-	-	2	-	-	-	-	2	-	2
	RUSSIAN FEDERATION		-	-	-	-	-	-	-	-	1	1
	UNITED STATES		-	-	1	-	-	-	-	1	-	1
<b>3</b>	<b>Weightlifting</b>		<b>22</b>	<b>11</b>	<b>67</b>	<b>34</b>	<b>1</b>	<b>2</b>	-	<b>137</b>	<b>22</b>	<b>159</b>
	AUSTRALIA		-	-	1	-	-	-	-	1	-	1
	AZERBAIJAN		1	1	3	-	-	-	-	5	1	6
	BELARUS		2	-	-	-	-	-	-	2	-	2
	BULGARIA		-	-	-	1	-	-	-	1	-	1
	CHILE		-	-	-	1	-	-	-	1	-	1
	CHINESE TAIPEI		1	-	2	-	-	-	-	3	-	3
	COLOMBIA		2	1	1	-	-	-	-	4	-	4
	CZECH REPUBLIC		-	-	1	-	-	-	-	1	-	1
	FRANCE		-	-	1	-	-	-	-	1	-	1
	GREECE		-	-	1	1	-	-	-	2	-	2
	HONDURAS		-	-	1	-	-	-	-	1	-	1
	HUNGARY		-	-	-	-	-	1	-	1	-	1
	ICELAND		-	-	-	-	-	-	-	-	1	1
	INDIA		1	-	14	10	-	-	-	25	-	25
	INDONESIA		-	-	-	1	-	-	-	1	-	1

\* As indicated in the decisions received by WADA.

**Table 2 - Total ADRVs from Athletes - ASOIF Sports by Nationality\* (continued)**

Ranking by Total ADRVs	Sport - Nationality	Urine				Blood			Total	Total	Total
		Out-of-Competition		In-Competition		Out-of-Competition		In-Competition	Analytical	Non-Analytical	ADRVs
		M	F	M	F	M	F	M	ADRVs	ADRVs	ADRVs
	IRAN - ISLAMIC REPUBLIC OF	7	-	8	1	-	-	-	16	-	16
	ITALY	-	-	2	-	-	-	-	2	1	3
	KAZAKHSTAN	1	1	5	2	-	-	-	9	1	10
	KOREA - REPUBLIC OF	1	-	2	-	-	-	-	3	-	3
	LATVIA	-	-	1	-	-	-	-	1	-	1
	MEXICO	-	-	-	1	-	-	-	1	1	2
	MOLDOVA - REPUBLIC OF	-	-	-	-	-	-	-	-	2	2
	MOROCCO	1	-	-	-	-	-	-	1	-	1
	NIGERIA	-	2	-	3	-	-	-	5	-	5
	NORWAY	-	-	1	-	-	-	-	1	-	1
	POLAND	-	-	2	-	-	-	-	2	-	2
	ROMANIA	-	-	1	-	-	-	-	1	-	1
	RUSSIAN FEDERATION	-	1	5	5	-	1	-	12	10	22
	SAUDI ARABIA	-	-	1	-	-	-	-	1	-	1
	SLOVAKIA	-	-	1	-	-	-	-	1	-	1
	SPAIN	-	-	-	1	-	-	-	1	1	2
	SUDAN	1	-	-	-	-	-	-	1	-	1
	SYRIAN ARAB REPUBLIC	-	-	-	1	-	-	-	1	-	1
	THAILAND	-	-	2	-	-	-	-	2	-	2
	UKRAINE	2	1	2	1	-	-	-	6	-	6
	UNITED KINGDOM	-	-	-	-	-	-	-	-	3	3
	UNITED STATES	1	3	9	5	-	-	-	18	1	19
	UZBEKISTAN	-	-	-	-	1	-	-	1	-	1
	VIET NAM	1	1	-	-	-	-	-	2	-	2
<b>6</b>	<b>Wrestling</b>	<b>11</b>	<b>1</b>	<b>34</b>	<b>4</b>	<b>-</b>	<b>-</b>	<b>-</b>	<b>50</b>	<b>5</b>	<b>55</b>
	ALGERIA	-	-	1	-	-	-	-	1	-	1
	AZERBAIJAN	1	-	2	-	-	-	-	3	-	3
	BELARUS	1	-	2	-	-	-	-	3	-	3
	BULGARIA	1	-	1	-	-	-	-	2	-	2
	CHINA	-	-	-	1	-	-	-	1	-	1
	EGYPT	-	1	-	-	-	-	-	1	-	1
	FRANCE	-	-	2	-	-	-	-	2	-	2
	INDIA	2	-	6	1	-	-	-	9	1	10
	IRAN - ISLAMIC REPUBLIC OF	2	-	5	-	-	-	-	7	-	7
	IRAQ	1	-	1	-	-	-	-	2	-	2
	IRELAND	-	-	1	1	-	-	-	2	-	2
	ITALY	-	-	1	-	-	-	-	1	-	1
	KAZAKHSTAN	1	-	-	1	-	-	-	2	-	2
	MEXICO	-	-	1	-	-	-	-	1	-	1
	MONGOLIA	-	-	1	-	-	-	-	1	-	1
	NIGERIA	1	-	1	-	-	-	-	2	-	2
	PALAU	-	-	1	-	-	-	-	1	-	1
	POLAND	-	-	1	-	-	-	-	1	-	1
	PORTUGAL	-	-	-	-	-	-	-	-	1	1
	RUSSIAN FEDERATION	-	-	4	-	-	-	-	4	2	6
	SRI LANKA	-	-	1	-	-	-	-	1	-	1
	TURKMENISTAN	-	-	1	-	-	-	-	1	-	1
	UNITED KINGDOM	-	-	-	-	-	-	-	-	1	1
	UZBEKISTAN	1	-	1	-	-	-	-	2	-	2
	<b>Grand Total</b>	<b>135</b>	<b>43</b>	<b>508</b>	<b>175</b>	<b>3</b>	<b>2</b>	<b>3</b>	<b>869</b>	<b>212</b>	<b>1,081</b>

\* As indicated in the decisions received by WADA.

**Table 3 - Total ADRVs from Athletes - AIOWF Sports by Nationality\***

Ranking by Total ADRVs	Sport - Nationality	Urine				Total Analytical ADRVs	Total Non-Analytical ADRVs	Total ADRVs
		Out-of-Competition		In-Competition				
		M	F	M	F			
<b>1</b>	<b>Biathlon</b>	-	-	<b>3</b>	-	<b>3</b>	<b>15</b>	<b>18</b>
	BELARUS	-	-	1	-	1	-	1
	CANADA	-	-	1	-	1	-	1
	KAZAKHSTAN	-	-	-	-	-	9	9
	RUSSIAN FEDERATION	-	-	-	-	-	6	6
	UKRAINE	-	-	1	-	1	-	1
<b>5</b>	<b>Bobsleigh</b>	-	-	-	-	-	<b>3</b>	<b>3</b>
	RUSSIAN FEDERATION	-	-	-	-	-	2	2
	UNITED STATES	-	-	-	-	-	1	1
<b>6</b>	<b>Curling</b>	<b>1</b>	-	-	-	<b>1</b>	-	<b>1</b>
	QATAR	1	-	-	-	1	-	1
<b>3</b>	<b>Ice Hockey</b>	<b>1</b>	-	<b>9</b>	-	<b>10</b>	<b>2</b>	<b>12</b>
	BELGIUM	-	-	2	-	2	-	2
	CROATIA	-	-	-	-	-	1	1
	GERMANY	-	-	-	-	-	1	1
	ITALY	-	-	2	-	2	-	2
	KAZAKHSTAN	1	-	-	-	1	-	1
	LATVIA	-	-	1	-	1	-	1
	NORWAY	-	-	1	-	1	-	1
	RUSSIAN FEDERATION	-	-	2	-	2	-	2
	SWEDEN	-	-	1	-	1	-	1
<b>4</b>	<b>Skating</b>	<b>1</b>	<b>2</b>	<b>1</b>	<b>1</b>	<b>5</b>	<b>1</b>	<b>6</b>
	BELARUS	-	-	1	-	1	-	1
	CHILE	-	1	-	-	1	-	1
	CHINA	1	-	-	-	1	-	1
	HUNGARY	-	1	-	-	1	-	1
	NETHERLANDS	-	-	-	-	-	1	1
	UKRAINE	-	-	-	1	1	-	1
<b>2</b>	<b>Skiing</b>	<b>1</b>	<b>1</b>	<b>4</b>	<b>1</b>	<b>7</b>	<b>7</b>	<b>14</b>
	AUSTRIA	-	-	-	-	-	3	3
	CHINA	-	1	-	-	1	-	1
	FRANCE	-	-	-	1	1	-	1
	IRAN - ISLAMIC REPUBLIC OF	1	-	-	-	1	-	1
	RUSSIAN FEDERATION	-	-	4	-	4	4	8
	<b>Grand Total</b>	<b>4</b>	<b>3</b>	<b>17</b>	<b>2</b>	<b>26</b>	<b>28</b>	<b>54</b>

\* As indicated in the decisions received by WADA.



**Table 4 - Total ADRVs from Athletes - ARISF Sports by Nationality\***

Ranking by Total ADRVs	Sport - Nationality	Urine				Total		Total ADRVs
		Out-of-Competition		In-Competition		Analytical ADRVs	Non-Analytical ADRVs	
		M	F	M	F			
<b>4</b>	<b>American Football</b>	<b>3</b>	<b>-</b>	<b>11</b>	<b>-</b>	<b>14</b>	<b>1</b>	<b>15</b>
	AUSTRIA	-	-	1	-	1	-	1
	CZECH REPUBLIC	-	-	1	-	1	-	1
	DENMARK	-	-	1	-	1	-	1
	ITALY	-	-	3	-	3	-	3
	MEXICO	1	-	-	-	1	-	1
	NORWAY	1	-	2	-	3	1	4
	SERBIA	-	-	1	-	1	-	1
	SWEDEN	1	-	1	-	2	-	2
	UNITED STATES	-	-	1	-	1	-	1
<b>7</b>	<b>Automobile Sports</b>	<b>-</b>	<b>-</b>	<b>6</b>	<b>-</b>	<b>6</b>	<b>1</b>	<b>7</b>
	IRELAND	-	-	1	-	1	-	1
	PORTUGAL	-	-	3	-	3	-	3
	UNITED KINGDOM	-	-	-	-	-	1	1
	SERBIA	-	-	1	-	1	-	1
	SPAIN	-	-	1	-	1	-	1
<b>21</b>	<b>Bandy</b>	<b>-</b>	<b>-</b>	<b>1</b>	<b>-</b>	<b>1</b>	<b>-</b>	<b>1</b>
	RUSSIAN FEDERATION	-	-	1	-	1	-	1
<b>3</b>	<b>Baseball</b>	<b>4</b>	<b>-</b>	<b>11</b>	<b>-</b>	<b>15</b>	<b>2</b>	<b>17</b>
	BELGIUM	-	-	1	-	1	-	1
	COLOMBIA	-	-	2	-	2	-	2
	CZECH REPUBLIC	-	-	2	-	2	1	3
	ITALY	-	-	1	-	1	-	1
	KOREA - REPUBLIC OF	2	-	1	-	3	1	4
	MEXICO	2	-	-	-	2	-	2
	PANAMA	-	-	2	-	2	-	2
	RUSSIAN FEDERATION	-	-	2	-	2	-	2
<b>12</b>	<b>Billiards Sports</b>	<b>-</b>	<b>-</b>	<b>3</b>	<b>-</b>	<b>3</b>	<b>-</b>	<b>3</b>
	IRAN - ISLAMIC REPUBLIC	-	-	1	-	1	-	1
	ITALY	-	-	1	-	1	-	1
	SERBIA	-	-	1	-	1	-	1
<b>22</b>	<b>Boules Sports</b>	<b>-</b>	<b>-</b>	<b>1</b>	<b>-</b>	<b>1</b>	<b>-</b>	<b>1</b>
	ITALY	-	-	1	-	1	-	1
<b>17</b>	<b>Cheer</b>	<b>1</b>	<b>-</b>	<b>1</b>	<b>-</b>	<b>2</b>	<b>-</b>	<b>2</b>
	CANADA	1	-	-	-	1	-	1
	NORWAY	-	-	1	-	1	-	1
<b>10</b>	<b>Cricket</b>	<b>-</b>	<b>-</b>	<b>5</b>	<b>-</b>	<b>5</b>	<b>-</b>	<b>5</b>
	INDIA	-	-	4	-	4	-	4
	NETHERLANDS	-	-	1	-	1	-	1
<b>23</b>	<b>Floorball</b>	<b>-</b>	<b>-</b>	<b>-</b>	<b>1</b>	<b>1</b>	<b>-</b>	<b>1</b>
	LATVIA	-	-	-	1	1	-	1

\* As indicated in the decisions received by WADA.

**Table 4 - Total ADRVs from Athletes - ARISF Sports by Nationality\* (continued)**

Ranking by Total ADRVs	Sport - Nationality	Urine				Total Analytical ADRVs	Total Non-Analytical ADRVs	Total ADRVs
		Out-of-Competition		In-Competition				
		M	F	M	F			
<b>6</b>	<b>Karate</b>	<b>1</b>	<b>1</b>	<b>4</b>	<b>3</b>	<b>9</b>	<b>-</b>	<b>9</b>
	AZERBAIJAN	-	1	1	-	2	-	2
	FRANCE	-	-	2	-	2	-	2
	JAPAN	1	-	-	-	1	-	1
	NETHERLANDS	-	-	1	-	1	-	1
	RUSSIAN FEDERATION	-	-	-	1	1	-	1
	UNITED STATES	-	-	-	1	1	-	1
	UZBEKISTAN	-	-	-	1	1	-	1
<b>1</b>	<b>Kickboxing</b>	<b>2</b>	<b>1</b>	<b>13</b>	<b>2</b>	<b>18</b>	<b>2</b>	<b>20</b>
	ARMENIA	-	-	1	-	1	-	1
	AUSTRIA	1	-	-	-	1	1	2
	BRAZIL	-	-	1	-	1	-	1
	FRANCE	-	1	1	-	2	1	3
	ITALY	-	-	1	1	2	-	2
	LATVIA	-	-	1	-	1	-	1
	NORWAY	-	-	1	-	1	-	1
	PORTUGAL	-	-	5	-	5	-	5
	SERBIA	-	-	1	-	1	-	1
	SPAIN	-	-	1	1	2	-	2
	TURKMENISTAN	1	-	-	-	1	-	1
<b>8</b>	<b>Motorcycle Racing</b>	<b>-</b>	<b>-</b>	<b>5</b>	<b>-</b>	<b>5</b>	<b>1</b>	<b>6</b>
	AUSTRALIA	-	-	-	-	-	1	1
	ITALY	-	-	1	-	1	-	1
	LATVIA	-	-	2	-	2	-	2
	PORTUGAL	-	-	1	-	1	-	1
	SWEDEN	-	-	1	-	1	-	1
<b>5</b>	<b>Muaythai</b>	<b>-</b>	<b>-</b>	<b>8</b>	<b>4</b>	<b>12</b>	<b>-</b>	<b>12</b>
	BELGIUM	-	-	1	-	1	-	1
	IRAN - ISLAMIC REPUBLIC	-	-	2	-	2	-	2
	IRAQ	-	-	1	1	2	-	2
	JORDAN	-	-	-	1	1	-	1
	LEBANON	-	-	-	1	1	-	1
	PORTUGAL	-	-	1	-	1	-	1
	SWEDEN	-	-	1	-	1	-	1
	THAILAND	-	-	1	-	1	-	1
	TUNISIA	-	-	1	1	2	-	2

\* As indicated in the decisions received by WADA.

Table 4 - Total ADRVs from Athletes - ARISF Sports by Nationality\* (continued)

Ranking by Total ADRVs	Sport - Nationality	Urine				Total Analytical ADRVs	Total Non-Analytical ADRVs	Total ADRVs
		Out-of-Competition		In-Competition				
		M	F	M	F			
<b>13</b>	<b>Netball</b>	-	-	-	<b>3</b>	<b>3</b>	-	<b>3</b>
	SOUTH AFRICA	-	-	-	3	3	-	3
<b>18</b>	<b>Powerboating</b>	-	-	<b>2</b>	-	<b>2</b>	-	<b>2</b>
	ITALY	-	-	1	-	1	-	1
	UNITED STATES	-	-	1	-	1	-	1
<b>19</b>	<b>Racquetball</b>	-	-	-	<b>2</b>	<b>2</b>	-	<b>2</b>
	UNITED STATES	-	-	-	2	2	-	2
<b>11</b>	<b>Roller Sports</b>	-	<b>1</b>	<b>4</b>	-	<b>5</b>	<b>2</b>	<b>7</b>
	COLOMBIA	-	1	-	-	1	-	1
	CZECH REPUBLIC	-	-	1	-	1	-	1
	FRANCE	-	-	1	-	1	-	1
	GERMANY	-	-	2	-	2	-	2
	RUSSIAN FEDERATION	-	-	-	-	-	2	2
<b>2</b>	<b>Sambo</b>	<b>3</b>	<b>1</b>	<b>11</b>	<b>1</b>	<b>16</b>	<b>2</b>	<b>18</b>
	AZERBAIJAN	-	-	1	-	1	-	1
	BELARUS	-	-	1	-	1	1	2
	CANADA	-	-	1	-	1	-	1
	EGYPT	-	-	1	-	1	-	1
	INDIA	-	-	1	-	1	-	1
	KAZAKHSTAN	2	-	1	-	3	-	3
	LATVIA	-	-	-	-	-	1	1
	POLAND	-	-	1	-	1	-	1
	ROMANIA	-	1	-	-	1	-	1
	RUSSIAN FEDERATION	-	-	2	1	3	-	3
	TAJIKISTAN	-	-	1	-	1	-	1
	TUNISIA	-	-	1	-	1	-	1
	TURKMENISTAN	1	-	-	-	1	-	1
<b>14</b>	<b>Ski Mountaineering</b>	-	-	<b>1</b>	-	<b>1</b>	<b>2</b>	<b>3</b>
	AUSTRIA	-	-	-	-	-	1	1
	GERMANY	-	-	1	-	1	1	2
<b>24</b>	<b>Softball</b>	-	-	<b>1</b>	-	<b>1</b>	-	<b>1</b>
	AUSTRALIA	-	-	1	-	1	-	1
<b>25</b>	<b>Squash</b>	-	-	-	-	-	<b>1</b>	<b>1</b>
	ITALY	-	-	-	-	-	1	1
<b>15</b>	<b>Sumo</b>	<b>2</b>	-	<b>1</b>	-	<b>3</b>	-	<b>3</b>
	RUSSIAN FEDERATION	2	-	-	-	2	-	2
	UKRAINE	-	-	1	-	1	-	1
<b>20</b>	<b>Surfing</b>	-	-	<b>1</b>	-	<b>1</b>	<b>1</b>	<b>2</b>
	GUATEMALA	-	-	1	-	1	-	1
	NEW ZEALAND	-	-	-	-	-	1	1
<b>26</b>	<b>Tug of War</b>	-	-	-	<b>1</b>	<b>1</b>	-	<b>1</b>
	IRELAND	-	-	-	1	1	-	1

\* As indicated in the decisions received by WADA.

Table 4 - Total ADRVs from Athletes - ARISF Sports by Nationality\* (continued)

Ranking by Total ADRVs	Sport - Nationality	Urine				Total Analytical ADRVs	Total Non-Analytical ADRVs	Total ADRVs
		Out-of-Competition		In-Competition				
		M	F	M	F			
<b>27</b>	<b>Underwater Sport</b>	-	-	-	-	-	<b>1</b>	<b>1</b>
	ITALY	-	-	-	-	-	1	1
<b>16</b>	<b>Waterskiing</b>	-	-	<b>2</b>	<b>1</b>	<b>3</b>	-	<b>3</b>
	AUSTRALIA	-	-	1	-	1	-	1
	NETHERLANDS	-	-	1	-	1	-	1
	SPAIN	-	-	-	1	1	-	1
<b>9</b>	<b>Wushu</b>	<b>2</b>	-	<b>1</b>	<b>2</b>	<b>5</b>	<b>1</b>	<b>6</b>
	EGYPT	-	-	1	-	1	-	1
	FRANCE	-	-	-	1	1	-	1
	IRAN - ISLAMIC REPUBLIC	2	-	-	1	3	-	3
	ITALY	-	-	-	-	-	1	1
	<b>Grand Total</b>	<b>18</b>	<b>4</b>	<b>93</b>	<b>20</b>	<b>135</b>	<b>17</b>	<b>152</b>

\* As indicated in the decisions received by WADA.

**Table 5 - Total ADRVs from Athletes - AIMS Sports by Nationality\***

Ranking by Total ADRVs	Sport - Nationality	Urine				Blood	Total	Total	Total
		Out-of-Competition		In-Competition		Out-of-Competition	Analytical	Non-Analytical	ADRVs
		M	F	M	F	M***	ADRVs	ADRVs	ADRVs
<b>3</b>	<b>Arm Wrestling</b>	<b>3</b>	<b>-</b>	<b>12</b>	<b>5</b>	<b>-</b>	<b>20</b>	<b>-</b>	<b>20</b>
	BRAZIL	-	-	-	1	-	1	-	1
	BULGARIA	-	-	1	-	-	1	-	1
	CROATIA	-	-	1	-	-	1	-	1
	GERMANY	-	-	1	-	-	1	-	1
	GREECE	-	-	1	-	-	1	-	1
	HUNGARY	-	-	-	1	-	1	-	1
	INDIA	1	-	-	-	-	1	-	1
	KAZAKHSTAN	1	-	4	2	-	7	-	7
	NORWAY	1	-	-	-	-	1	-	1
	RUSSIAN FEDERATION	-	-	1	1	-	2	-	2
	SPAIN	-	-	1	-	-	1	-	1
	SWEDEN	-	-	1	-	-	1	-	1
	TURKEY	-	-	1	-	-	1	-	1
<b>1</b>	<b>Bodybuilding</b>	<b>59</b>	<b>9</b>	<b>116</b>	<b>32</b>	<b>1</b>	<b>217</b>	<b>55</b>	<b>272</b>
	ALGERIA	-	-	1	-	-	1	-	1
	ANGOLA	-	-	1	-	-	1	-	1
	AUSTRIA	-	-	-	1	-	1	-	1
	BELGIUM	16	1	-	-	-	17	10	27
	BRAZIL	-	-	9	3	-	12	1	13
	BULGARIA	1	-	-	1	-	2	-	2
	CHINA	4	5	3	-	-	12	-	12
	COLOMBIA	-	-	-	1	-	1	-	1
	COSTA RICA	-	-	-	2	-	2	-	2
	CURACAO	-	-	1	-	-	1	-	1
	CROATIA	-	-	-	-	-	-	2	2
	CZECH REPUBLIC	-	-	5	2	-	7	9	16
	DOMINICAN REPUBLIC	-	-	2	-	-	2	-	2
	EGYPT	1	-	-	-	-	1	-	1
	ESTONIA	1	1	1	-	-	3	-	3
	FRANCE	-	-	4	2	-	6	8	14
	GREECE	-	-	1	-	-	1	-	1
	GUATEMALA	-	-	4	1	-	5	-	5
	HONDURAS	-	-	-	1	-	1	-	1
	HUNGARY	-	-	1	-	-	1	-	1
	INDIA	24	1	31	1	-	57	-	57
	ITALY	-	-	-	1	-	1	19	20
	JAMAICA	-	-	1	-	-	1	-	1
	JORDAN	-	-	3	-	-	3	-	3
	KOREA - REPUBLIC OF	5	-	2	1	1	9	1	10
	LATVIA	-	-	1	1	-	2	-	2
	LITHUANIA	-	-	4	-	-	4	2	6
	MONGOLIA	-	-	2	-	-	2	-	2
	MOROCCO	1	-	-	-	-	1	-	1
	PARAGUAY	1	-	1	-	-	2	-	2
	POLAND	4	-	4	2	-	10	2	12
	RUSSIAN FEDERATION	-	-	-	3	-	3	-	3
	SERBIA	-	-	1	1	-	2	-	2
	SLOVAKIA	-	-	2	1	-	3	-	3

\* As indicated in the decisions received by WADA.

**Table 5 - Total ADRVs from Athletes - AIMS Sports by Nationality\***

Ranking by Total ADRVs	Sport - Nationality	Urine				Blood	Total	Total	Total
		Out-of-Competition		In-Competition		Out-of-Competition	Analytical	Non-Analytical	ADRVs
		M	F	M	F	M***	ADRVs	ADRVs	ADRVs
	SOUTH AFRICA	1	1	9	1	-	12	-	12
	THAILAND	-	-	2	-	-	2	-	2
	TURKEY	-	-	19	3	-	22	1	23
	UKRAINE	-	-	-	2	-	2	-	2
	UNITED ARAB EMIRATES	-	-	1	-	-	1	-	1
	UNITED STATES	-	-	-	1	-	1	-	1
<b>5</b>	<b>Dragon Boat</b>	-	-	<b>4</b>	-	-	<b>4</b>	-	<b>4</b>
	SINGAPORE	-	-	4	-	-	4	-	4
<b>6</b>	<b>Draughts</b>	-	-	<b>1</b>	-	-	<b>1</b>	-	<b>1</b>
	PORTUGAL	-	-	1	-	-	1	-	1
<b>4</b>	<b>Ju-Jitsu</b>	-	-	<b>4</b>	<b>1</b>	-	<b>5</b>	<b>1</b>	<b>6</b>
	BRAZIL	-	-	1	-	-	1	-	1
	CHINA	-	-	1	-	-	1	-	1
	INDIA	-	-	1	-	-	1	-	1
	MEXICO	-	-	1	-	-	1	-	1
	RUSSIAN FEDERATION	-	-	-	-	-	-	1	-
	SWEDEN	-	-	-	1	-	1	-	1
<b>2</b>	<b>Powerlifting</b>	<b>17</b>	<b>1</b>	<b>63</b>	<b>16</b>	-	<b>97</b>	<b>22</b>	<b>119</b>
	AUSTRALIA	1	-	-	1	-	2	2	4
	BELARUS	-	-	1	-	-	1	2	3
	BRAZIL	-	-	3	1	-	4	-	4
	BULGARIA	-	-	1	-	-	1	-	1
	CANADA	1	-	1	-	-	2	-	2
	COSTA RICA	-	-	-	1	-	1	-	1
	CROATIA	-	-	1	-	-	1	-	1
	CZECH REPUBLIC	-	-	1	-	-	1	-	1
	DENMARK	1	-	1	-	-	2	1	3

\* As indicated in the decisions received by WADA.

**Table 5 - Total ADRVs from Athletes - AIMS Sports by Nationality\***

Ranking by Total ADRVs	Sport - Nationality	Urine				Blood	Total	Total	Total
		Out-of-Competition		In-Competition		Out-of-Competition	Analytical	Non-Analytical	ADRVs
		M	F	M	F	M***	ADRVs	ADRVs	ADRVs
	ENGLAND	-	-	-	1	-	1	-	1
	ESTONIA	-	-	1	-	-	1	-	1
	FINLAND	-	1	-	-	-	1	-	1
	FRANCE	-	-	1	-	-	1	5	6
	GERMANY	-	-	8	1	-	9	-	9
	HAITI	-	-	1	-	-	1	-	1
	HUNGARY	-	-	2	-	-	2	-	2
	INDIA	4	-	1	2	-	7	1	8
	IRAN - ISLAMIC REPUBLIC OF	-	-	2	-	-	2	-	2
	IRAQ	1	-	-	-	-	1	-	1
	ITALY	-	-	1	-	-	1	2	3
	JAPAN	-	-	1	-	-	1	-	1
	KAZAKHSTAN	1	-	-	-	-	1	-	1
	LATVIA	-	-	2	-	-	2	2	4
	LITHUANIA	-	-	4	-	-	4	-	4
	MALTA	-	-	2	-	-	2	-	2
	MEXICO	-	-	3	1	-	4	-	4
	MONGOLIA	-	-	1	1	-	2	-	2
	NAURU	-	-	1	-	-	1	-	1
	NETHERLANDS	-	-	2	-	-	2	1	3
	NEW ZEALAND	1	-	-	1	-	2	-	2
	NICARAGUA	1	-	-	-	-	1	-	1
	NORWAY	-	-	-	-	-	-	1	1
	POLAND	-	-	2	-	-	2	-	2
	RUSSIAN FEDERATION	2	-	3	4	-	9	5	14
	SERBIA	-	-	-	1	-	1	-	1
	SLOVENIA	-	-	1	-	-	1	-	1
	SOUTH AFRICA	-	-	2	1	-	3	-	3
	SWEDEN	2	-	1	-	-	3	-	3
	THAILAND	-	-	1	-	-	1	-	1
	UKRAINE	2	-	6	-	-	8	-	8
	UNITED KINGDOM	-	-	3	-	-	3	-	3
	UNITED STATES	-	-	2	-	-	2	-	2
<b>Grand Total</b>		<b>79</b>	<b>10</b>	<b>200</b>	<b>54</b>	<b>1</b>	<b>344</b>	<b>78</b>	<b>422</b>

**Table 6 - Total ADRVs from Athletes - IPC Sports by Nationality\***

Ranking by Total ADRVs	Sport - Nationality	Urine				Total Analytical ADRVs	Total Non-Analytical ADRVs	Total ADRVs
		Out-of-Competition		In-Competition				
		M	F	M	F			
<b>2</b>	<b>Para-Athletics</b>	<b>6</b>	<b>1</b>	<b>7</b>	<b>4</b>	<b>18</b>	<b>-</b>	<b>18</b>
	BRAZIL	-	-	-	2	2	-	2
	CANADA	-	-	1	-	1	-	1
	COLOMBIA	-	-	1	-	1	-	1
	COSTA RICA	1	-	-	-	1	-	1
	IRAN - ISLAMIC REPUBLIC OF	2	-	1	1	4	-	4
	ITALY	-	1	-	-	1	-	1
	KOREA - REPUBLIC OF	-	-	2	-	2	-	2
	QATAR	1	-	-	-	1	-	1
	RUSSIAN FEDERATION	1	-	-	-	1	-	1
	SOUTH AFRICA	-	-	1	-	1	-	1
	THAILAND	-	-	1	-	1	-	1
	UNITED STATES	-	-	-	1	1	-	1
	UZBEKISTAN	1	-	-	-	1	-	1
<b>5</b>	<b>Para-Cross Country Skiing</b>	<b>-</b>	<b>-</b>	<b>-</b>	<b>-</b>	<b>-</b>	<b>1</b>	<b>1</b>
	RUSSIAN FEDERATION	-	-	-	-	-	1	1
<b>4</b>	<b>Para-Ice Hockey</b>	<b>-</b>	<b>-</b>	<b>2</b>	<b>-</b>	<b>2</b>	<b>-</b>	<b>2</b>
	CANADA	-	-	1	-	1	-	1
	KOREA - REPUBLIC OF	-	-	1	-	1	-	1
<b>1</b>	<b>Para-Powerlifting</b>	<b>3</b>	<b>-</b>	<b>14</b>	<b>5</b>	<b>22</b>	<b>-</b>	<b>22</b>
	BRAZIL	-	-	2	-	2	-	2
	CHINESE TAIPEI	-	-	-	1	1	-	1
	COLOMBIA	1	-	-	1	2	-	2
	COSTA RICA	-	-	1	-	1	-	1
	HUNGARY	-	-	1	-	1	-	1
	INDIA	-	-	4	-	4	-	4
	KOREA - REPUBLIC OF	-	-	-	1	1	-	1
	NIGERIA	-	-	-	1	1	-	1
	POLAND	-	-	2	1	3	-	3
	PUERTO RICO	-	-	1	-	1	-	1
	RUSSIAN FEDERATION	1	-	3	-	4	-	4
	UZBEKISTAN	1	-	-	-	1	-	1
<b>6</b>	<b>Para-Snowboard</b>	<b>-</b>	<b>-</b>	<b>1</b>	<b>-</b>	<b>1</b>	<b>-</b>	<b>1</b>
	RUSSIAN FEDERATION	-	-	1	-	1	-	1
<b>3</b>	<b>Para-Swimming</b>	<b>-</b>	<b>2</b>	<b>1</b>	<b>-</b>	<b>3</b>	<b>-</b>	<b>3</b>
	BRAZIL	-	1	-	-	1	-	1
	KAZAKHSTAN	-	-	1	-	1	-	1
	UZBEKISTAN	-	1	-	-	1	-	1
<b>7</b>	<b>Shooting Para Sport</b>	<b>1</b>	<b>-</b>	<b>-</b>	<b>-</b>	<b>1</b>	<b>-</b>	<b>1</b>
	RUSSIAN FEDERATION	1	-	-	-	1	-	1
<b>Grand Total</b>		<b>10</b>	<b>3</b>	<b>25</b>	<b>9</b>	<b>47</b>	<b>1</b>	<b>48</b>

\* As indicated in the decisions received by WADA.



**Table 7 - Total ADRVs from Athletes - Sports for Athletes with an Impairment by Nationality\***

Ranking by Total ADRVs	Sport - Nationality	Urine				Total Analytical ADRVs	Total Non-Analytical ADRVs	Total ADRVs
		Out-of-Competition		In-Competition				
		M	F	M	F			
<b>9</b>	<b>Archery</b>	-	-	-	<b>1</b>	<b>1</b>	-	<b>1</b>
	KOREA - REPUBLIC OF	-	-	-	1	1	-	1
<b>10</b>	<b>Athletics</b>	-	<b>1</b>	-	-	<b>1</b>	-	<b>1</b>
	UZBEKISTAN	-	1	-	-	1	-	1
<b>2</b>	<b>Cycling</b>	<b>2</b>	-	-	-	<b>2</b>	-	<b>2</b>
	DENMARK	2	-	-	-	2	-	2
<b>3</b>	<b>Equestrian</b>	-	-	<b>1</b>	<b>1</b>	<b>2</b>	-	<b>2</b>
	FINLAND	-	-	-	1	1	-	1
	JAPAN	-	-	1	-	1	-	1
<b>11</b>	<b>Fencing</b>	-	-	<b>1</b>	-	<b>1</b>	-	<b>1</b>
	ITALY	-	-	1	-	1	-	1
<b>4</b>	<b>Football 5-a-Side</b>	-	-	<b>2</b>	-	<b>2</b>	-	<b>2</b>
	ITALY	-	-	2	-	2	-	2
<b>5</b>	<b>Football 7-a-Side</b>	-	-	<b>1</b>	-	<b>1</b>	<b>1</b>	<b>2</b>
	ITALY	-	-	-	-	-	1	1
	RUSSIAN FEDERATION	-	-	1	-	1	-	1
<b>6</b>	<b>Goalball</b>	-	-	<b>1</b>	-	<b>1</b>	<b>1</b>	<b>2</b>
	ITALY	-	-	1	-	1	-	1
	UNITED STATES	-	-	-	-	-	1	1
<b>12</b>	<b>Judo</b>	-	-	<b>1</b>	-	<b>1</b>	-	<b>1</b>
	RUSSIAN FEDERATION	-	-	1	-	1	-	1
<b>7</b>	<b>Rowing</b>	-	-	<b>2</b>	-	<b>2</b>	-	<b>2</b>
	BRAZIL	-	-	1	-	1	-	1
	ITALY	-	-	1	-	1	-	1
<b>13</b>	<b>Sitting Volleyball (R)</b>	<b>1</b>	-	-	-	<b>1</b>	-	<b>1</b>
	EGYPT	1	-	-	-	1	-	1
<b>8</b>	<b>Table Tennis</b>	<b>1</b>	-	<b>1</b>	-	<b>2</b>	-	<b>2</b>
	CANADA	1	-	-	-	1	-	1
	CHILE	-	-	1	-	1	-	1
<b>14</b>	<b>Taekwondo</b>	-	<b>1</b>	-	-	<b>1</b>	-	<b>1</b>
	MEXICO	-	1	-	-	1	-	1
<b>1</b>	<b>Tennis</b>	-	-	<b>2</b>	<b>1</b>	<b>3</b>	-	<b>3</b>
	FRANCE	-	-	-	1	1	-	1
	ITALY	-	-	2	-	2	-	2
<b>Grand Total</b>		<b>4</b>	<b>2</b>	<b>12</b>	<b>3</b>	<b>21</b>	<b>2</b>	<b>23</b>

\* As indicated in the decisions received by WADA.

**Table 8 - Total ADRVs from Athletes - Other Sports - Code Signatories by Nationality\***

Ranking by Total ADRVs	Sport - Nationality	Urine				Blood	Total	Total	Total ADRVs
		Out-of-Competition		In-Competition		Out-of-Competition	Analytical	Non-Analytical	
		M	F	M	F	M	ADRVs	ADRVs	
<b>3</b>	<b>American Football</b>	<b>3</b>	-	<b>1</b>	-	-	<b>4</b>	<b>1</b>	<b>5</b>
	CANADA	3	-	1	-	-	4	-	4
	NORWAY	-	-	-	-	-	-	1	1
<b>5</b>	<b>Australian Rules Football</b>	<b>1</b>	-	<b>3</b>	-	-	<b>4</b>	-	<b>4</b>
	AUSTRALIA	1	-	3	-	-	4	-	4
<b>6</b>	<b>Ice Hockey</b>	-	<b>2</b>	-	-	-	<b>2</b>	-	<b>2</b>
	CHINA	-	2	-	-	-	2	-	2
<b>2</b>	<b>Kettlebell Lifting</b>	-	-	<b>5</b>	<b>1</b>	-	<b>6</b>	-	<b>6</b>
	KAZAKHSTAN	-	-	3	-	-	3	-	3
	RUSSIAN FEDERATION	-	-	1	1	-	2	-	2
	UKRAINE	-	-	1	-	-	1	-	1
<b>7</b>	<b>Kurash</b>	-	-	<b>1</b>	<b>1</b>	-	<b>2</b>	-	<b>2</b>
	UZBEKISTAN	-	-	1	1	-	2	-	2
<b>1</b>	<b>Rugby League</b>	<b>6</b>	-	<b>8</b>	-	-	<b>14</b>	<b>9</b>	<b>23</b>
	AUSTRALIA	3	-	2	-	-	5	3	8
	FRANCE	-	-	3	-	-	3	1	4
	ITALY	-	-	-	-	-	-	1	1
	LATVIA	-	-	-	-	-	-	1	1
	NEW ZEALAND	-	-	-	-	-	-	1	1
	PORTUGAL	-	-	1	-	-	1	-	1
	RUSSIAN FEDERATION	-	-	-	-	-	-	1	1
	SERBIA	-	-	1	-	-	1	-	1
	SRI LANKA	1	-	-	-	-	1	-	1
	UNITED KINGDOM	2	-	1	-	-	3	1	4
<b>8</b>	<b>Skating</b>	-	-	-	<b>1</b>	-	<b>1</b>	-	<b>1</b>
	RUSSIAN FEDERATION	-	-	-	1	-	1	-	1
<b>4</b>	<b>Triathlon</b>	<b>2</b>	-	<b>2</b>	-	<b>1</b>	<b>5</b>	-	<b>5</b>
	BRAZIL	2	-	-	-	-	2	-	2
	SPAIN	-	-	1	-	-	1	-	1
	UKRAINE	-	-	-	-	1	1	-	1
	UNITED STATES	-	-	1	-	-	1	-	1
<b>Grand Total</b>		<b>12</b>	<b>2</b>	<b>20</b>	<b>3</b>	<b>1</b>	<b>38</b>	<b>10</b>	<b>48</b>

\* As indicated in the decisions received by WADA.

**Table 9 - Total ADRVs from Athletes - Other Sports by Nationality\***

Ranking by Total ADRVs	Sport - Nationality	Urine				Total Analytical ADRVs	Total Non- Analytical ADRVs	Total ADRVs
		Out-of-Competition		In-Competition				
		M	F	M	F			
<b>5</b>	<b>Athletics</b>	-	-	<b>2</b>	<b>4</b>	<b>6</b>	-	<b>6</b>
	ITALY	-	-	2	4	6	-	6
<b>11</b>	<b>Basketball</b>	-	-	-	<b>1</b>	<b>1</b>	-	<b>1</b>
	ITALY	-	-	-	1	1	-	1
<b>4</b>	<b>Bodybuilding</b>	<b>1</b>	-	<b>4</b>	<b>2</b>	<b>7</b>	-	<b>7</b>
	COSTA RICA	-	-	1	-	1	-	1
	CZECH REPUBLIC	-	-	-	1	1	-	1
	FRANCE	1	-	1	1	3	-	3
	ITALY	-	-	1	-	1	-	1
	MONGOLIA	-	-	1	-	1	-	1
<b>1</b>	<b>Boxing</b>	-	<b>1</b>	<b>6</b>	<b>3</b>	<b>10</b>	-	<b>10</b>
	ITALY	-	-	5	3	8	-	8
	UNITED KINGDOM	-	1	1	-	2	-	2
<b>2</b>	<b>Cycling</b>	-	-	<b>7</b>	<b>1</b>	<b>8</b>	-	<b>8</b>
	ITALY	-	-	7	1	8	-	8
<b>7</b>	<b>Football</b>	-	-	<b>1</b>	<b>1</b>	<b>2</b>	-	<b>2</b>
	ITALY	-	-	1	1	2	-	2
<b>12</b>	<b>Friskis &amp; Svettis</b>	<b>1</b>	-	-	-	<b>1</b>	-	<b>1</b>
	SWEDEN	1	-	-	-	1	-	1
<b>13</b>	<b>Jiu-Jitsu</b>	-	-	<b>1</b>	-	<b>1</b>	-	<b>1</b>
	UNITED STATES	-	-	1	-	1	-	1
<b>14</b>	<b>Judo</b>	-	-	<b>1</b>	-	<b>1</b>	-	<b>1</b>
	ITALY	-	-	1	-	1	-	1
<b>15</b>	<b>Kabaddi</b>	<b>1</b>	-	-	-	<b>1</b>	-	<b>1</b>
	INDIA	1	-	-	-	1	-	1
<b>3</b>	<b>Mixed Martial Arts</b>	-	-	<b>4</b>	<b>2</b>	<b>6</b>	<b>2</b>	<b>8</b>
	BRAZIL	-	-	-	-	-	1	1
	KAZAKHSTAN	-	-	-	1	1	-	1
	RUSSIAN FEDERATION	-	-	2	-	2	1	3
	SOUTH AFRICA	-	-	1	1	2	-	2
	SWEDEN	-	-	1	-	1	-	1
<b>16</b>	<b>Padel</b>	-	-	<b>1</b>	-	<b>1</b>	-	<b>1</b>
	BELGIUM	-	-	1	-	1	-	1
<b>17</b>	<b>Rowing</b>	-	-	-	<b>1</b>	<b>1</b>	-	<b>1</b>
	ITALY	-	-	-	1	1	-	1
<b>8</b>	<b>Rugby Union</b>	-	-	<b>2</b>	-	<b>2</b>	-	<b>2</b>
	ITALY	-	-	2	-	2	-	2
<b>9</b>	<b>School Sports</b>	-	-	<b>2</b>	-	<b>2</b>	-	<b>2</b>
	CHINA	-	-	2	-	2	-	2
<b>18</b>	<b>Triathlon</b>	-	-	<b>1</b>	-	<b>1</b>	-	<b>1</b>
	ITALY	-	-	1	-	1	-	1
<b>19</b>	<b>Volleyball</b>	-	-	<b>1</b>	-	<b>1</b>	-	<b>1</b>
	ITALY	-	-	1	-	1	-	1
<b>6</b>	<b>Wrestling</b>	-	-	<b>3</b>	<b>1</b>	<b>4</b>	-	<b>4</b>
	ITALY	0	0	3	1	4	-	4
<b>10</b>	<b>Wushu</b>	-	-	<b>1</b>	-	<b>1</b>	<b>1</b>	<b>2</b>
	ITALY	0	0	1	0	1	1	2
<b>Grand Total</b>		<b>3</b>	<b>1</b>	<b>37</b>	<b>16</b>	<b>57</b>	<b>3</b>	<b>60</b>

\* As indicated in the decisions received by WADA.

**Table 10 - Total ADRVs from Athletes by Nationality\* and Sport**

Ranking by Total ADRVs	Athlete Nationality - Sport	Urine				Blood			Total	Total	Total
		Out-of-Competition		In-Competition		Out-of-Competition		In-Competition	Analytical	Non-Analytical	ADRVs
		M	F	M	F	M	F	M	ADRVs**	ADRVs	ADRVs
<b>66</b>	<b>ALGERIA</b>	<b>1</b>	-	<b>2</b>	-	-	-	-	<b>3</b>	<b>1</b>	<b>4</b>
	Athletics	1	-	-	-	-	-	-	1	1	2
	Bodybuilding	-	-	1	-	-	-	-	1	-	1
	Wrestling	-	-	1	-	-	-	-	1	-	1
<b>89</b>	<b>ANGOLA</b>	-	-	<b>1</b>	-	-	-	-	<b>1</b>	-	<b>1</b>
	Bodybuilding	-	-	1	-	-	-	-	1	-	1
<b>31</b>	<b>ARGENTINA</b>	<b>2</b>	-	<b>12</b>	<b>2</b>	-	-	-	<b>16</b>	-	<b>16</b>
	Cycling	-	-	8	2	-	-	-	10	-	10
	Football	-	-	1	-	-	-	-	1	-	1
	Rugby Union	2	-	1	-	-	-	-	3	-	3
	Tennis	-	-	2	-	-	-	-	2	-	2
<b>90</b>	<b>ARMENIA</b>	-	-	<b>1</b>	-	-	-	-	<b>1</b>	-	<b>1</b>
	Kickboxing	-	-	1	-	-	-	-	1	-	1
<b>15</b>	<b>AUSTRALIA</b>	<b>6</b>	<b>1</b>	<b>11</b>	<b>4</b>	-	-	-	<b>22</b>	<b>11</b>	<b>33</b>
	Aquatics	-	1	-	-	-	-	-	1	1	2
	Athletics	-	-	-	-	-	-	-	-	1	1
	Australian Rules Football	1	-	3	-	-	-	-	4	-	4
	Cycling	-	-	2	1	-	-	-	3	1	4
	Football	-	-	1	-	-	-	-	1	-	1
	Handball	-	-	-	1	-	-	-	1	-	1
	Motorcycle Racing	-	-	-	-	-	-	-	-	1	1
	Powerlifting	1	-	-	1	-	-	-	2	2	4
	Rugby League	3	-	2	-	-	-	-	5	3	8
	Rugby Union	1	-	-	-	-	-	-	1	-	1
	Softball	-	-	1	-	-	-	-	1	-	1
	Triathlon	-	-	-	1	-	-	-	1	2	3
	Waterskiing	-	-	1	-	-	-	-	1	-	1
	Weightlifting	-	-	1	-	-	-	-	1	-	1
<b>24</b>	<b>AUSTRIA</b>	<b>1</b>	-	<b>6</b>	<b>1</b>	-	-	-	<b>8</b>	<b>15</b>	<b>23</b>
	American Football	-	-	1	-	-	-	-	1	-	1
	Athletics	-	-	1	-	-	-	-	1	1	2
	Basketball	-	-	1	-	-	-	-	1	-	1
	Bodybuilding	-	-	-	1	-	-	-	1	-	1
	Cycling	-	-	1	-	-	-	-	1	3	4
	Football	-	-	-	-	-	-	-	-	4	4
	Kickboxing	1	-	-	-	-	-	-	1	1	2
	Rugby Union	-	-	-	-	-	-	-	-	1	1
	Ski Mountaineering	-	-	-	-	-	-	-	-	1	1
	Skiing	-	-	-	-	-	-	-	-	3	3
	Triathlon	-	-	2	-	-	-	-	2	1	3
<b>26</b>	<b>AZERBAIJAN</b>	<b>2</b>	<b>2</b>	<b>10</b>	<b>4</b>	-	-	-	<b>18</b>	<b>2</b>	<b>20</b>
	Boxing	-	-	2	-	-	-	-	2	-	2
	Cycling	-	-	-	-	-	-	-	-	1	1
	Judo	-	-	-	2	-	-	-	2	-	2
	Karate	-	1	1	-	-	-	-	2	-	2
	Sambo	-	-	1	-	-	-	-	1	-	1
	Shooting	-	-	-	1	-	-	-	1	-	1
	Taekwondo	-	-	1	1	-	-	-	2	-	2
	Weightlifting	1	1	3	-	-	-	-	5	1	6
	Wrestling	1	-	2	-	-	-	-	3	-	3
<b>91</b>	<b>BAHRAIN</b>	-	<b>1</b>	-	-	-	-	-	<b>1</b>	-	<b>1</b>
	Athletics	-	1	-	-	-	-	-	1	-	1

\* As indicated in the decisions received by WADA.

\*\* Based on each AAF, which may not be the same as the number of decisions rendered. A decision may refer to multiple AAFs from the same athlete.

**Table 10 - Total ADRVs from Athletes by Nationality\* and Sport (Continued)**

Ranking by Total ADRVs	Athlete Nationality - Sport	Urine				Blood				Total	Total	Total
		Out-of-Competition		In-Competition		Out-of-Competition		In-Competition		Analytical	Non-Analytical	ADRVs
		M	F	M	F	M	F	M	F	ADRVs**	ADRVs	ADRVs
<b>32</b>	<b>BELARUS</b>	<b>4</b>	<b>1</b>	<b>8</b>	<b>-</b>	<b>-</b>	<b>-</b>	<b>-</b>	<b>-</b>	<b>13</b>	<b>3</b>	<b>16</b>
	Athletics	-	1	1	-	-	-	-	-	2	-	2
	Biathlon	-	-	1	-	-	-	-	-	1	-	1
	Boxing	-	-	1	-	-	-	-	-	1	-	1
	Football	1	-	-	-	-	-	-	-	1	-	1
	Powerlifting	-	-	1	-	-	-	-	-	1	2	3
	Sambo	-	-	1	-	-	-	-	-	1	1	2
	Skating	-	-	1	-	-	-	-	-	1	-	1
	Weightlifting	2	-	-	-	-	-	-	-	2	-	2
	Wrestling	1	-	2	-	-	-	-	-	3	-	3
<b>13</b>	<b>BELGIUM</b>	<b>16</b>	<b>1</b>	<b>12</b>	<b>2</b>	<b>-</b>	<b>-</b>	<b>-</b>	<b>-</b>	<b>31</b>	<b>12</b>	<b>43</b>
	Baseball	-	-	1	-	-	-	-	-	1	-	1
	Basketball	-	-	1	-	-	-	-	-	1	-	1
	Bodybuilding	16	1	-	-	-	-	-	-	17	10	27
	Cycling	-	-	3	-	-	-	-	-	3	1	4
	Football	-	-	1	-	-	-	-	-	1	-	1
	Golf	-	-	-	-	-	-	-	-	-	1	1
	Ice Hockey	-	-	2	-	-	-	-	-	2	-	2
	Judo	-	-	-	1	-	-	-	-	1	-	1
	Muaythai	-	-	1	-	-	-	-	-	1	-	1
	Padel	-	-	1	-	-	-	-	-	1	-	1
	Tennis	-	-	1	1	-	-	-	-	2	-	2
	Triathlon	-	-	1	-	-	-	-	-	1	-	1
<b>92</b>	<b>BELIZE</b>	<b>-</b>	<b>-</b>	<b>1</b>	<b>-</b>	<b>-</b>	<b>-</b>	<b>-</b>	<b>-</b>	<b>1</b>	<b>-</b>	<b>1</b>
	Cycling	-	-	1	-	-	-	-	-	1	-	1
<b>4</b>	<b>BRAZIL</b>	<b>7</b>	<b>2</b>	<b>37</b>	<b>24</b>	<b>-</b>	<b>-</b>	<b>-</b>	<b>-</b>	<b>70</b>	<b>8</b>	<b>78</b>
	Aquatics	1	1	1	-	-	-	-	-	3	-	3
	Arm Wrestling	-	-	-	1	-	-	-	-	1	-	1
	Athletics	1	-	-	2	-	-	-	-	3	1	4
	Basketball	1	-	1	-	-	-	-	-	2	-	2
	Bodybuilding	-	-	9	3	-	-	-	-	12	1	13
	Canoe/Kayak	-	-	-	1	-	-	-	-	1	-	1
	Cycling	-	-	6	5	-	-	-	-	11	2	13
	Football	-	-	10	3	-	-	-	-	13	-	13
	Gymnastics	-	-	-	2	-	-	-	-	2	-	2
	Judo	-	-	-	1	-	-	-	-	1	-	1
	Ju-Jitsu	-	-	1	-	-	-	-	-	1	-	1
	Kickboxing	-	-	1	-	-	-	-	-	1	-	1
	Mixed Martial Arts	-	-	-	-	-	-	-	-	-	1	1
	Para-Athletics	-	-	-	2	-	-	-	-	2	-	2
	Para-Powerlifting	-	-	2	-	-	-	-	-	2	-	2
	Para-Swimming	-	1	-	-	-	-	-	-	1	-	1
	Powerlifting	-	-	3	1	-	-	-	-	4	-	4
	Rowing	-	-	1	-	-	-	-	-	1	-	1
	Rugby Union	1	-	-	-	-	-	-	-	1	-	1
	Sailing	1	-	-	-	-	-	-	-	1	-	1
	Taekwondo	-	-	1	-	-	-	-	-	1	-	1
	Tennis	-	-	-	2	-	-	-	-	2	-	2
	Triathlon	2	-	-	-	-	-	-	-	2	3	5
	Volleyball	-	-	1	1	-	-	-	-	2	-	2
<b>45</b>	<b>BULGARIA</b>	<b>2</b>	<b>-</b>	<b>6</b>	<b>2</b>	<b>-</b>	<b>-</b>	<b>-</b>	<b>-</b>	<b>10</b>	<b>-</b>	<b>10</b>
	Arm Wrestling	-	-	1	-	-	-	-	-	1	-	1
	Bodybuilding	1	-	-	1	-	-	-	-	2	-	2
	Football	-	-	1	-	-	-	-	-	1	-	1
	Handball	-	-	1	-	-	-	-	-	1	-	1
	Powerlifting	-	-	1	-	-	-	-	-	1	-	1
	Shooting	-	-	1	-	-	-	-	-	1	-	1
	Weightlifting	-	-	-	1	-	-	-	-	1	-	1
	Wrestling	1	-	1	-	-	-	-	-	2	-	2

\* As indicated in the decisions received by WADA.

\*\* Based on each AAF, which may not be the same as the number of decisions rendered. A decision may refer to multiple AAFs from the same athlete.

**Table 10 - Total ADRVs from Athletes by Nationality\* and Sport (Continued)**

Ranking by Total ADRVs	Athlete Nationality - Sport	Urine				Blood			Total	Total	Total
		Out-of-Competition		In-Competition		Out-of-Competition		In-Competition	Analytical	Non-Analytical	ADRVs
		M	F	M	F	M	F	M	ADRVs**	ADRVs	ADRVs
<b>27</b>	<b>CANADA</b>	<b>7</b>	<b>-</b>	<b>8</b>	<b>1</b>	<b>-</b>	<b>-</b>	<b>-</b>	<b>16</b>	<b>-</b>	<b>16</b>
	American Football	3	-	1	-	-	-	-	4	-	4
	Athletics	-	-	2	-	-	-	-	2	-	2
	Biathlon	-	-	1	-	-	-	-	1	-	1
	Boxing	1	-	-	-	-	-	-	1	-	1
	Cheer	1	-	-	-	-	-	-	1	-	1
	Para-Athletics	-	-	1	-	-	-	-	1	-	1
	Para-Ice Hockey	-	-	1	-	-	-	-	1	-	1
	Powerlifting	1	-	1	-	-	-	-	2	-	2
	Sambo	-	-	1	-	-	-	-	1	-	1
	Shooting	-	-	-	1	-	-	-	1	-	1
	Table Tennis	1	-	-	-	-	-	-	1	-	1
<b>93</b>	<b>CAPE VERDE</b>	<b>-</b>	<b>-</b>	<b>1</b>	<b>-</b>	<b>-</b>	<b>-</b>	<b>-</b>	<b>1</b>	<b>-</b>	<b>1</b>
	Volleyball	-	-	1	-	-	-	-	1	-	1
<b>94</b>	<b>CAYMAN ISLANDS</b>	<b>-</b>	<b>-</b>	<b>1</b>	<b>-</b>	<b>-</b>	<b>-</b>	<b>-</b>	<b>1</b>	<b>-</b>	<b>1</b>
	Rugby Union	-	-	1	-	-	-	-	1	-	1
<b>39</b>	<b>CHILE</b>	<b>1</b>	<b>1</b>	<b>7</b>	<b>4</b>	<b>-</b>	<b>-</b>	<b>-</b>	<b>13</b>	<b>-</b>	<b>13</b>
	Athletics	-	-	-	1	-	-	-	1	-	1
	Cycling	-	-	-	1	-	-	-	1	-	1
	Equestrian	-	-	1	-	-	-	-	1	-	1
	Football	-	-	1	-	-	-	-	1	-	1
	Judo	-	-	1	-	-	-	-	1	-	1
	Skating	-	1	-	-	-	-	-	1	-	1
	Table Tennis	-	-	1	-	-	-	-	1	-	1
	Taekwondo	-	-	-	1	-	-	-	1	-	1
	Tennis	1	-	1	-	-	-	-	2	-	2
	Triathlon	-	-	2	-	-	-	-	2	-	2
	Weightlifting	-	-	-	1	-	-	-	1	-	1
<b>11</b>	<b>CHINA</b>	<b>9</b>	<b>11</b>	<b>11</b>	<b>8</b>	<b>1</b>	<b>-</b>	<b>-</b>	<b>40</b>	<b>5</b>	<b>45</b>
	Aquatics	-	-	-	-	-	-	-	-	1	1
	Athletics	-	2	-	2	-	-	-	4	1	5
	Badminton	-	-	-	1	-	-	-	1	1	2
	Bodybuilding	4	5	3	-	-	-	-	12	-	12
	Cycling	3	-	5	-	1	-	-	9	1	10
	Fencing	-	-	-	3	-	-	-	3	-	3
	Football	-	1	-	-	-	-	-	1	-	1
	Ice Hockey	-	2	-	-	-	-	-	2	-	2
	Ju-Jitsu	-	-	1	-	-	-	-	1	-	1
	Rowing	1	-	-	-	-	-	-	1	1	2
	School Sports	-	-	2	-	-	-	-	2	-	2
	Skating	1	-	-	-	-	-	-	1	-	1
	Skiing	-	1	-	-	-	-	-	1	-	1
	Taekwondo	-	-	-	1	-	-	-	1	-	1
	Wrestling	-	-	-	1	-	-	-	1	-	1
<b>52</b>	<b>CHINESE TAIPEI</b>	<b>1</b>	<b>-</b>	<b>3</b>	<b>3</b>	<b>-</b>	<b>-</b>	<b>-</b>	<b>7</b>	<b>-</b>	<b>7</b>
	Athletics	-	-	-	1	-	-	-	1	-	1
	Boxing	-	-	1	-	-	-	-	1	-	1
	Para-Powerlifting	-	-	-	1	-	-	-	1	-	1
	Taekwondo	-	-	-	1	-	-	-	1	-	1
	Weightlifting	1	-	2	-	-	-	-	3	-	3

\* As indicated in the decisions received by WADA.

\*\* Based on each AAF, which may not be the same as the number of decisions rendered. A decision may refer to multiple AAFs from the same athlete.

**Table 10 - Total ADRVs from Athletes by Nationality\* and Sport (Continued)**

Ranking by Total ADRVs	Athlete Nationality - Sport	Urine				Blood			Total	Total	Total
		Out-of-Competition		In-Competition		Out-of-Competition		In-Competition	Analytical	Non-Analytical	ADRVs
		M	F	M	F	M	F	M	ADRVs**	ADRVs	ADRVs
<b>25</b>	<b>COLOMBIA</b>	<b>6</b>	<b>3</b>	<b>6</b>	<b>4</b>	-	-	-	<b>19</b>	<b>2</b>	<b>21</b>
	Aquatics	-	-	1	-	-	-	-	1	-	1
	Athletics	-	1	1	-	-	-	-	2	-	2
	Baseball	-	-	2	-	-	-	-	2	-	2
	Basketball	-	-	-	1	-	-	-	1	-	1
	Bodybuilding	-	-	-	1	-	-	-	1	-	1
	Boxing	1	-	-	-	-	-	-	1	-	1
	Cycling	2	-	-	-	-	-	-	2	2	4
	Fencing	-	-	-	1	-	-	-	1	-	1
	Para-Athletics	-	-	1	-	-	-	-	1	-	1
	Para-Powerlifting	1	-	-	1	-	-	-	2	-	2
	Roller Sports	-	1	-	-	-	-	-	1	-	1
	Weightlifting	2	1	1	-	-	-	-	4	-	4
<b>53</b>	<b>COSTA RICA</b>	<b>1</b>	-	<b>3</b>	<b>3</b>	-	-	-	<b>7</b>	-	<b>7</b>
	Bodybuilding	-	-	1	2	-	-	-	3	-	3
	Football	-	-	1	-	-	-	-	1	-	1
	Para-Athletics	1	-	-	-	-	-	-	1	-	1
	Para-Powerlifting	-	-	1	-	-	-	-	1	-	1
	Powerlifting	-	-	-	1	-	-	-	1	-	1
<b>42</b>	<b>CROATIA</b>	-	-	<b>7</b>	-	-	-	-	<b>7</b>	<b>4</b>	<b>11</b>
	Aquatics	-	-	1	-	-	-	-	1	-	1
	Arm Wrestling	-	-	1	-	-	-	-	1	-	1
	Athletics	-	-	2	-	-	-	-	2	-	2
	Bodybuilding	-	-	-	-	-	-	-	-	2	2
	Boxing	-	-	1	-	-	-	-	1	-	1
	Cycling	-	-	-	-	-	-	-	-	1	1
	Handball	-	-	1	-	-	-	-	1	-	1
	Ice Hockey	-	-	-	-	-	-	-	-	1	1
	Powerlifting	-	-	1	-	-	-	-	1	-	1
<b>95</b>	<b>CURACAO</b>	-	-	<b>1</b>	-	-	-	-	<b>1</b>	-	<b>1</b>
	Bodybuilding	-	-	1	-	-	-	-	1	-	1
<b>96</b>	<b>CYPRUS</b>	-	-	<b>1</b>	-	-	-	-	<b>1</b>	-	<b>1</b>
	Handball	-	-	1	-	-	-	-	1	-	1
<b>20</b>	<b>CZECH REPUBLIC</b>	<b>1</b>	-	<b>12</b>	<b>5</b>	-	-	-	<b>18</b>	<b>10</b>	<b>28</b>
	American Football	-	-	1	-	-	-	-	1	-	1
	Baseball	-	-	2	-	-	-	-	2	1	3
	Bodybuilding	-	-	5	3	-	-	-	8	9	17
	Boxing	1	-	-	-	-	-	-	1	-	1
	Equestrian	-	-	-	2	-	-	-	2	-	2
	Golf	-	-	1	-	-	-	-	1	-	1
	Powerlifting	-	-	1	-	-	-	-	1	-	1
	Roller Sports	-	-	1	-	-	-	-	1	-	1
	Weightlifting	-	-	1	-	-	-	-	1	-	1
<b>46</b>	<b>DENMARK</b>	<b>3</b>	-	<b>5</b>	-	-	-	-	<b>8</b>	<b>2</b>	<b>10</b>
	American Football	-	-	1	-	-	-	-	1	-	1
	Aquatics	-	-	1	-	-	-	-	1	-	1
	Basketball	-	-	1	-	-	-	-	1	-	1
	Boxing	-	-	1	-	-	-	-	1	1	2
	Cycling	2	-	-	-	-	-	-	2	-	2
	Powerlifting	1	-	1	-	-	-	-	2	1	3
<b>77</b>	<b>DOMINICAN REPUBLIC</b>	-	-	<b>2</b>	-	-	-	-	<b>2</b>	-	<b>2</b>
	Bodybuilding	-	-	2	-	-	-	-	2	-	2
<b>97</b>	<b>ECUADOR</b>	<b>1</b>	-	-	-	-	-	-	<b>1</b>	-	<b>1</b>
	Canoe/Kayak	1	-	-	-	-	-	-	1	-	1

\* As indicated in the decisions received by WADA.

\*\* Based on each AAF, which may not be the same as the number of decisions rendered. A decision may refer to multiple AAFs from the same athlete.

**Table 10 - Total ADRVs from Athletes by Nationality\* and Sport (Continued)**

Ranking by Total ADRVs	Athlete Nationality - Sport	Urine				Blood			Total	Total	Total
		Out-of-Competition		In-Competition		Out-of-Competition		In-Competition	Analytical	Non-Analytical	ADRVs
		M	F	M	F	M	F	M	ADRVs**	ADRVs	ADRVs
<b>33</b>	<b>EGYPT</b>	<b>4</b>	<b>1</b>	<b>7</b>	<b>4</b>	-	-	-	<b>16</b>	-	<b>16</b>
	Aquatics	-	-	3	1	-	-	-	4	-	4
	Athletics	1	-	2	2	-	-	-	5	-	5
	Bodybuilding	1	-	-	-	-	-	-	1	-	1
	Judo	1	-	-	-	-	-	-	1	-	1
	Sambo	-	-	1	-	-	-	-	1	-	1
	Shooting	-	-	-	1	-	-	-	1	-	1
	Sitting Volleyball (R)	1	-	-	-	-	-	-	1	-	1
	Wrestling	-	1	-	-	-	-	-	1	-	1
	Wushu	-	-	1	-	-	-	-	1	-	1
<b>98</b>	<b>ENGLAND</b>	-	-	-	<b>1</b>	-	-	-	<b>1</b>	-	<b>1</b>
	Powerlifting	-	-	-	1	-	-	-	1	-	1
<b>99</b>	<b>ERITREA</b>	<b>1</b>	-	-	-	-	-	-	<b>1</b>	-	<b>1</b>
	Athletics	1	-	-	-	-	-	-	1	-	1
<b>67</b>	<b>ESTONIA</b>	<b>1</b>	<b>1</b>	<b>2</b>	-	-	-	-	<b>4</b>	-	<b>4</b>
	Bodybuilding	1	1	1	-	-	-	-	3	-	3
	Powerlifting	-	-	1	-	-	-	-	1	-	1
<b>100</b>	<b>ESWATINI</b>	<b>1</b>	-	-	-	-	-	-	<b>1</b>	-	<b>1</b>
	Athletics	1	-	-	-	-	-	-	1	-	1
<b>72</b>	<b>ETHIOPIA</b>	-	-	<b>2</b>	<b>1</b>	-	-	-	<b>3</b>	-	<b>3</b>
	Athletics	-	-	2	1	-	-	-	3	-	3
<b>61</b>	<b>FINLAND</b>	-	<b>1</b>	<b>2</b>	<b>2</b>	-	-	-	<b>5</b>	-	<b>5</b>
	Basketball	-	-	-	1	-	-	-	1	-	1
	Boxing	-	-	1	-	-	-	-	1	-	1
	Equestrian	-	-	-	1	-	-	-	1	-	1
	Powerlifting	-	1	-	-	-	-	-	1	-	1
	Volleyball	-	-	1	-	-	-	-	1	-	1
<b>6</b>	<b>FRANCE</b>	<b>2</b>	<b>1</b>	<b>30</b>	<b>7</b>	-	-	-	<b>40</b>	<b>22</b>	<b>62</b>
	Archery	-	-	1	-	-	-	-	1	-	1
	Athletics	-	-	2	-	-	-	-	2	2	4
	Basketball	-	-	1	1	-	-	-	2	-	2
	Bodybuilding	1	-	5	3	-	-	-	9	8	17
	Boxing	-	-	-	-	-	-	-	-	1	1
	Cycling	-	-	3	-	-	-	-	3	2	5
	Equestrian	-	-	1	-	-	-	-	1	-	1
	Fencing	-	-	-	-	-	-	-	-	1	1
	Football	1	-	-	-	-	-	-	1	-	1
	Karate	-	-	2	-	-	-	-	2	-	2
	Kickboxing	-	1	1	-	-	-	-	2	1	3
	Powerlifting	-	-	1	-	-	-	-	1	5	6
	Roller Sports	-	-	1	-	-	-	-	1	-	1
	Rugby League	-	-	3	-	-	-	-	3	1	4
	Rugby Union	-	-	6	-	-	-	-	6	1	7
	Skiing	-	-	-	1	-	-	-	1	-	1
	Tennis	-	-	-	1	-	-	-	1	-	1
	Weightlifting	-	-	1	-	-	-	-	1	-	1
	Wrestling	-	-	2	-	-	-	-	2	-	2
	Wushu	-	-	-	1	-	-	-	1	-	1
<b>101</b>	<b>GEORGIA</b>	-	-	<b>1</b>	-	-	-	-	<b>1</b>	-	<b>1</b>
	Football	-	-	1	-	-	-	-	1	-	1

\* As indicated in the decisions received by WADA.

\*\* Based on each AAF, which may not be the same as the number of decisions rendered. A decision may refer to multiple AAFs from the same athlete.



**Table 10 - Total ADRVs from Athletes by Nationality\* and Sport (Continued)**

Ranking by Total ADRVs	Athlete Nationality - Sport	Urine				Blood			Total	Total	Total
		Out-of-Competition		In-Competition		Out-of-Competition		In-Competition	Analytical	Non-Analytical	ADRVs
		M	F	M	F	M	F	M	ADRVs**	ADRVs	ADRVs
<b>21</b>	<b>GERMANY</b>	-	-	<b>18</b>	<b>2</b>	-	-	-	<b>20</b>	<b>8</b>	<b>28</b>
	Aquatics	-	-	-	-	-	-	-	-	2	2
	Arm Wrestling	-	-	1	-	-	-	-	1	-	1
	Athletics	-	-	3	1	-	-	-	4	-	4
	Boxing	-	-	1	-	-	-	-	1	-	1
	Cycling	-	-	2	-	-	-	-	2	1	3
	Ice Hockey	-	-	-	-	-	-	-	-	1	1
	Lifesaving	-	-	-	-	-	-	-	-	1	1
	Mountaineering and Climbing	-	-	-	-	-	-	-	-	1	1
	Powerlifting	-	-	8	1	-	-	-	9	-	9
	Roller Sports	-	-	2	-	-	-	-	2	-	2
	Ski Mountaineering	-	-	1	-	-	-	-	1	1	2
	Volleyball	-	-	-	-	-	-	-	-	1	1
<b>47</b>	<b>GREECE</b>	<b>1</b>	-	<b>5</b>	<b>1</b>	-	-	-	<b>7</b>	<b>3</b>	<b>10</b>
	Arm Wrestling	-	-	1	-	-	-	-	1	-	1
	Athletics	1	-	-	-	-	-	-	1	3	4
	Basketball	-	-	2	-	-	-	-	2	-	2
	Bodybuilding	-	-	1	-	-	-	-	1	-	1
	Weightlifting	-	-	1	1	-	-	-	2	-	2
<b>102</b>	<b>GRENADA</b>	-	-	-	-	-	-	-	-	<b>1</b>	<b>1</b>
	Athletics	-	-	-	-	-	-	-	-	1	1
<b>49</b>	<b>GUATEMALA</b>	-	-	<b>7</b>	<b>1</b>	-	-	-	<b>8</b>	-	<b>8</b>
	Bodybuilding	-	-	4	1	-	-	-	5	-	5
	Football	-	-	2	-	-	-	-	2	-	2
	Surfing	-	-	1	-	-	-	-	1	-	1
<b>103</b>	<b>GUINEA-BISSAU</b>	<b>1</b>	-	-	-	-	-	-	<b>1</b>	-	<b>1</b>
	Volleyball	1	-	-	-	-	-	-	1	-	1
<b>104</b>	<b>HAITI</b>	-	-	<b>1</b>	-	-	-	-	<b>1</b>	-	<b>1</b>
	Powerlifting	-	-	1	-	-	-	-	1	-	1
<b>78</b>	<b>HONDURAS</b>	-	-	<b>1</b>	<b>1</b>	-	-	-	<b>2</b>	-	<b>2</b>
	Bodybuilding	-	-	-	1	-	-	-	1	-	1
	Weightlifting	-	-	1	-	-	-	-	1	-	1
<b>105</b>	<b>HONG KONG</b>	-	-	<b>1</b>	-	-	-	-	<b>1</b>	-	<b>1</b>
	Judo	-	-	1	-	-	-	-	1	-	1
<b>34</b>	<b>HUNGARY</b>	-	<b>3</b>	<b>9</b>	<b>3</b>	-	<b>1</b>	-	<b>16</b>	-	<b>16</b>
	Arm Wrestling	-	-	-	1	-	-	-	1	-	1
	Athletics	-	-	2	-	-	-	-	2	-	2
	Bodybuilding	-	-	1	-	-	-	-	1	-	1
	Canoe/Kayak	-	1	-	-	-	-	-	1	-	1
	Cycling	-	1	3	1	-	-	-	5	-	5
	Judo	-	-	-	1	-	-	-	1	-	1
	Para-Powerlifting	-	-	1	-	-	-	-	1	-	1
	Powerlifting	-	-	2	-	-	-	-	2	-	2
	Skating	-	1	-	-	-	-	-	1	-	1
	Weightlifting	-	-	-	-	-	1	-	1	-	1
<b>106</b>	<b>ICELAND</b>	-	-	-	-	-	-	-	-	<b>1</b>	<b>1</b>
	Weightlifting	-	-	-	-	-	-	-	-	1	1

\* As indicated in the decisions received by WADA.

\*\* Based on each AAF, which may not be the same as the number of decisions rendered. A decision may refer to multiple AAFs from the same athlete.

**Table 10 - Total ADRVs from Athletes by Nationality\* and Sport (Continued)**

Ranking by Total ADRVs	Athlete Nationality - Sport	Urine				Blood			Total	Total	Total
		Out-of-Competition		In-Competition		Out-of-Competition		In-Competition	Analytical	Non-Analytical	ADRVs
		M	F	M	F	M	F	M	ADRVs**	ADRVs	ADRVs
<b>3</b>	<b>INDIA</b>	<b>37</b>	<b>3</b>	<b>84</b>	<b>25</b>	-	-	-	<b>149</b>	<b>3</b>	<b>152</b>
	Aquatics	-	-	3	-	-	-	-	3	-	3
	Archery	-	-	1	1	-	-	-	2	-	2
	Arm Wrestling	1	-	-	-	-	-	-	1	-	1
	Athletics	1	2	8	8	-	-	-	19	1	20
	Badminton	1	-	-	-	-	-	-	1	-	1
	Basketball	1	-	1	-	-	-	-	2	-	2
	Bodybuilding	24	1	31	1	-	-	-	57	-	57
	Boxing	-	-	3	1	-	-	-	4	-	4
	Cricket	-	-	4	-	-	-	-	4	-	4
	Football	-	-	1	-	-	-	-	1	-	1
	Judo	-	-	3	1	-	-	-	4	-	4
	Ju-Jitsu	-	-	1	-	-	-	-	1	-	1
	Kabaddi	1	-	-	-	-	-	-	1	-	1
	Para-Powerlifting	-	-	4	-	-	-	-	4	-	4
	Powerlifting	4	-	1	2	-	-	-	7	1	8
	Sambo	-	-	1	-	-	-	-	1	-	1
	Shooting	-	-	1	-	-	-	-	1	-	1
	Tennis	1	-	-	-	-	-	-	1	-	1
	Volleyball	-	-	1	-	-	-	-	1	-	1
	Weightlifting	1	-	14	10	-	-	-	25	-	25
	Wrestling	2	-	6	1	-	-	-	9	1	10
<b>107</b>	<b>INDONESIA</b>	-	-	-	<b>1</b>	-	-	-	<b>1</b>	-	<b>1</b>
	Weightlifting	-	-	-	1	-	-	-	1	-	1
<b>5</b>	<b>IRAN - ISLAMIC REPUBLIC OF</b>	<b>16</b>	-	<b>46</b>	<b>8</b>	-	-	-	<b>70</b>	-	<b>70</b>
	Aquatics	-	-	2	-	-	-	-	2	-	2
	Athletics	-	-	2	3	-	-	-	5	-	5
	Billiards Sports	-	-	1	-	-	-	-	1	-	1
	Canoe/Kayak	1	-	-	-	-	-	-	1	-	1
	Cycling	-	-	8	-	-	-	-	8	-	8
	Football	-	-	8	-	-	-	-	8	-	8
	Handball	-	-	3	-	-	-	-	3	-	3
	Muaythai	-	-	2	-	-	-	-	2	-	2
	Para-Athletics	2	-	1	1	-	-	-	4	-	4
	Powerlifting	-	-	2	-	-	-	-	2	-	2
	Rowing	1	-	-	-	-	-	-	1	-	1
	Shooting	-	-	1	2	-	-	-	3	-	3
	Skiing	1	-	-	-	-	-	-	1	-	1
	Volleyball	-	-	3	-	-	-	-	3	-	3
	Weightlifting	7	-	8	1	-	-	-	16	-	16
	Wrestling	2	-	5	-	-	-	-	7	-	7
	Wushu	2	-	-	1	-	-	-	3	-	3
<b>56</b>	<b>IRAQ</b>	<b>2</b>	-	<b>3</b>	<b>1</b>	-	-	-	<b>6</b>	-	<b>6</b>
	Athletics	-	-	1	-	-	-	-	1	-	1
	Muaythai	-	-	1	1	-	-	-	2	-	2
	Powerlifting	1	-	-	-	-	-	-	1	-	1
	Wrestling	1	-	1	-	-	-	-	2	-	2
<b>54</b>	<b>IRELAND</b>	<b>1</b>	-	<b>3</b>	<b>2</b>	-	-	-	<b>6</b>	<b>1</b>	<b>7</b>
	Aquatics	1	-	-	-	-	-	-	1	-	1
	Automobile Sports	-	-	1	-	-	-	-	1	-	1
	Cycling	-	-	1	-	-	-	-	1	-	1
	Football	-	-	-	-	-	-	-	-	1	1
	Tug of War	-	-	-	1	-	-	-	1	-	1
	Wrestling	-	-	1	1	-	-	-	2	-	2
<b>108</b>	<b>ISRAEL</b>	-	-	-	<b>1</b>	-	-	-	<b>1</b>	-	<b>1</b>
	Athletics	-	-	-	1	-	-	-	1	-	1

\* As indicated in the decisions received by WADA.

\*\* Based on each AAF, which may not be the same as the number of decisions rendered. A decision may refer to multiple AAFs from the same athlete.

**Table 10 - Total ADRVs from Athletes by Nationality\* and Sport (Continued)**

Ranking by Total ADRVs	Athlete Nationality - Sport	Urine				Blood			Total	Total	Total
		Out-of-Competition		In-Competition		Out-of-Competition		In-Competition	Analytical	Non-Analytical	ADRVs
		M	F	M	F	M	F	M	ADRVs**	ADRVs	ADRVs
<b>2</b>	<b>ITALY</b>	<b>3</b>	<b>1</b>	<b>78</b>	<b>20</b>	<b>1</b>	<b>-</b>	<b>1</b>	<b>104</b>	<b>53</b>	<b>157</b>
	American Football	-	-	3	-	-	-	-	3	-	3
	Aquatics	-	-	1	-	-	-	-	1	1	2
	Athletics	-	-	5	6	-	-	-	11	2	13
	Baseball	-	-	1	-	-	-	-	1	-	1
	Basketball	-	-	1	1	-	-	-	2	-	2
	Billiards Sports	-	-	1	-	-	-	-	1	-	1
	Bodybuilding	-	-	1	1	-	-	-	2	19	21
	Boules Sports	-	-	1	-	-	-	-	1	-	1
	Boxing	-	-	6	3	-	-	-	9	4	13
	Canoe/Kayak	-	-	-	-	-	-	-	-	1	1
	Cycling	3	-	26	4	1	-	1	35	12	47
	Fencing	-	-	1	-	-	-	-	1	-	1
	Field Hockey	-	-	1	-	-	-	-	1	-	1
	Football	-	-	3	1	-	-	-	4	1	5
	Football 5-a-Side	-	-	2	-	-	-	-	2	-	2
	Football 7-a-Side	-	-	-	-	-	-	-	-	1	1
	Goalball	-	-	1	-	-	-	-	1	-	1
	Golf	-	-	1	-	-	-	-	1	-	1
	Ice Hockey	-	-	2	-	-	-	-	2	-	2
	Judo	-	-	1	-	-	-	-	1	-	1
	Kickboxing	-	-	1	1	-	-	-	2	-	2
	Motorcycle Racing	-	-	1	-	-	-	-	1	-	1
	Para-Athletics	-	1	-	-	-	-	-	1	-	1
	Powerboating	-	-	1	-	-	-	-	1	-	1
	Powerlifting	-	-	1	-	-	-	-	1	2	3
	Rowing	-	-	2	2	-	-	-	4	3	7
	Rugby League	-	-	-	-	-	-	-	-	1	1
	Rugby Union	-	-	2	-	-	-	-	2	1	3
	Shooting	-	-	1	-	-	-	-	1	-	1
	Squash	-	-	-	-	-	-	-	-	1	1
	Tennis	-	-	2	-	-	-	-	2	-	2
	Triathlon	-	-	1	-	-	-	-	1	1	2
	Underwater Sports	-	-	-	-	-	-	-	-	1	1
	Volleyball	-	-	1	-	-	-	-	1	-	1
	Weightlifting	-	-	2	-	-	-	-	2	1	3
	Wrestling	-	-	4	1	-	-	-	5	-	5
	Wushu	-	-	1	-	-	-	-	1	1	2
<b>79</b>	<b>JAMAICA</b>	<b>-</b>	<b>-</b>	<b>1</b>	<b>1</b>	<b>-</b>	<b>-</b>	<b>-</b>	<b>2</b>	<b>-</b>	<b>2</b>
	Athletics	-	-	-	1	-	-	-	1	-	1
	Bodybuilding	-	-	1	-	-	-	-	1	-	1
<b>62</b>	<b>JAPAN</b>	<b>1</b>	<b>-</b>	<b>4</b>	<b>-</b>	<b>-</b>	<b>-</b>	<b>-</b>	<b>5</b>	<b>-</b>	<b>5</b>
	Aquatics	-	-	1	-	-	-	-	1	-	1
	Equestrian	-	-	1	-	-	-	-	1	-	1
	Karate	1	-	-	-	-	-	-	1	-	1
	Powerlifting	-	-	1	-	-	-	-	1	-	1
	Rowing	-	-	1	-	-	-	-	1	-	1
<b>68</b>	<b>JORDAN</b>	<b>-</b>	<b>-</b>	<b>3</b>	<b>1</b>	<b>-</b>	<b>-</b>	<b>-</b>	<b>4</b>	<b>-</b>	<b>4</b>
	Bodybuilding	-	-	3	-	-	-	-	3	-	3
	Muaythai	-	-	-	1	-	-	-	1	-	1

\* As indicated in the decisions received by WADA.

\*\* Based on each AAF, which may not be the same as the number of decisions rendered. A decision may refer to multiple AAFs from the same athlete.

**Table 10 - Total ADRVs from Athletes by Nationality\* and Sport (Continued)**

Ranking by Total ADRVs	Athlete Nationality - Sport	Urine				Blood			Total	Total	Total
		Out-of-Competition		In-Competition		Out-of-Competition		In-Competition	Analytical	Non-Analytical	ADRVs
		M	F	M	F	M	F	M	ADRVs**	ADRVs	ADRVs
<b>8</b>	<b>KAZAKHSTAN</b>	<b>10</b>	<b>2</b>	<b>19</b>	<b>7</b>	-	-	-	<b>38</b>	<b>11</b>	<b>49</b>
	Arm Wrestling	1	-	4	2	-	-	-	7	-	7
	Athletics	1	-	1	-	-	-	-	2	-	2
	Biathlon	-	-	-	-	-	-	-	-	9	9
	Canoe/Kayak	-	1	-	-	-	-	-	1	-	1
	Cycling	1	-	1	-	-	-	-	2	1	3
	Football	-	-	1	-	-	-	-	1	-	1
	Gymnastics	1	-	-	-	-	-	-	1	-	1
	Ice Hockey	1	-	-	-	-	-	-	1	-	1
	Judo	-	-	1	1	-	-	-	2	-	2
	Kettlebell Lifting	-	-	3	-	-	-	-	3	-	3
	Mixed Martial Arts	-	-	-	1	-	-	-	1	-	1
	Para-Swimming	-	-	1	-	-	-	-	1	-	1
	Powerlifting	1	-	-	-	-	-	-	1	-	1
	Sambo	2	-	1	-	-	-	-	3	-	3
	Tennis	-	-	1	-	-	-	-	1	-	1
	Weightlifting	1	1	5	2	-	-	-	9	1	10
	Wrestling	1	-	-	1	-	-	-	2	-	2
<b>17</b>	<b>KENYA</b>	<b>1</b>	<b>1</b>	<b>14</b>	<b>6</b>	-	-	-	<b>22</b>	<b>8</b>	<b>30</b>
	Aquatics	-	-	1	-	-	-	-	1	-	1
	Athletics	1	1	13	6	-	-	-	21	8	29
<b>109</b>	<b>KOREA - DEMOCRATIC PEOPLE'S</b>	-	-	-	<b>1</b>	-	-	-	<b>1</b>	-	<b>1</b>
	Judo	-	-	-	1	-	-	-	1	-	1
<b>18</b>	<b>KOREA - REPUBLIC OF</b>	<b>9</b>	-	<b>10</b>	<b>8</b>	<b>1</b>	-	-	<b>28</b>	<b>2</b>	<b>30</b>
	Aquatics	-	-	-	2	-	-	-	2	-	2
	Archery	-	-	-	1	-	-	-	1	-	1
	Athletics	-	-	1	2	-	-	-	3	-	3
	Baseball	2	-	1	-	-	-	-	3	1	4
	Bodybuilding	5	-	2	1	1	-	-	9	1	10
	Canoe/Kayak	1	-	1	-	-	-	-	2	-	2
	Fencing	-	-	-	1	-	-	-	1	-	1
	Para-Athletics	-	-	2	-	-	-	-	2	-	2
	Para-Ice Hockey	-	-	1	-	-	-	-	1	-	1
	Para-Powerlifting	-	-	-	1	-	-	-	1	-	1
	Weightlifting	1	-	2	-	-	-	-	3	-	3
<b>28</b>	<b>LATVIA</b>	<b>1</b>	-	<b>10</b>	<b>2</b>	-	-	-	<b>13</b>	<b>4</b>	<b>17</b>
	Athletics	1	-	1	-	-	-	-	2	-	2
	Bodybuilding	-	-	1	1	-	-	-	2	-	2
	Floorball	-	-	-	1	-	-	-	1	-	1
	Ice Hockey	-	-	1	-	-	-	-	1	-	1
	Judo	-	-	1	-	-	-	-	1	-	1
	Kickboxing	-	-	1	-	-	-	-	1	-	1
	Motorcycle Racing	-	-	2	-	-	-	-	2	-	2
	Powerlifting	-	-	2	-	-	-	-	2	2	4
	Rugby League	-	-	-	-	-	-	-	-	1	1
	Sambo	-	-	-	-	-	-	-	-	1	1
	Weightlifting	-	-	1	-	-	-	-	1	-	1
<b>80</b>	<b>LEBANON</b>	-	-	<b>1</b>	<b>1</b>	-	-	-	<b>2</b>	-	<b>2</b>
	Basketball	-	-	1	-	-	-	-	1	-	1
	Muaythai	-	-	-	1	-	-	-	1	-	1
<b>81</b>	<b>LESOTHO</b>	-	-	<b>2</b>	-	-	-	-	<b>2</b>	-	<b>2</b>
	Athletics	-	-	2	-	-	-	-	2	-	2
<b>110</b>	<b>LIBYA, STATE OF</b>	<b>1</b>	-	-	-	-	-	-	<b>1</b>	-	<b>1</b>
	Judo	1	-	-	-	-	-	-	1	-	1
<b>40</b>	<b>LITHUANIA</b>	-	-	<b>10</b>	-	-	-	-	<b>10</b>	<b>3</b>	<b>13</b>
	Aquatics	-	-	-	-	-	-	-	-	1	1
	Bodybuilding	-	-	4	-	-	-	-	4	2	6
	Judo	-	-	1	-	-	-	-	1	-	1
	Powerlifting	-	-	4	-	-	-	-	4	-	4
	Rugby Union	-	-	1	-	-	-	-	1	-	1

\* As indicated in the decisions received by WADA.

\*\* Based on each AAF, which may not be the same as the number of decisions rendered. A decision may refer to multiple AAFs from the same athlete.

**Table 10 - Total ADRVs from Athletes by Nationality\* and Sport (Continued)**

Ranking by Total ADRVs	Athlete Nationality - Sport	Urine				Blood			Total	Total	Total
		Out-of-Competition		In-Competition		Out-of-Competition		In-Competition	Analytical	Non-Analytical	ADRVs
		M	F	M	F	M	F	M	ADRVs**	ADRVs	ADRVs
<b>73</b>	<b>MALTA</b>	-	-	<b>3</b>	-	-	-	-	<b>3</b>	-	<b>3</b>
	Football	-	-	1	-	-	-	-	1	-	1
	Powerlifting	-	-	2	-	-	-	-	2	-	2
<b>111</b>	<b>MAURITIUS</b>	-	-	-	<b>1</b>	-	-	-	<b>1</b>	-	<b>1</b>
	Badminton	-	-	-	1	-	-	-	1	-	1
<b>29</b>	<b>MEXICO</b>	<b>3</b>	<b>1</b>	<b>7</b>	<b>4</b>	-	-	-	<b>15</b>	<b>2</b>	<b>17</b>
	American Football	1	-	-	-	-	-	-	1	-	1
	Athletics	-	-	-	1	-	-	-	1	1	2
	Baseball	2	-	-	-	-	-	-	2	-	2
	Cycling	-	-	1	1	-	-	-	2	-	2
	Football	-	-	1	-	-	-	-	1	-	1
	Ju-Jitsu	-	-	1	-	-	-	-	1	-	1
	Powerlifting	-	-	3	1	-	-	-	4	-	4
	Taekwondo	-	1	-	-	-	-	-	1	-	1
	Weightlifting	-	-	-	1	-	-	-	1	1	2
	Wrestling	-	-	1	-	-	-	-	1	-	1
<b>74</b>	<b>MOLDOVA - REPUBLIC OF</b>	<b>1</b>	-	-	-	-	-	-	<b>1</b>	<b>2</b>	<b>3</b>
	Judo	1	-	-	-	-	-	-	1	-	1
	Weightlifting	-	-	-	-	-	-	-	-	1	1
<b>57</b>	<b>MONGOLIA</b>	-	-	<b>5</b>	<b>1</b>	-	-	-	<b>6</b>	-	<b>6</b>
	Bodybuilding	-	-	3	-	-	-	-	3	-	3
	Powerlifting	-	-	1	1	-	-	-	2	-	2
	Wrestling	-	-	1	-	-	-	-	1	-	1
<b>35</b>	<b>MOROCCO</b>	<b>5</b>	<b>1</b>	<b>8</b>	-	-	-	<b>1</b>	<b>15</b>	-	<b>15</b>
	Athletics	3	1	7	-	-	-	1	12	-	12
	Bodybuilding	1	-	-	-	-	-	-	1	-	1
	Football	-	-	1	-	-	-	-	1	-	1
	Weightlifting	1	-	-	-	-	-	-	1	-	1
<b>112</b>	<b>NAURU</b>	-	-	<b>1</b>	-	-	-	-	<b>1</b>	-	<b>1</b>
	Powerlifting	-	-	1	-	-	-	-	1	-	1
<b>43</b>	<b>NETHERLANDS</b>	-	-	<b>7</b>	<b>2</b>	-	-	-	<b>9</b>	<b>2</b>	<b>11</b>
	Cricket	-	-	1	-	-	-	-	1	-	1
	Cycling	-	-	1	2	-	-	-	3	-	3
	Karate	-	-	1	-	-	-	-	1	-	1
	Powerlifting	-	-	2	-	-	-	-	2	1	3
	Rugby Union	-	-	1	-	-	-	-	1	-	1
	Skating	-	-	-	-	-	-	-	-	1	1
	Waterskiing	-	-	1	-	-	-	-	1	-	1
<b>36</b>	<b>NEW ZEALAND</b>	<b>2</b>	-	<b>2</b>	<b>1</b>	-	-	-	<b>5</b>	<b>10</b>	<b>15</b>
	Canoe/Kayak	-	-	1	-	-	-	-	1	-	1
	Gymnastics	-	-	1	-	-	-	-	1	-	1
	Powerlifting	1	-	-	1	-	-	-	2	-	2
	Rugby League	-	-	-	-	-	-	-	-	1	1
	Rugby Union	1	-	-	-	-	-	-	1	8	9
	Surfing	-	-	-	-	-	-	-	-	1	1
<b>113</b>	<b>NICARAGUA</b>	<b>1</b>	-	-	-	-	-	-	<b>1</b>	-	<b>1</b>
	Powerlifting	1	-	-	-	-	-	-	1	-	1

\* As indicated in the decisions received by WADA.

\*\* Based on each AAF, which may not be the same as the number of decisions rendered. A decision may refer to multiple AAFs from the same athlete.

**Table 10 - Total ADRVs from Athletes by Nationality\* and Sport (Continued)**

Ranking by Total ADRVs	Athlete Nationality - Sport	Urine				Blood			Total	Total	Total
		Out-of-Competition		In-Competition		Out-of-Competition		In-Competition	Analytical	Non-Analytical	ADRVs
		M	F	M	F	M	F	M	ADRVs**	ADRVs	ADRVs
<b>37</b>	<b>NIGERIA</b>	<b>2</b>	<b>4</b>	<b>3</b>	<b>6</b>	-	-	-	<b>15</b>	-	<b>15</b>
	Athletics	1	2	1	2	-	-	-	6	-	6
	Badminton	-	-	1	-	-	-	-	1	-	1
	Para-Powerlifting	-	-	-	1	-	-	-	1	-	1
	Weightlifting	-	2	-	3	-	-	-	5	-	5
	Wrestling	1	-	1	-	-	-	-	2	-	2
<b>41</b>	<b>NORWAY</b>	<b>3</b>	-	<b>7</b>	-	-	-	-	<b>10</b>	<b>2</b>	<b>12</b>
	American Football	1	-	2	-	-	-	-	3	1	4
	Arm Wrestling	1	-	-	-	-	-	-	1	-	1
	Cheer	-	-	1	-	-	-	-	1	-	1
	Cycling	1	-	-	-	-	-	-	1	-	1
	Football	-	-	1	-	-	-	-	1	-	1
	Ice Hockey	-	-	1	-	-	-	-	1	-	1
	Kickboxing	-	-	1	-	-	-	-	1	-	1
	Powerlifting	-	-	-	-	-	-	-	-	1	1
	Weightlifting	-	-	1	-	-	-	-	1	-	1
<b>114</b>	<b>PALAU</b>	-	-	<b>1</b>	-	-	-	-	<b>1</b>	-	<b>1</b>
	Wrestling	-	-	1	-	-	-	-	1	-	1
<b>63</b>	<b>PANAMA</b>	-	-	<b>5</b>	-	-	-	-	<b>5</b>	-	<b>5</b>
	Baseball	-	-	2	-	-	-	-	2	-	2
	Cycling	-	-	1	-	-	-	-	1	-	1
	Football	-	-	2	-	-	-	-	2	-	2
<b>48</b>	<b>PARAGUAY</b>	<b>2</b>	-	<b>8</b>	-	-	-	-	<b>10</b>	-	<b>10</b>
	Athletics	1	-	-	-	-	-	-	1	-	1
	Basketball	-	-	1	-	-	-	-	1	-	1
	Bodybuilding	1	-	1	-	-	-	-	2	-	2
	Football	-	-	4	-	-	-	-	4	-	4
	Rugby Union	-	-	2	-	-	-	-	2	-	2
<b>38</b>	<b>PERU</b>	<b>5</b>	-	<b>9</b>	-	-	-	-	<b>14</b>	-	<b>14</b>
	Aquatics	5	-	1	-	-	-	-	6	-	6
	Athletics	-	-	2	-	-	-	-	2	-	2
	Cycling	-	-	4	-	-	-	-	4	-	4
	Football	-	-	1	-	-	-	-	1	-	1
	Tennis	-	-	1	-	-	-	-	1	-	1
<b>9</b>	<b>POLAND</b>	<b>10</b>	-	<b>25</b>	<b>3</b>	-	-	-	<b>38</b>	<b>9</b>	<b>47</b>
	Aquatics	-	-	1	-	-	-	-	1	-	1
	Athletics	-	-	1	-	-	-	-	1	-	1
	Basketball	-	-	1	-	-	-	-	1	-	1
	Bodybuilding	4	-	4	2	-	-	-	10	2	12
	Canoe/Kayak	2	-	-	-	-	-	-	2	-	2
	Fencing	-	-	1	-	-	-	-	1	-	1
	Field Hockey	-	-	1	-	-	-	-	1	-	1
	Football	-	-	2	-	-	-	-	2	6	8
	Judo	1	-	2	-	-	-	-	3	-	3
	Para-Powerlifting	-	-	2	1	-	-	-	3	-	3
	Powerlifting	-	-	2	-	-	-	-	2	-	2
	Rowing	2	-	-	-	-	-	-	2	1	3
	Rugby Union	1	-	4	-	-	-	-	5	-	5
	Sambo	-	-	1	-	-	-	-	1	-	1
	Weightlifting	-	-	2	-	-	-	-	2	-	2
	Wrestling	-	-	1	-	-	-	-	1	-	1

\* As indicated in the decisions received by WADA.

\*\* Based on each AAF, which may not be the same as the number of decisions rendered. A decision may refer to multiple AAFs from the same athlete.

**Table 10 - Total ADRVs from Athletes by Nationality\* and Sport (Continued)**

Ranking by Total ADRVs	Athlete Nationality - Sport	Urine				Blood			Total	Total	Total
		Out-of-Competition		In-Competition		Out-of-Competition		In-Competition	Analytical	Non-Analytical	ADRVs
		M	F	M	F	M	F	M	ADRVs**	ADRVs	ADRVs
<b>22</b>	<b>PORTUGAL</b>	-	-	<b>19</b>	<b>6</b>	-	-	-	<b>25</b>	<b>1</b>	<b>26</b>
	Athletics	-	-	1	-	-	-	-	1	-	1
	Automobile Sports	-	-	3	-	-	-	-	3	-	3
	Boxing	-	-	1	-	-	-	-	1	-	1
	Cycling	-	-	4	3	-	-	-	7	-	7
	Draughts	-	-	1	-	-	-	-	1	-	1
	Kickboxing	-	-	5	-	-	-	-	5	-	5
	Motorcycle Racing	-	-	1	-	-	-	-	1	-	1
	Muaythai	-	-	1	-	-	-	-	1	-	1
	Rowing	-	-	-	2	-	-	-	2	-	2
	Rugby League	-	-	1	-	-	-	-	1	-	1
	Shooting	-	-	-	1	-	-	-	1	-	1
	Triathlon	-	-	1	-	-	-	-	1	-	1
	Wrestling	-	-	-	-	-	-	-	-	1	1
<b>115</b>	<b>PUERTO RICO</b>	-	-	<b>1</b>	-	-	-	-	<b>1</b>	-	<b>1</b>
	Para-Powerlifting	-	-	1	-	-	-	-	1	-	1
<b>75</b>	<b>QATAR</b>	<b>2</b>	-	-	-	-	-	-	<b>2</b>	<b>1</b>	<b>3</b>
	Curling	1	-	-	-	-	-	-	1	-	1
	Handball	-	-	-	-	-	-	-	-	1	1
	Para-Athletics	1	-	-	-	-	-	-	1	-	1
<b>58</b>	<b>ROMANIA</b>	<b>1</b>	<b>1</b>	<b>2</b>	<b>2</b>	-	-	-	<b>6</b>	-	<b>6</b>
	Athletics	-	-	1	1	-	-	-	2	-	2
	Boxing	-	-	-	1	-	-	-	1	-	1
	Rugby Union	1	-	-	-	-	-	-	1	-	1
	Sambo	-	1	-	-	-	-	-	1	-	1
	Weightlifting	-	-	1	-	-	-	-	1	-	1
<b>1</b>	<b>RUSSIAN FEDERATION</b>	<b>13</b>	<b>5</b>	<b>49</b>	<b>31</b>	-	<b>1</b>	-	<b>99</b>	<b>68</b>	<b>167</b>
	Aquatics	-	-	1	1	-	-	-	2	2	4
	Arm Wrestling	-	-	1	1	-	-	-	2	-	2
	Athletics	2	2	6	8	-	-	-	18	17	35
	Bandy	-	-	1	-	-	-	-	1	-	1
	Baseball	-	-	2	-	-	-	-	2	-	2
	Basketball	-	-	1	-	-	-	-	1	-	1
	Biathlon	-	-	-	-	-	-	-	-	6	6
	Bobsleigh	-	-	-	-	-	-	-	-	2	2
	Bodybuilding	-	-	-	3	-	-	-	3	-	3
	Boxing	1	-	-	-	-	-	-	1	4	5
	Canoe/Kayak	2	1	-	-	-	-	-	3	3	6
	Cycling	-	-	3	2	-	-	-	5	-	5
	Football	-	-	1	1	-	-	-	2	-	2
	Football 7-a-Side	-	-	1	-	-	-	-	1	-	1
	Gymnastics	-	-	-	-	-	-	-	-	4	4
	Ice Hockey	-	-	2	-	-	-	-	2	-	2
	Jiu-Jitsu	-	-	-	-	-	-	-	-	1	1
	Judo	-	1	3	2	-	-	-	6	-	6
	Karate	-	-	-	1	-	-	-	1	-	1
	Kettlebell Lifting	-	-	1	1	-	-	-	2	-	2
	Mixed Martial Arts	-	-	2	-	-	-	-	2	1	3
	Para-Athletics	1	-	-	-	-	-	-	1	-	1
	Para-Cross Country Skiing	-	-	-	-	-	-	-	-	1	1
	Para-Powerlifting	1	-	3	-	-	-	-	4	-	4
	Para-Snowboard	-	-	1	-	-	-	-	1	-	1
	Powerlifting	2	-	3	4	-	-	-	9	5	14
	Roller Sports	-	-	-	-	-	-	-	-	2	2
	Rowing	-	-	-	-	-	-	-	-	2	2
	Rugby League	-	-	-	-	-	-	-	-	1	1
	Rugby Union	1	-	-	-	-	-	-	1	-	1

\* As indicated in the decisions received by WADA.

\*\* Based on each AAF, which may not be the same as the number of decisions rendered. A decision may refer to multiple AAFs from the same athlete.

**Table 10 - Total ADRVs from Athletes by Nationality\* and Sport (Continued)**

Ranking by Total ADRVs	Athlete Nationality - Sport	Urine				Blood				Total	Total	Total
		Out-of-Competition		In-Competition		Out-of-Competition		In-Competition		Analytical	Non-Analytical	ADRVs
		M	F	M	F	M	F	M	F	ADRVs**	ADRVs	ADRVs
	Sambo	-	-	2	1	-	-	-	-	3	-	3
	Shooting	-	-	-	-	-	-	-	-	-	1	1
	Shooting Para Sport	1	-	-	-	-	-	-	-	1	-	1
	Skating	-	-	-	1	-	-	-	-	1	-	1
	Skiing	-	-	4	-	-	-	-	-	4	4	8
	Sumo	2	-	-	-	-	-	-	-	2	-	2
	Taekwondo	-	-	1	-	-	-	-	-	1	-	1
	Tennis	-	-	1	-	-	-	-	-	1	-	1
	Volleyball	-	-	-	-	-	-	-	-	-	1	1
	Weightlifting	-	1	5	5	-	1	-	-	12	9	21
	Wrestling	-	-	4	-	-	-	-	-	4	2	6
<b>50</b>	<b>SAUDI ARABIA</b>	-	-	<b>8</b>	-	-	-	-	-	<b>8</b>	-	<b>8</b>
	Football	-	-	4	-	-	-	-	-	4	-	4
	Judo	-	-	1	-	-	-	-	-	1	-	1
	Volleyball	-	-	2	-	-	-	-	-	2	-	2
	Weightlifting	-	-	1	-	-	-	-	-	1	-	1
<b>82</b>	<b>SCOTLAND</b>	-	-	<b>1</b>	-	-	-	-	-	<b>1</b>	<b>1</b>	<b>2</b>
	Football	-	-	1	-	-	-	-	-	1	-	1
	Rugby Union	-	-	-	-	-	-	-	-	-	1	1
<b>44</b>	<b>SERBIA</b>	-	-	<b>9</b>	<b>2</b>	-	-	-	-	<b>11</b>	-	<b>11</b>
	American Football	-	-	1	-	-	-	-	-	1	-	1
	Athletics	-	-	1	-	-	-	-	-	1	-	1
	Automobile Sports	-	-	1	-	-	-	-	-	1	-	1
	Billiards Sports	-	-	1	-	-	-	-	-	1	-	1
	Bodybuilding	-	-	1	1	-	-	-	-	2	-	2
	Boxing	-	-	2	-	-	-	-	-	2	-	2
	Kickboxing	-	-	1	-	-	-	-	-	1	-	1
	Powerlifting	-	-	-	1	-	-	-	-	1	-	1
	Rugby League	-	-	1	-	-	-	-	-	1	-	1
<b>69</b>	<b>SINGAPORE</b>	-	-	<b>4</b>	-	-	-	-	-	<b>4</b>	-	<b>4</b>
	Dragon Boat	-	-	4	-	-	-	-	-	4	-	4
<b>51</b>	<b>SLOVAKIA</b>	-	-	<b>7</b>	<b>1</b>	-	-	-	-	<b>8</b>	-	<b>8</b>
	Aquatics	-	-	1	-	-	-	-	-	1	-	1
	Bodybuilding	-	-	2	1	-	-	-	-	3	-	3
	Boxing	-	-	2	-	-	-	-	-	2	-	2
	Handball	-	-	1	-	-	-	-	-	1	-	1
	Weightlifting	-	-	1	-	-	-	-	-	1	-	1
<b>70</b>	<b>SLOVENIA</b>	-	-	<b>2</b>	-	-	-	-	-	<b>2</b>	<b>2</b>	<b>4</b>
	Cycling	-	-	-	-	-	-	-	-	-	2	2
	Football	-	-	1	-	-	-	-	-	1	-	1
	Powerlifting	-	-	1	-	-	-	-	-	1	-	1
<b>14</b>	<b>SOUTH AFRICA</b>	<b>10</b>	<b>1</b>	<b>22</b>	<b>8</b>	-	-	-	-	<b>41</b>	<b>1</b>	<b>42</b>
	Aquatics	1	-	-	-	-	-	-	-	1	-	1
	Athletics	-	-	2	2	-	-	-	-	4	1	5
	Bodybuilding	1	1	9	1	-	-	-	-	12	-	12
	Mixed Martial Arts	-	-	1	1	-	-	-	-	2	-	2
	Netball	-	-	-	3	-	-	-	-	3	-	3
	Para-Athletics	-	-	1	-	-	-	-	-	1	-	1
	Powerlifting	-	-	2	1	-	-	-	-	3	-	3
	Rugby Union	8	-	7	-	-	-	-	-	15	-	15
<b>16</b>	<b>SPAIN</b>	<b>3</b>	-	<b>16</b>	<b>6</b>	-	-	-	-	<b>25</b>	<b>7</b>	<b>32</b>
	Arm Wrestling	-	-	1	-	-	-	-	-	1	-	1
	Athletics	-	-	4	2	-	-	-	-	6	-	6
	Automobile Sports	-	-	1	-	-	-	-	-	1	-	1
	Canoe/Kayak	-	-	-	1	-	-	-	-	1	-	1
	Cycling	2	-	7	-	-	-	-	-	9	6	15
	Handball	-	-	1	-	-	-	-	-	1	-	1
	Kickboxing	-	-	1	1	-	-	-	-	2	-	2
	Rowing	1	-	-	-	-	-	-	-	1	-	1
	Triathlon	-	-	1	-	-	-	-	-	1	-	1
	Waterskiing	-	-	-	1	-	-	-	-	1	-	1
	Weightlifting	-	-	-	1	-	-	-	-	1	1	2

\* As indicated in the decisions received by WADA.

\*\* Based on each AAF, which may not be the same as the number of decisions rendered. A decision may refer to multiple AAFs from the same athlete.



**Table 10 - Total ADRVs from Athletes by Nationality\* and Sport (Continued)**

Ranking by Total ADRVs	Athlete Nationality - Sport	Urine				Blood			Total	Total	Total
		Out-of-Competition		In-Competition		Out-of-Competition		In-Competition	Analytical	Non-Analytical	ADRVs
		M	F	M	F	M	F	M	ADRVs**	ADRVs	ADRVs
<b>59</b>	<b>SRI LANKA</b>	<b>1</b>	-	<b>5</b>	-	-	-	-	<b>6</b>	-	<b>6</b>
	Athletics	-	-	2	-	-	-	-	2	-	2
	Cycling	-	-	2	-	-	-	-	2	-	2
	Rugby League	1	-	-	-	-	-	-	1	-	1
	Wrestling	-	-	1	-	-	-	-	1	-	1
<b>116</b>	<b>SUDAN</b>	<b>1</b>	-	-	-	-	-	-	<b>1</b>	-	<b>1</b>
	Weightlifting	1	-	-	-	-	-	-	1	-	1
<b>23</b>	<b>SWEDEN</b>	<b>6</b>	<b>1</b>	<b>15</b>	<b>1</b>	-	-	-	<b>23</b>	<b>1</b>	<b>24</b>
	American Football	1	-	1	-	-	-	-	2	-	2
	Arm Wrestling	-	-	1	-	-	-	-	1	-	1
	Athletics	1	1	-	-	-	-	-	2	1	3
	Basketball	-	-	1	-	-	-	-	1	-	1
	Boxing	1	-	-	-	-	-	-	1	-	1
	Friskis & Svettis	1	-	-	-	-	-	-	1	-	1
	Handball	-	-	1	-	-	-	-	1	-	1
	Ice Hockey	-	-	1	-	-	-	-	1	-	1
	Ju-Jitsu	-	-	-	1	-	-	-	1	-	1
	Mixed Martial Arts	-	-	1	-	-	-	-	1	-	1
	Motorcycle Racing	-	-	1	-	-	-	-	1	-	1
	Muaythai	-	-	1	-	-	-	-	1	-	1
	Powerlifting	2	-	1	-	-	-	-	3	-	3
	Rowing	-	-	1	-	-	-	-	1	-	1
	Rugby Union	-	-	5	-	-	-	-	5	-	5
<b>64</b>	<b>SWITZERLAND</b>	<b>1</b>	-	-	<b>1</b>	-	-	-	<b>2</b>	<b>3</b>	<b>5</b>
	Cycling	1	-	-	-	-	-	-	1	1	2
	Football	-	-	-	-	-	-	-	-	2	2
	Tennis	-	-	-	1	-	-	-	1	-	1
<b>117</b>	<b>SYRIAN ARAB REPUBLIC</b>	-	-	-	<b>1</b>	-	-	-	<b>1</b>	-	<b>1</b>
	Weightlifting	-	-	-	1	-	-	-	1	-	1
<b>83</b>	<b>TAJKISTAN</b>	-	-	<b>2</b>	-	-	-	-	<b>2</b>	-	<b>2</b>
	Judo	-	-	1	-	-	-	-	1	-	1
	Sambo	-	-	1	-	-	-	-	1	-	1
<b>55</b>	<b>THAILAND</b>	-	-	<b>7</b>	-	-	-	-	<b>7</b>	-	<b>7</b>
	Bodybuilding	-	-	2	-	-	-	-	2	-	2
	Muaythai	-	-	1	-	-	-	-	1	-	1
	Para-Athletics	-	-	1	-	-	-	-	1	-	1
	Powerlifting	-	-	1	-	-	-	-	1	-	1
	Weightlifting	-	-	2	-	-	-	-	2	-	2
<b>76</b>	<b>TUNISIA</b>	-	-	<b>2</b>	<b>1</b>	-	-	-	<b>3</b>	-	<b>3</b>
	Muaythai	-	-	1	1	-	-	-	2	-	2
	Sambo	-	-	1	-	-	-	-	1	-	1
<b>19</b>	<b>TURKEY</b>	-	<b>1</b>	<b>22</b>	<b>3</b>	-	-	-	<b>26</b>	<b>3</b>	<b>29</b>
	Aquatics	-	1	-	-	-	-	-	1	1	2
	Arm Wrestling	-	-	1	-	-	-	-	1	-	1
	Athletics	-	-	1	-	-	-	-	1	1	2
	Bodybuilding	-	-	19	3	-	-	-	22	1	23
	Football	-	-	1	-	-	-	-	1	-	1
<b>71</b>	<b>TURKMENISTAN</b>	<b>2</b>	-	<b>2</b>	-	-	-	-	<b>4</b>	-	<b>4</b>
	Football	-	-	1	-	-	-	-	1	-	1
	Kickboxing	1	-	-	-	-	-	-	1	-	1
	Sambo	1	-	-	-	-	-	-	1	-	1
	Wrestling	-	-	1	-	-	-	-	1	-	1
<b>84</b>	<b>UGANDA</b>	-	-	<b>2</b>	-	-	-	-	<b>2</b>	-	<b>2</b>
	Athletics	-	-	2	-	-	-	-	2	-	2

\* As indicated in the decisions received by WADA.

\*\* Based on each AAF, which may not be the same as the number of decisions rendered. A decision may refer to multiple AAFs from the same athlete.

**Table 10 - Total ADRVs from Athletes by Nationality\* and Sport (Continued)**

Ranking by Total ADRVs	Athlete Nationality - Sport	Urine				Blood			Total Analytical	Total Non-Analytical	Total
		Out-of-Competition		In-Competition		Out-of-Competition		In-Competition	ADRVs**	ADRVs	ADRVs
		M	F	M	F	M	F	M			
<b>10</b>	<b>UKRAINE</b>	<b>9</b>	<b>5</b>	<b>20</b>	<b>8</b>	<b>1</b>	<b>-</b>	<b>-</b>	<b>43</b>	<b>3</b>	<b>46</b>
	Aquatics	-	1	2	-	-	-	-	3	-	3
	Athletics	1	2	-	1	-	-	-	4	3	7
	Basketball	1	-	1	-	-	-	-	2	-	2
	Biathlon	-	-	1	-	-	-	-	1	-	1
	Bodybuilding	-	-	-	2	-	-	-	2	-	2
	Canoe/Kayak	1	-	1	-	-	-	-	2	-	2
	Cycling	1	-	1	2	-	-	-	4	-	4
	Football	-	-	1	-	-	-	-	1	-	1
	Gymnastics	-	1	-	-	-	-	-	1	-	1
	Judo	1	-	-	-	-	-	-	1	-	1
	Kettlebell Lifting	-	-	1	-	-	-	-	1	-	1
	Powerlifting	2	-	6	-	-	-	-	8	-	8
	Rowing	-	-	3	1	-	-	-	4	-	4
	Skating	-	-	-	1	-	-	-	1	-	1
	Sumo	-	-	1	-	-	-	-	1	-	1
	Triathlon	-	-	-	-	1	-	-	1	-	1
	Weightlifting	2	1	2	1	-	-	-	6	-	6
<b>85</b>	<b>UNITED ARAB EMIRATES</b>	<b>-</b>	<b>-</b>	<b>2</b>	<b>-</b>	<b>-</b>	<b>-</b>	<b>-</b>	<b>2</b>	<b>-</b>	<b>2</b>
	Bodybuilding	-	-	1	-	-	-	-	1	-	1
	Football	-	-	1	-	-	-	-	1	-	1
<b>12</b>	<b>UNITED KINGDOM</b>	<b>7</b>	<b>1</b>	<b>17</b>	<b>-</b>	<b>-</b>	<b>-</b>	<b>-</b>	<b>25</b>	<b>19</b>	<b>44</b>
	Athletics	-	-	1	-	-	-	-	1	3	4
	Automobile Sports	-	-	-	-	-	-	-	-	1	1
	Basketball	-	-	3	-	-	-	-	3	-	3
	Boxing	-	1	1	-	-	-	-	2	1	3
	Cycling	-	-	-	-	-	-	-	-	1	1
	Football	-	-	3	-	-	-	-	3	2	5
	Powerlifting	-	-	3	-	-	-	-	3	-	3
	Rowing	-	-	-	-	-	-	-	-	3	3
	Rugby League	2	-	1	-	-	-	-	3	1	4
	Rugby Union	5	-	5	-	-	-	-	10	3	13
	Weightlifting	-	-	-	-	-	-	-	-	3	3
	Wrestling	-	-	-	-	-	-	-	-	1	1

\* As indicated in the decisions received by WADA.

\*\* Based on each AAF, which may not be the same as the number of decisions rendered. A decision may refer to multiple AAFs from the same athlete.

**Table 10 - Total ADRVs from Athletes by Nationality\* and Sport (Continued)**

Ranking by Total ADRVs	Athlete Nationality - Sport	Urine				Blood			Total	Total	Total
		Out-of-Competition		In-Competition		Out-of-Competition	In-Competition	Analytical	Non-Analytical	ADRVs	
		M	F	M	F	M	F	M	ADRVs**	ADRVs	ADRVs
<b>7</b>	<b>UNITED STATES</b>	<b>4</b>	<b>5</b>	<b>22</b>	<b>14</b>	-	-	-	<b>45</b>	<b>17</b>	<b>62</b>
	American Football	-	-	1	-	-	-	-	1	-	1
	Aquatics	-	-	-	-	-	-	-	-	2	2
	Athletics	-	-	2	-	-	-	-	2	5	7
	Basketball	-	-	1	-	-	-	-	1	-	1
	Bobsleigh	-	-	-	-	-	-	-	-	1	1
	Bodybuilding	-	-	-	1	-	-	-	1	-	1
	Boxing	-	-	-	-	-	-	-	-	1	1
	Cycling	1	-	2	1	-	-	-	4	-	4
	Goalball	-	-	-	-	-	-	-	-	1	1
	Gymnastics	-	-	-	-	-	-	-	-	1	1
	Jiu-Jitsu	-	-	1	-	-	-	-	1	-	1
	Karate	-	-	-	1	-	-	-	1	-	1
	Para-Athletics	-	-	-	1	-	-	-	1	-	1
	Powerboating	-	-	1	-	-	-	-	1	-	1
	Powerlifting	-	-	2	-	-	-	-	2	-	2
	Racquetball	-	-	-	2	-	-	-	2	-	2
	Rugby Union	1	-	-	-	-	-	-	1	-	1
	Taekwondo	-	2	-	-	-	-	-	2	-	2
	Tennis	1	-	-	1	-	-	-	2	2	4
	Triathlon	-	-	2	2	-	-	-	4	2	6
	Volleyball	-	-	1	-	-	-	-	1	-	1
	Weightlifting	1	3	9	5	-	-	-	18	2	20
<b>65</b>	<b>URUGUAY</b>	<b>1</b>	-	<b>3</b>	<b>1</b>	-	-	-	<b>5</b>	-	<b>5</b>
	Aquatics	1	-	-	-	-	-	-	1	-	1
	Cycling	-	-	2	1	-	-	-	3	-	3
	Football	-	-	1	-	-	-	-	1	-	1
<b>30</b>	<b>UZBEKISTAN</b>	<b>4</b>	<b>4</b>	<b>4</b>	<b>3</b>	<b>1</b>	-	-	<b>16</b>	<b>1</b>	<b>17</b>
	Aquatics	-	-	-	1	-	-	-	1	-	1
	Athletics	-	3	-	-	-	-	-	3	-	3
	Boxing	1	-	-	-	-	-	-	1	1	2
	Football	-	-	1	-	-	-	-	1	-	1
	Karate	-	-	-	1	-	-	-	1	-	1
	Kurash	-	-	1	1	-	-	-	2	-	2
	Para-Athletics	1	-	-	-	-	-	-	1	-	1
	Para-Powerlifting	1	-	-	-	-	-	-	1	-	1
	Para-Swimming	-	1	-	-	-	-	-	1	-	1
	Triathlon	-	-	1	-	-	-	-	1	-	1
	Weightlifting	-	-	-	-	1	-	-	1	-	1
	Wrestling	1	-	1	-	-	-	-	2	-	2
<b>60</b>	<b>VENEZUELA</b>	<b>1</b>	-	<b>3</b>	-	-	-	<b>1</b>	<b>5</b>	<b>1</b>	<b>6</b>
	Cycling	1	-	2	-	-	-	1	4	1	5
	Rugby Union	-	-	1	-	-	-	-	1	-	1
<b>86</b>	<b>VIET NAM</b>	<b>1</b>	<b>1</b>	-	-	-	-	-	<b>2</b>	-	<b>2</b>
	Weightlifting	1	1	-	-	-	-	-	2	-	2
<b>87</b>	<b>YEMEN</b>	-	-	<b>2</b>	-	-	-	-	<b>2</b>	-	<b>2</b>
	Judo	-	-	2	-	-	-	-	2	-	2
<b>88</b>	<b>ZIMBABWE</b>	-	-	<b>2</b>	-	-	-	-	<b>2</b>	-	<b>2</b>
	Athletics	-	-	1	-	-	-	-	1	-	1
	Rugby Union	-	-	1	-	-	-	-	1	-	1
<b>Grand Total</b>		<b>265</b>	<b>68</b>	<b>912</b>	<b>282</b>	<b>5</b>	<b>2</b>	<b>3</b>	<b>1,537</b>	<b>351</b>	<b>1,888</b>

\* As indicated in the decisions received by WADA.

\*\* Based on each AAF, which may not be the same as the number of decisions rendered. A decision may refer to multiple AAFs from the same athlete.